

Write It!

Overview

The student will follow the arrows in each letter to write both the upper-case and lower-case letters. This worksheet also presents four symbols that begin with that letter to the student.

Customize

1. Have the student use a flashlight to follow the arrows.
2. Have the student use a highlighter to follow the arrows.
3. If necessary, extend the arrows to the length of the letter. This allows the student to trace the entire arrow.
4. To create a tactile activity, cut and paste sandpaper onto the letters and have the student use his/her finger to "write" the letter. Another option is to use glue or puffy paint along the arrows and have the student use his/her finger along the dried glue to "write" the letter.
5. Change the four symbols along the bottom to reinforce thematic vocabulary.

Extension Activities

1. Add a cut and paste component to this activity by cutting off the four symbols along the bottom and presenting them to the student. The student can then paste the symbols onto the page with the correct letter.
2. Have the student create flashcards. After he/she has written the letter, cut and paste the letter onto the front of a piece of card stock; on the back paste the four symbols found on the bottom of the page.

Letter A

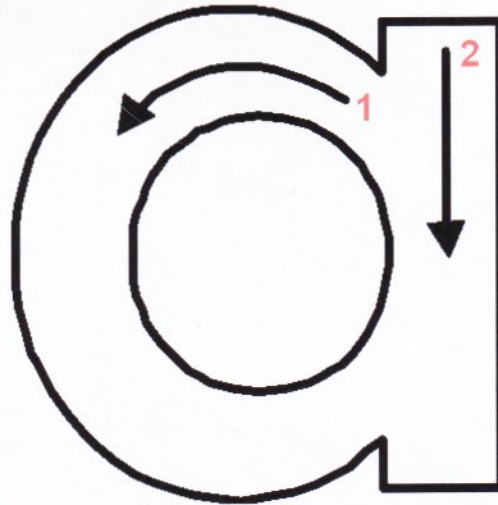
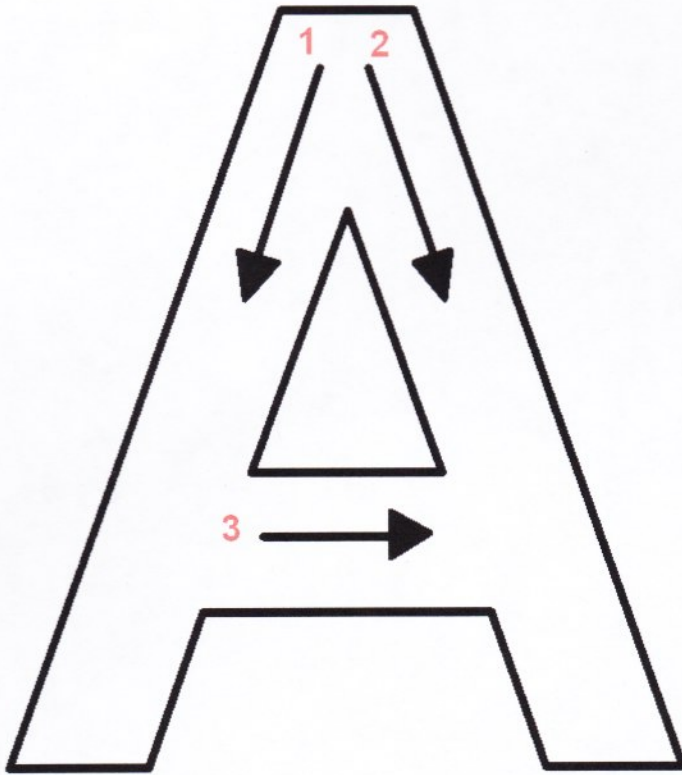
Name _____

Directions: Follow the arrows to write the letter A.




A


The Picture Communication Symbols™ ©1981-2004 Mayer-Johnson LLC.
All rights reserved worldwide. This page may be copied for instructional use.



acorn



apple



alligator



angel



Letter B

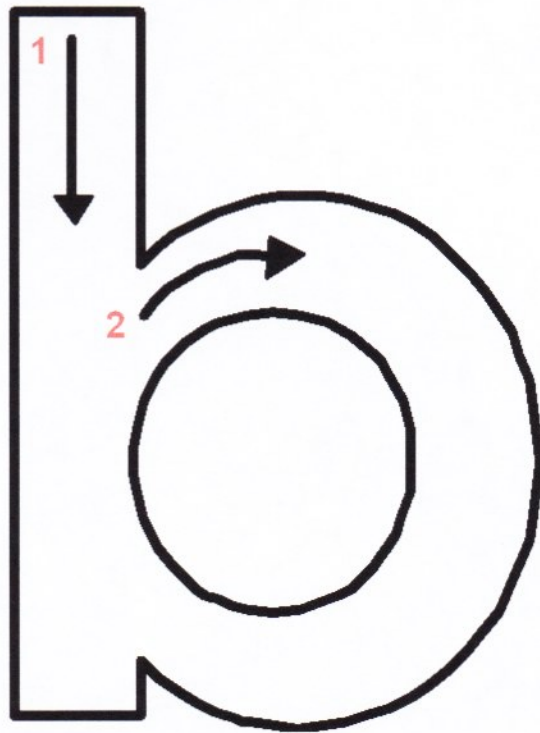
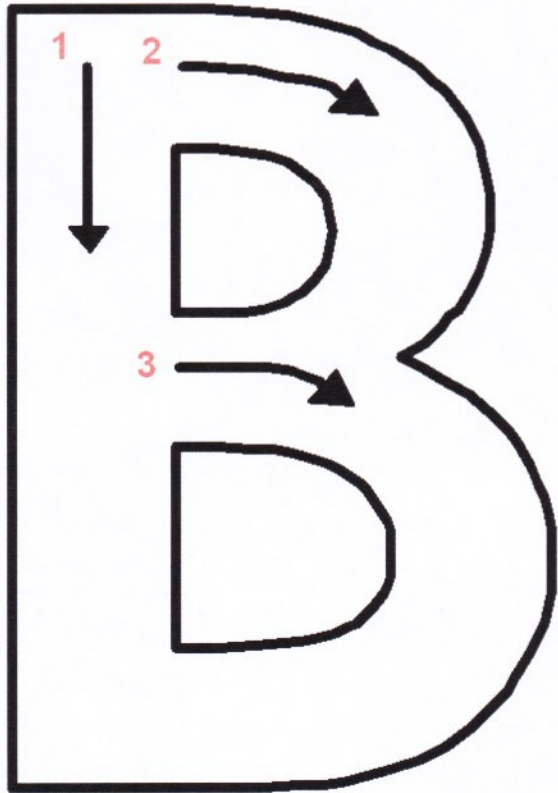
Name _____

Directions: Follow the arrows to write the letter B.



B

The Picture Communication Symbols™ ©1981-2004 Mayer-Johnson LLC.
All rights reserved worldwide. This page may be copied for instructional use.




ball



basket



bread



banana



Letter C

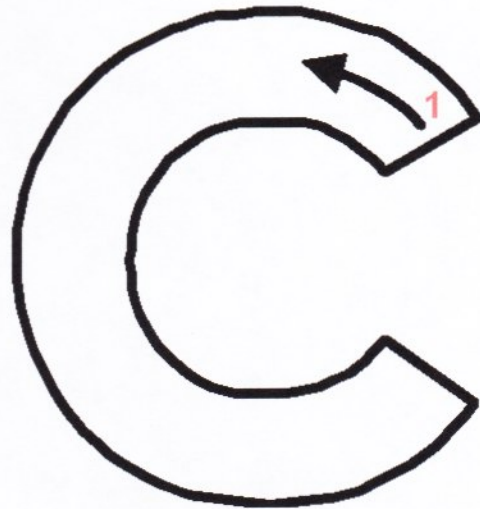
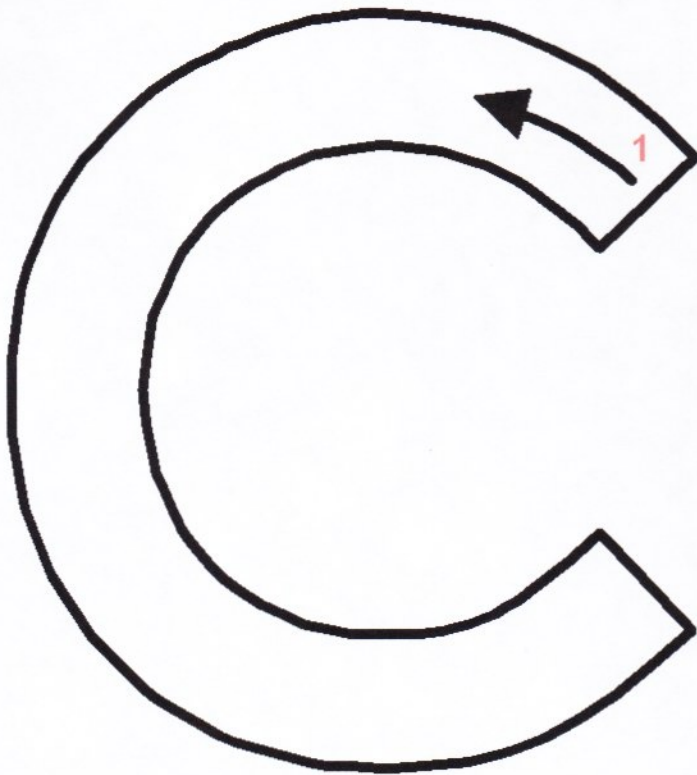
Name _____

Directions: Follow the arrows to write the letter C.



C

The Picture Communication Symbols™ ©1981-2004 Mayer-Johnson LLC.
All rights reserved worldwide. This page may be copied for instructional use.



cat



cheese



candle



car

