



MAY WALKER, CONSTABLE
PRECINCT SEVEN
HARRIS COUNTY, TEXAS

MAIN OFFICE
5300 Griggs Road
Houston, Texas 77021
PHONE (713) 643-6602
FAX (713) 643-3401

Date: January 12, 2023

From: Sergeant T. Roe
Braeburn Valley Contract Division Supervisor
Harris County Constable's Office of Precinct "7"

To: Property Owners Association
Board of Directors & Management Company

Subject: December Monthly Productivity Analysis Report
Enclosure: **MPAR-December 2022**
Distribution: Board of Directors & Management Company

The purpose of this "**Monthly Productivity Analysis Report**" (M.P.A.R.) is to provide the executive command staff with the appropriate data to analyze the productivity of assigned personnel and their shifts' activities to allow for the validation of individual and divisional performance evaluations. With regard to the specific contents of the report, there are 18 distinctive component parts of this report. These components are enumerated below:

- | | |
|--|--|
| 01. Patrol Activity Details | 10. Traffic Enforcement Report |
| 02. Patrol Activity Analytical Summary | 11. Trends & Percentages of Traffic |
| 03. Patrol Activity Percentages & Trends | 12. Citation & Warning Issuance Review |
| 04. Security Checks Report | 13. Call for Service Report (C.F.S.) |
| 05. Security Checks Percentages & Trends | 14. Reserve Deputy Use/Milage |
| 06. Crisis Intervention Disposition Report | 15. M.P.A.R. Report |
| 07. Offense/Incident Generation Report | 16. Summaries |
| 08. Criminal Arrest Types Report | |
| 09. Warrant Execution Report | |

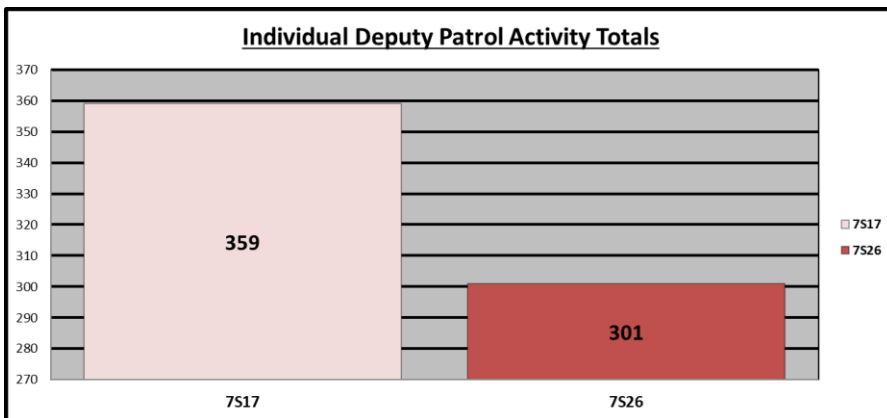
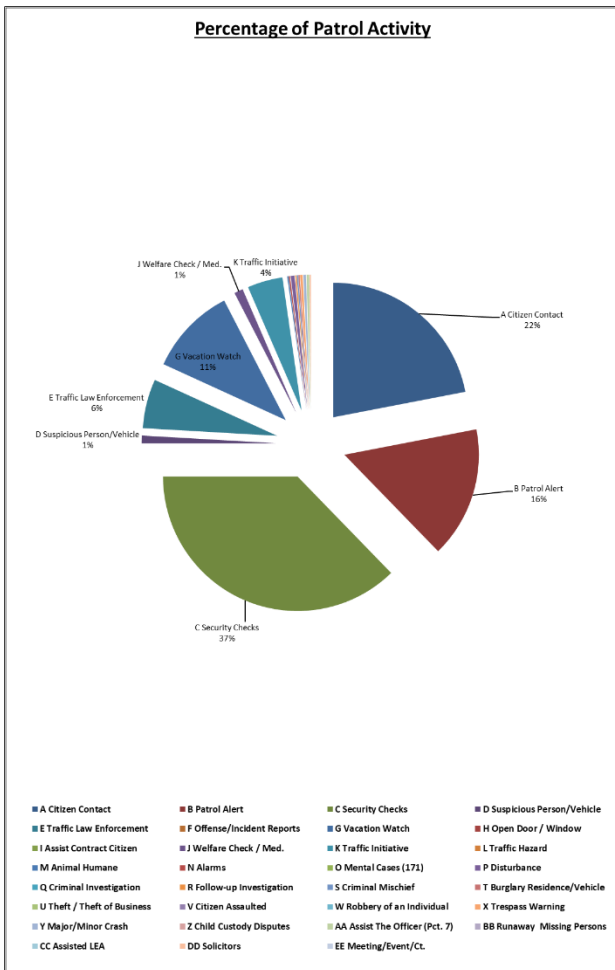
A cursory analysis of the statistical data from this report should be demonstrative of the quality of performance of this agency in realizing the contractual obligations and the overall achievement of the goals and objectives of this Agency and the Toll Road Division.

A total of **320** man-hours was scheduled; **240** man-hours were actual dedicated to patrol functions. **80** hours were exhausted on **vacation time**, workers compensatory, and/or COVID **sick leave**. **1876** total miles were driven and the shift responded to **1231** total service calls. The shift issued **15** traffic warnings, **34** citations made arrests and handled **49** enforcement service-related calls. The average productivity ratio for this month for this shift is **5.3**

Patrol Activity by Braeburn Valley Personnel:

*	Patrol Activity Types	7S 17	7S 26	TOT
A	Citizen Contact	49	96	145
B	Patrol Alert	22	82	104
C	Security Checks	196	50	246
D	Suspicious Person/Vehicle	3	3	6
E	Traffic Law Enforcement	18	21	39
F	Offense/Incident Reports	0	0	0
G	Vacation Watch	57	13	70
H	Open Door / Window	0	0	0
I	Assist Contract Citizen	0	0	0
J	Welfare Check / Med.	1	6	7
K	Traffic Initiative	3	25	28
L	Traffic Hazard	0	0	0
M	Animal Humane	1	0	1
N	Alarms	1	0	1
O	Mental Cases (171)	0	0	0
P	Disturbance	1	2	3
Q	Criminal Investigation	0	0	0
R	Follow-up Investigation	1	0	1
S	Criminal Mischief	1	0	1
T	Burglary Residence/Vehicle	0	1	1
U	Theft / Theft of Business	0	0	0
V	Citizen Assaulted	0	0	0
W	Robbery of an Individual	0	0	0
X	Trespass Warning	1	1	2
Y	Major/Minor Crash	2	0	2
Z	Child Custody Disputes	0	0	0
AA	Assist The Officer (Pct. 7)	2	0	2
BB	Runaway Missing Persons	0	0	0
CC	Assisted LEA	0	0	0
DD	Solicitors	0	1	1
EE	Meeting/Event/Ct.	0	0	0
*	MONTH TOTALS	359	301	660

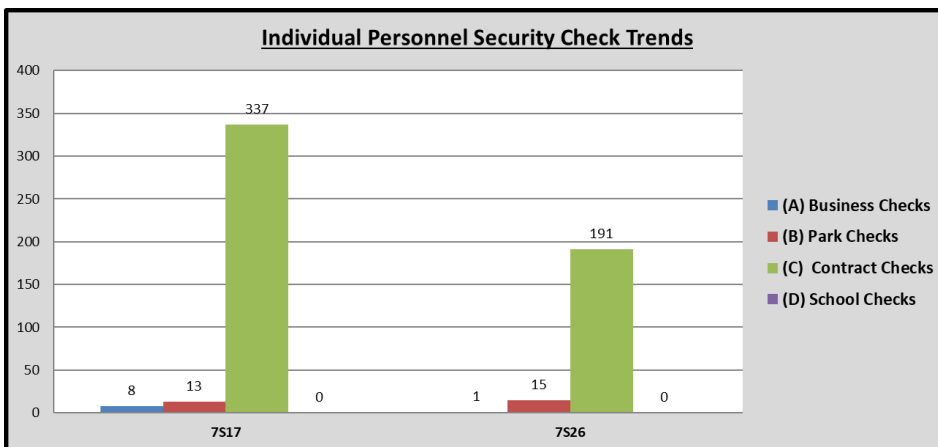
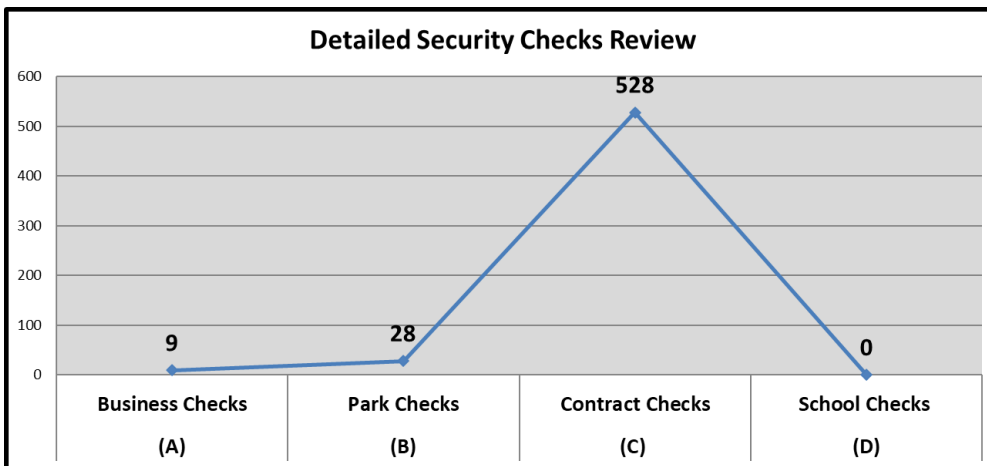
Patrol Activity Percentages& Trends:



Security Checks Report:

*	Security Checks	7S17	7S26	TOT
(A)	Business Checks	8	1	9
(B)	Park Checks	13	15	28
(C)	Contract Checks	337	191	528
(D)	School Checks	0	0	0
(E)	Totals	358	207	565

Security Checks Percentages & Trends



CIT/MHO Dispositions Monthly Total:

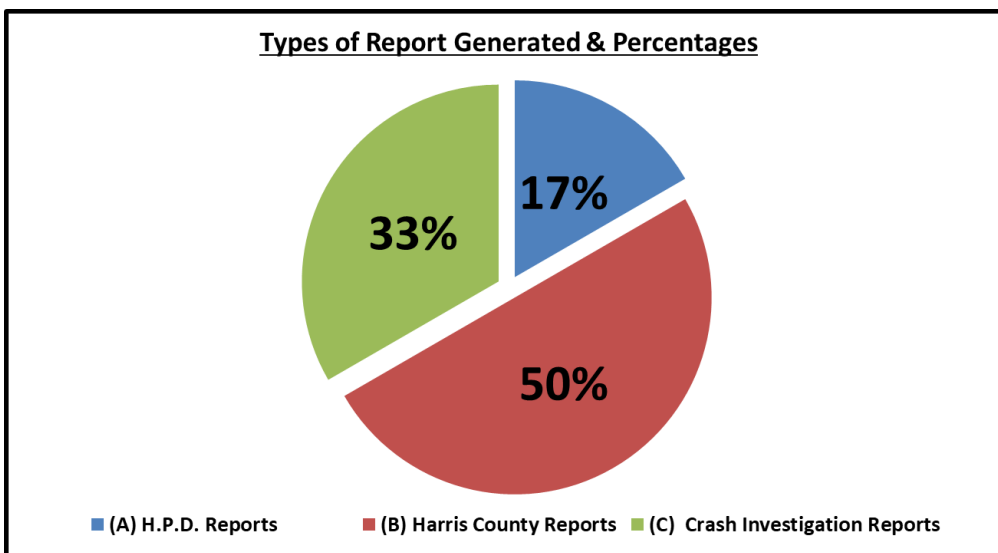
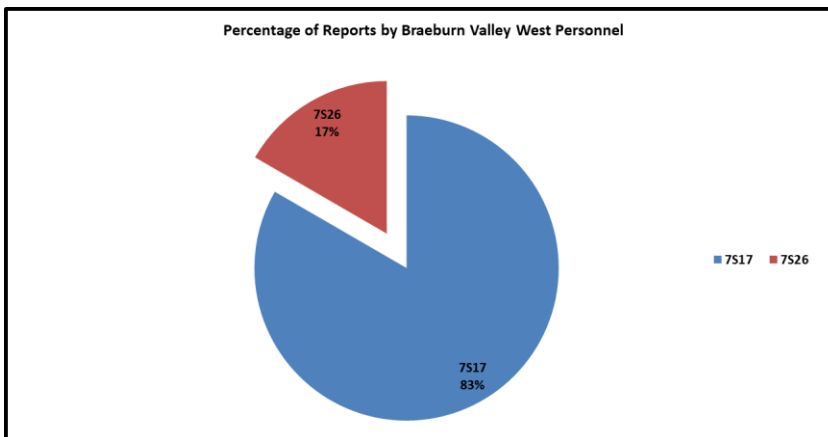
*	<i>C.I.T. Dispositions</i>	7S17	7S26		TOT
(A)	CIT/MHO Outside Referral	0	0		0
(B)	CIT/MHO Transport	0	0		0
(C)	CIT/MHO CIT Contact	0	0		0
(D)	CIT/MHO Arrest	0	0		0
(E)	<i>Totals</i>	0	0		0

These calls involve Mentally Ill Consumers that are arrested, transported, referred or that we do a welfare checks on. These numbers are significantly low due to the call volume reported to the department regarding these individuals.

Offense/ Incident Generation Report

*	Offense/Incident Reports	7S 17	7S 26	TOT
(A)	H.P.D. Reports	0	1	1
(B)	Harris County Reports	3	0	3
(C)	Crash Investigation Reports	2	0	2
(D)	Totals	5	1	6

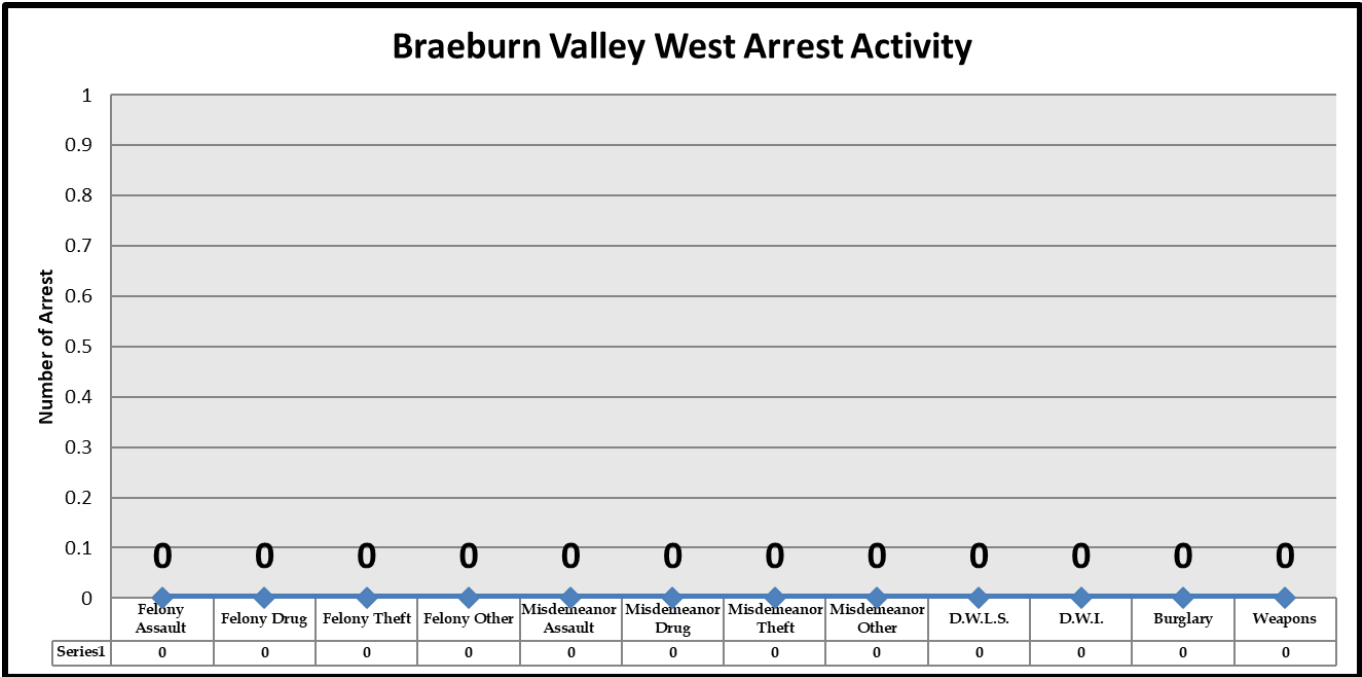
Report Generation Percentage:



Types of Criminal arrest:

*	Types of Criminal Arrests	7S 17	7S 26		TOT
A	Felony Assault	0	0		0
B	Felony Drug	0	0		0
C	Felony Theft	0	0		0
D	Felony Other	0	0		0
E	Misdemeanor Assault	0	0		0
F	Misdemeanor Drug	0	0		0
G	Misdemeanor Theft	0	0		0
H	Misdemeanor Other	0	0		0
I	D.W.L.S.	0	0		0
J	D.W.L.	0	0		0
K	Burglary	0	0		0
L	Weapons	0	0		0
M	Totals	0	0		0

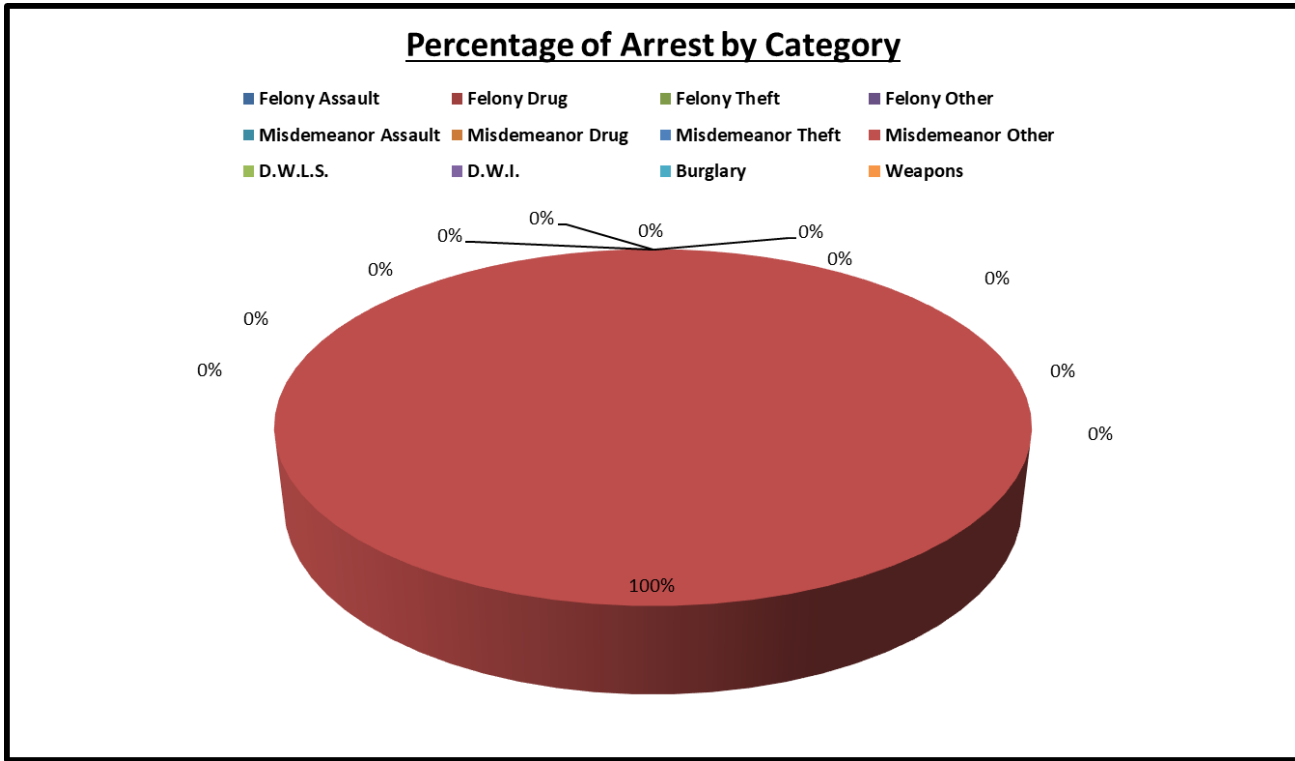
Executed Warrant Monthly Total:



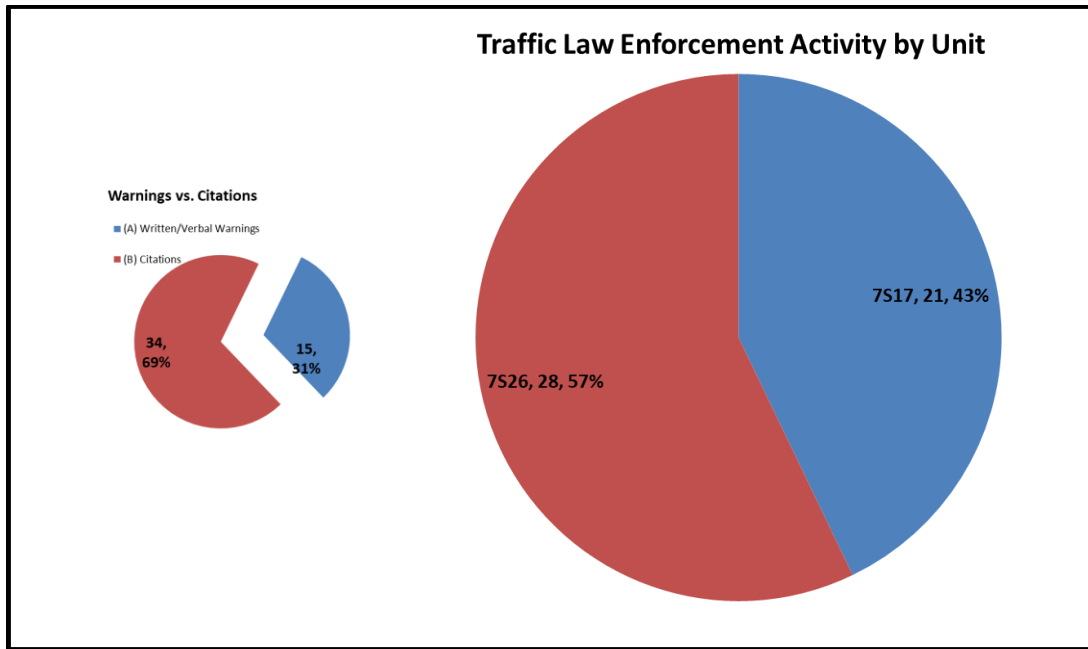
Traffic Law Enforcement Total:

*	Traffic Enforcement	7S 17	7S 26	TOT
A	Speeding	0	3	3
B	School Zone.	0	0	0
C	Ran Red Light.	1	1	2
D	Stop Sign.	1	10	11
E	Invalid Vehicle Registration	3	0	3
F	Invalid M.V. Inspect	0	0	0
G	No Seat Belt	0	0	0
H	No Insurance.	1	2	3
I	No Driver's License	6	5	11
J	Defective Equipment	0	0	0
K	Other Violation	0	1	1
L	Written Warnings	0	0	0
M	Verbal Warning	9	6	15
N	Citation	12	22	34
O	Total Violations	21	28	49

Trends and Percentages of Traffic:



Types of Traffic Activity Types:



Citations vs. Warnings Monthly Total:

*	Warnings vs. Citations	7S17	7S26		TOT
(A)	Written/Verbal Warnings	9	6		15
(B)	Citations	12	22		34
(C)	Totals	21	28		49

Sources of Calls for Service Percentages:

*	Sources of Calls for Service	7S 17	7S 26		TOT
(A)	On View	80	228		308
(B)	Dispatched	10	10		20
(C)	Self-Initiated	268	62		330
(D)	Totals	358	300		658

Free Reserve Personnel Time Utilized in Contract Monthly Total:

*	<i>Free Reserve Personnel Time</i>	7S17	7S26		TOT
(A)	<i>Totals</i>	0	0		0

Mileage Total:

*	<i>Mileage</i>	7S17	7S26		TOT
(A)	<i>Totals</i>	980	896		1876

LOST HOURS:

1	Sick Time Used	16	0		16
2	Vacation Time Used	0	56		56
3	Training Time Used	0	0		0
4	Compensatory Time Used	8	0		8
*	<i>Hours Actually Worked</i>	136	104		240

Monthly Productivity Analysis Report (M.P.A.R.)- Executive Summary:

*	<i>Unit</i>	<i>7S 17</i>	<i>7S 26</i>		<i>TOT</i>
<i>1</i>	Patrol Activity	359	301		660
<i>2</i>	Security Checks	358	207		565
<i>3</i>	C.I.T. Interactions	0	0		0
<i>4</i>	Offense/Incident Reports	5	1		6
*	<i>Total Service Calls</i>	<i>722</i>	<i>509</i>		<i>1231</i>
<i>1</i>	Criminal Arrests	0	0		0
<i>2</i>	Citations Issued	12	22		34
<i>3</i>	Written & Verbal Warnings	9	6		15
*	<i>Enforcement Service Calls</i>	<i>21</i>	<i>28</i>		<i>49</i>
*	<i>Total Hours</i>	<i>160</i>	<i>160</i>		<i>320</i>
<i>1</i>	Sick Time Used	16	0		16
<i>2</i>	Vacation Time Used	0	56		56
<i>3</i>	Training Time Used	0	0		0
<i>4</i>	Compensatory Time Used	8	0		8
*	<i>Hours Actually Worked</i>	<i>136</i>	<i>104</i>		<i>240</i>
*	<i>Unit Productivity Ratio</i>	<i>5.5</i>	<i>5.2</i>		<i>5.3</i>

Summaries :

01.	DECEMBER 18, 2022	1111	CRIMINAL MISCHIEF		DEPUTY R. HERNANDEZ	
	DAY SHIFT:	8700 HAVERSTOCK DR	BB	“N/A”	HC:	2212-00159
	On December 18, 2022, a Sunday , at approximately 1111 hours, while on patrol in the “Brae Burn Valley West Contract” I Deputy R. Hernandez was performing routine patrol and law enforcement services when I was dispatched to a Criminal Mischief involving a brick-wall with white spray painting lettering on it. Case number was generated and report was made. The patrol activity type is “ PAT=S ”.					

Sergeant T. Roe 87S02

Sgt. T.Roe , 87S02

Neighborhood Contract Division, Division Supervisor

Harris County Constable's Office of Precinct "7"