

FWDP Newsletter

Volume 33 Issue 7 October 2018

**Fort Worth Decorative Painters is a Chapter
of the Society of Decorative Painters
Celebrating 33 Years**



I'm so sorry to have missed Dusti teaching our Make-it Take-it project at the September meeting. From the smiling faces in the pictures I can see everyone had a good time. It was great to hear we had several visitors at our meeting too!

This month we will have another fun fall project, to be taught by Louise. Her prep instructions are in this newsletter. It's a project that is adaptable to so many surfaces.

Dusti will also bring more of the books from our library for your perusal and purchase. You set the price; all proceeds benefit the chapter.

The Nominating Committee will be working on officer nominations soon for next year. Don't be shy about volunteering for a new position. Everyone working together is what makes our chapter so great!

Our Christmas party is only 2 months from now! Hopefully you have started getting some of your painted items ready. (Don't be like me and wait until the pressure is on!) If you have any questions about your ornament for exchange, gifts of 5, centerpieces or donating auction items, feel free to ask!

FYI, VFW Fall Fish Fry is November 3, 5-8 PM.

Sharlene

Meeting is October 15, 2018

5:00 Board Meeting 6:00 Social 6:30 Meeting

FWDP supports the Society of Decorative Painters. Dues are \$60/year. You must be a member of SDP to belong to FWP.
Visit the website at: www.decorativepainters.org



**Remember to wear
your nametag to
meetings**

Sunshine—


Sunshine - Suzane Godley

Cards are sent to members in need. If you know a member that needs a get well, sympathy or cheer card, let me know.

October birthdays:

18 Gayla Heath

31 Jan McCleery



Treasurer's Report—Louise Smith

Treasurer report

September 2018

checking: 3,913.41

savings: 3,711.54

Louise Smith

Items for Newsletter

If you bring a homemade food item to the meeting, please share it.....bring me a copy or send by email so I can put it in the newsletter. Also if you attend seminars, classes etc. please sent photos for newsletter.

Monthly Raffles



Memory Boxes—Judy Wallis

Please, everyone bring painted boxes back.
Thank You!!

GOD BLESS YOU



I'm ready for some cool weather so I can get in the mood for painting.

Four of us have volunteered to supply raffle items this month.

Sharlene Dusti Pam Vera

We are counting on you for some super items we cannot live without.

As always anyone can bring an item for the raffle at any time.

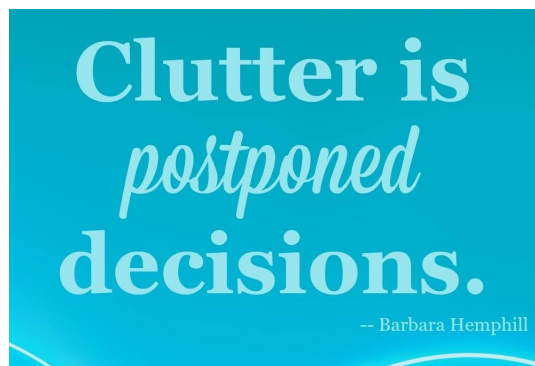
Thanks to all of you for all you do.

Membership

Dues are due! See article on page 4

Website & PR

The newsletter is posted on the website, as is other Chapter information. Monthly articles are sent to area newspapers with our Chapter meeting date, time and project. If you know of a neighborhood paper that I can send an article for print, please contact me with the information. Thank you.



HOSPITALITY - Armida Guzman



Thanks to those who furnished the delicious food for us in September.

The following have volunteered to provide us with delicious treats for our September meeting.

Main Dish: Connie Alexander
 Side Dish: Peggy Thomas, Dusti Dancer
 Desert: Nancy Genetti, Vera Hudnall

A thank you in advance.

Armida

2018 Board

Elected Officers:

President: Sharlene King
 Vice/Program/Pres. Elect: Nancy Genetti
 Vice/Membership/Directory: Judy Wallis
 Secretary/Newsletter: Peggy Thomas
 Treasurer: Louise Smith

Committees:

Christmas Party:	Yvonne Lowrie
Hospitality/Table Attendant:	Armida Guzman
Monthly Raffle:	Janie Wood and Pam Martinez
Website/Publicity:	Suzane Godley
Parliamentarian:	Yvonne Lowrie
Saturday Specials	Dusti Dancer
Seminars	Nancy Genetti
Sunshine/Birthdays:	Suzane Godley
Memory Boxes	Judy Wallis



October Project

SUNFLOWERS & CHICKEN

Design by Judith Westegaard, CDA 1993

Taught by Louise Smith

Supplies & Brushes: Bring standard painting supplies. #6 flat, #4 angle, #8 round, stippler or small deer foot and 10/0 liner.

My surface was a charger plate. The design is made for a circular surface, but you can adapt it to any shape. For the charger; enlarge the pattern 125%. I have painted this piece with and without the solid circle.

Americana Decoart Colors: Buttermilk (B)		Ebony Black (EB)	French Grey Blue (FGB)
Calico Red (CR)	Blush (Bl)	Rookwood Red (RR)	Snow White (SW)
Evergreen (E)	Avocado (A)	Light Avocado (LA)	Cad. Yellow (CY)
			Antique Gold (AG)
			Moon Yellow (MY)

Prep: Sand and seal surface. For plastic surfaces, clean well, when dry, spray with a primer. Base the surface area with Buttermilk. The optional ring is based with French Grey Blue. Transfer the pattern. Base the chicken body with Ebony Black (not the comb or feet), when dry transfer pattern for beak and feet.





Programs - Nancy Genetti

A big thank you to Dusti for our Make It Take It in September. Unfortunately I was unable to attend but heard it was a great evening.

October's project we will be painting a chicken plate taught by Louise. Can't wait to see all the wonderful pieces this will be painted on. In November will be the HO HO HO Santa. Boards for this project can be purchased at Bear With Us at Painting Palooza.

Be thinking of next year.....November meeting is when we bring projects to share next year. The members will vote on their favorites, so plan on being at the November meeting. We need meeting projects as well as all day projects for the Saturday paint days. Anyone can share a project their have done. If we don't have members willing to do this we will not have anything to paint next year. Remember those going to Painting Palooza, surely you will do one or more projects the chapter would like to paint.

We have been having a great turnout for the meetings with most of you painting. This is great for our chapter and a way to have more fun and perhaps learn at the same time.

Denim, Diamonds and Dessert
FWDP Christmas Party, Monday December 10, 2018
 6 PM
 a week earlier than regular meetings

\$15 for Risky's Barbecue dinner:
If you prefer chicken over beef mention when you pay
Pay Yvonne Lowrie starting at October meeting

Wear: your favorite denim jeans or skirt, all of your dazzling "diamond" jewelry,
 even a touch of pink to match the Centers tree!!

And bring a dessert to share: home made or purchased:
 cookies, or candy, or pie, or cake or a surprise!

Place cookies, candy or individual items in plastic bags for easy handling

Also bring a painted TX Star shaped "Denim and Diamond" ornament to exchange
 purchase from Louie Smith \$1

These will be place on a special tree and members can vote for the "best ornament"

Tradition exchange: "Gifts of Five" paint 5 ornament of your choice to exchange.
 Place each in a separate paper bag, take home 5 from various Chapter members.

Table Decorations: Several members are painting western boots - other painted items
 are appreciated for the table - these will be offered as door prizes - by purchased tickets

Annual Auction: Funding for the Chapter is from the Annual Auction.
 All Members are encouraged to bring nice painted items.

2018 Meeting Projects



January Meeting – Beth – Snow globe continuation

February Meeting – LaRue - Christmas Tree Tag



March Meeting – Nancy – Grade A Chicks



April Meeting – Dusti – Snowman Lid



May Meeting – Sharlene – Rocks of Kindness


September Meeting – Dusti – Make It Take It



October Meeting – Louise – Chicken Plate



November Meeting – Nancy – HO HO HO Barrel Stave Santa




Saturday Paint Days

We had a great time at our last Saturday Special. Nancy taught a wonderful Poinsettia! We learned, we relaxed, laughed, visited, ate, and painted. You can't ask for a better day! You were missed if you weren't there.

I would like to continue having the Saturday Specials next year, but will need your help to do so. If you have anything you would like to teach or any ideas on programs that take too long to do during a meeting please let me know. Please see me during before the meeting if you have any questions.

Dusti



IMPORTANT—PLEASE READ

To allow all our members to paint at each meeting the board has set the following policy.

A short time will be set aside for members to make any payments to the chapter.

Please don't pay the chairmen during the meeting or paint-in.

2019 dues (\$20) can be paid to Judy in October or November.

Christmas dinner (\$15) can be paid in October or November; Yvonne will announce at meeting who is collecting.

If paying by check, please bring a separate check for each since it is collected by 2 different people. If paying by cash, bring an envelope with your name on it (or we will have some envelopes) to help keep it all straight.

We all have different renewal dates with National now, depending on when we joined or renewed last. When you renew, please bring a copy of your renewal information or show to Judy so she can record your number and date. Part of our annual reporting requires that we submit dates and numbers to National. Thanks for your help!

Chapter Meeting
Fort Worth Decorative Painters of SDP
May 21, 2018

(Repeated to be voted on at October meeting - there was no September meeting)

The Chapter meeting of the Fort Worth Decorative Painters was called to order at 6:35 p.m. May 21, 2018 at the Fort Worth Botanic Garden meeting room. A quorum was present. King served as Chairman and Thomas served as recording secretary.

President – Sharlene King .

Secretary – Peggy Thomas The minutes of the previous meeting were to stand as written.

Treasurer Report – Louise Smith The checking account has a balance of \$3,672.19 and a savings account balance of \$3,711.28 for a total of \$7,383.47.

Christmas Party – Yvonne Lowrie Yvonne brought in the remaining boots to be painted for the Christmas party table decorations. The painted boots will be used as door prizes after the party. The denim stars can be painted or decorated and used to hang on the tree or used as tags.

Programs – Nancy Genetti The poinsettia taught by Nancy Genetti is now firmly scheduled for July 28 at the VFW in Crowley. Time is 9:00 to 5:00. Deadline is July 1. Bring Lowe Cornell dome blender and sharp liner. DA Traditions.

Newsletter – Nancy Genetti Deadline for the Newsletter is TBA at a later date..

Hospitality – Armida Guzman Armida thanked all those who brought food for tonight.

Memory Boxes - Judy Wallis We have four new memory boxes..

Raffle – Pam Martinez and Janie Wood Armida, Sharlene, Sharon and Delfa provided the raffle items for tonight's raffle.

Sunshine - Suzanne Sharlene reported that Vera is at home and still recovering from her fall and that cards were sent to her.

Specials – Dusti Dancer July 28 is the firm date for the next Saturday Paint day. Nancy Genetti will be teaching the poinsettia.


New Business The VFW is having another fish fry on June 23. Starts at 5:00 pm.

The meeting was adjourned at 7:10 p.m.

Respectfully submitted,
Peggy Thomas, Secretary


September Meeting

Dusti teaching the Make It Take IT



July Paint Day

Nancy teaches a Poinsettia (In case you missed them last time!)



12 November Project

Merry Olde Sole by Deb Antonick

Taught by Nancy Genetti

Surface: 29" Barrel Stave

Paints, Mediums and supplies:

Some kind of texture medium – Margot MUD, Deco Art Writer, Even Glue (takes longer to dry). This is used to add texture to Eyebrow, mustache and Beard. I used a FineLine applicator bottle with white paint.

Deco Art Decoupage Matte

*Americana Décor Crackle Medium

**Americana Décor Chalky Finish paints – Cameo, Carbon & Enchanted

Deco Art Americana Acrylics: Soft Black, Lamp Black, Fawn, Buttermilk, Light Buttermilk, Warm White, Traditional Burnt Umber, Mocha, Raw Sienna, Burnt Sienna, Natural Buff, Country Red, Mustard Seed, Moon Yellow, Winter Blue, Wedgewood Blue, Blue Chiffon, Prussian Blue, Plantation Pine, Antique Green (Some of the Americana paints will only use a dab or not at all as I left the house off, don't go out and buy them, if you don't have them I will share)

Diamond Dust Glass Glitter (optional)

¼" Polka Dot Stencil

Word stencil of choice – I used HO HO HO

To embellish 6" x 3 ½ - 4 inch piece of lace and small bits of Christmas Greenery - ¾" rusty bell - Strip of Homespun Fabric (optional)

Brushes: Shaders and/or angles – Liner – mop – brushes for dry brushing

*You may substitute any crackle medium you like. I found that the Americana Décor Crackle medium works great. I had much better results with it than any other crackle medium.

**You may substitute Americana paints for the Chalk Paint. (I can't guarantee results of the Décor Crackle with it) You might want to look at the color chart of Decoart.com to see the colors. Deb's suggestions: Cameo – Country Red, Enchanted – Antique Green and Carbon - Lamp black.

Prep:

Basecoat the stave with Americana Décor Chalky Finish paint – carbon. Let dry


Apply a coat of Americana Decor Crackle medium as per the manufacturers instructions. Let dry.

Basecoat quickly with Americana Décor Chalky Finish paint –Cameo. The paint with crackle as it dries.


When dry to touch, use a damp cloth to wipe back Cameo around the edges to expose more of the black. Let Dry.

Apply the pattern. I left the house, moon and stars off as I liked it better. Feel free to put them on if you like. I will give you instructions to paint like her original.

Base coat the Santa Face with Mocha until opaque – when dry trace the details on the face



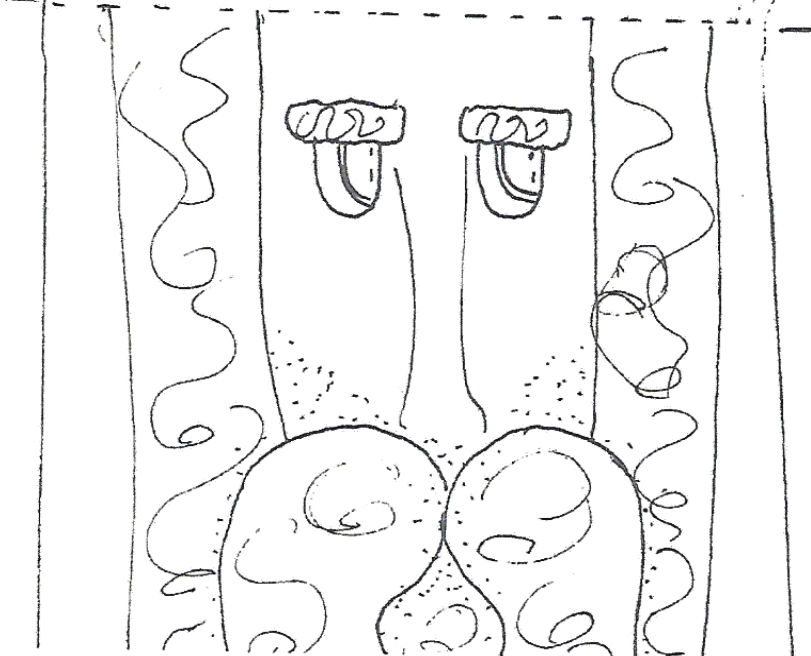
As Sample
without
Housc

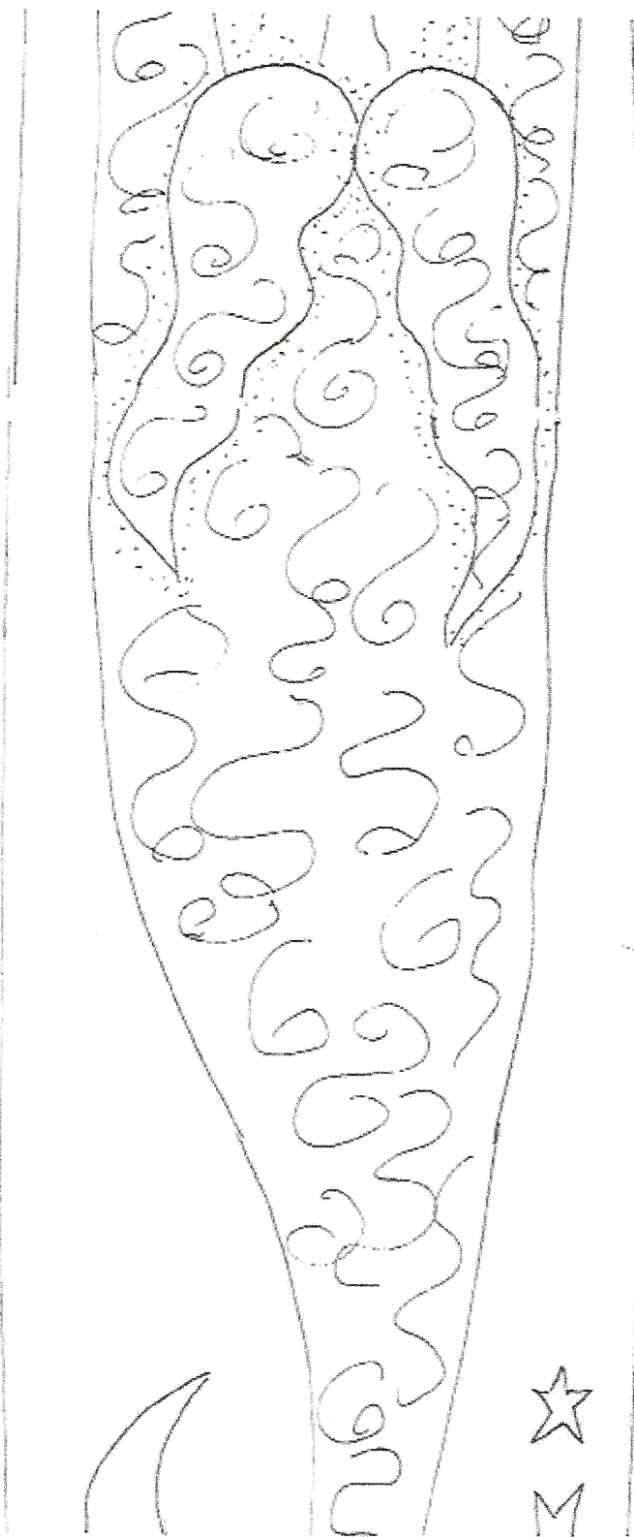



← LACE

12" ↓

← HOMESPOON
+ BELL









These are two unfinished Santas to show you different color schemes and ideas.

The first one is red and green like the original Santa but brighter colors. Chalky Paint red—romance and green—fortune.

The second one is a soft teal blue with lavender. Chalky paint teal—Treasure and lavender is souvenir

You can use any color combinations that you like

Also instead of dots on the bottom, I added checks on the red and green one. A swirly, different dot design or any other stencil you like could be used. Bring what you have and try them out. Also, bring different Christmas word stencils if you have any.



SDP NEWS & Conference Happenings

2019 Conference will be in Wichita Kansas – May 13 – 19, 2019.

Lots of fun planned!

Hotel Room Block is open

SDP Museum – watch them open boxes on Facebook each Friday that they have a donation of \$50 that week.

Museum Pieces acquired by SDP

SDP Board and Staff is thrilled to be able to acquire over 1500 pieces of Decorative Painting from the National Museum in Atlanta due to the Atlanta Museum closing. It is so important that we do our best to preserve and showcase the historic collections to continue the Decorative Painting legacy. All of the pieces have been safely delivered to SDP Headquarters in Wichita, Kansas. Boxes are being unpacked weekly. The Society needs donations to preserve and store all these wonderful treasures. If you would like to make a donation go to the SDP website for more information. The Society of Decorative Painters Foundation is an exempt organization described in Section 501(c) (3) of the Internal Revenue Code. You have received no goods or services in return for your donation. After making an online donation, you will receive a letter of acknowledge; please retain this letter as evidence of your contribution. Donations are tax-deductible; consult your tax preparer for details. If you have any questions, please contact the office by email sdp@decorativepainters.org or call (316) 269-9300.

Ambassador Program

Refer a friend to SDP and get paid! Yes, that's right, for each new SDP member you refer you will receive a VISA gift card! Its simple, make she that the new member puts your name on the referral line of the membership form or if membership was entered online call the office., we will send you a VISA gift card. Check out the link below for all the details and perks of being a SDP Ambassador!

Crown Program

The SDP Foundation Crown Program offers a giving opportunity for our members and chapters to be acknowledged for supporting the Society of Decorative Painters and the art of decorative painting. by participating in the Crown Program you are supporting decorative art education, SDP Museum, and SDP Scholarship Program. Donations will go to the SDP's Foundation, which is a 501(c)(3) and is tax-deductible. Please consider being a Crown Jewel today.

Visit the NEW Educational Library TODAY

Education is important to SDP and so are YOU! To offer an additional benefit, we created this library, with a little help from our friends. The library is broken out into three areas: PUBLIC, MEMBERS ONLY, and CERTIFICATION. Each library consists of everything from one-minute tip videos to demos to complete lessons with instructional material (public lessons coming soon). Great memory box project from Debbie Cole

Let us Help you Get Your Home Ready for the Holidays

We have lighted yards art, wooden pumpkins, wreaths, wooden Christmas trees and many other hand painted items

Martin High School Craft Show

4501 W. Pleasant Ridge, Arlington, TX 76016

Sat. October 20, 9:00-5:00 pm (Booth GB55 in the gym)

Sun. October 21, 11:00-5:00 pm

Trinity High School

Hwy 183 @ Industrial Blvd. (Hwy 157), Euless, TX 86039

Nov. 3 9:00 5:00 pm

Booth AD7 (Administration Bldg., by flagpole)


329090 Norwood Land, Arlington, TX 76013

Friday, November 30, 12:00-7:00 pm


Saturday, December 1, 9:00 am – 3:00 pm

Hope you will drop by and see us!

LaRue Hughes



Out and About



Mary Helen on her travels



Armida & Nancy attending Robert Warren's seminar in Paris Texas

Oklahoma City Painting Palooza
Yuletide Treasures
October 22-27, 2018

Sheridan hotel is full—make reservations at one of the other hotels soon! Still some good classes available.



Fort Worth Decorative Painters

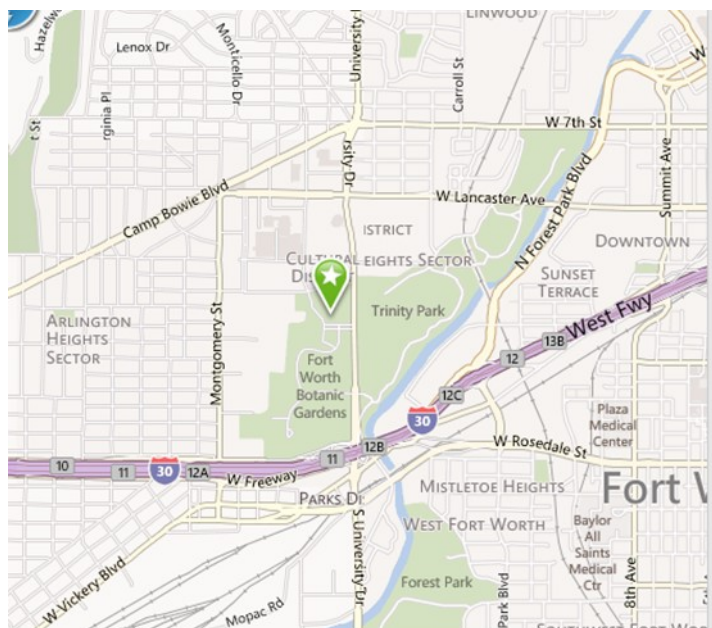
Nancy Genetti
Newsletter Editor
1117 Eton Drive
Richardson, TX 75080

Facebook:

Fort Worth Decorative Painters (FWDP)

www.fwdecorativepainters.com

Next Newsletter Deadline October 20, 2018



FWDP Meets the Third Monday of February, March, April, May, September, October & November.

January Meeting 4th Monday and the Christmas Party 2nd Monday in December.

At the

**Botanical Gardens
3220 Botanic Garden Blvd.
Fort Worth, TX 76107**

2018 Dates to Remember

January 10 Transitional Board meeting

January 22—Regular meeting, Board Meeting—Program: Beth, continuation of Snow globe from November project

February 3—Saturday Special—UFO Day

February 19—Regular Meeting, Board Meeting—Program: LaRue, Christmas Tree tag

March 19—Regular Meeting, Board Meeting—Program: Nancy, Grade A Chicks

April 16—Regular Meeting, Board Meeting—Program: Dusti—Snowman Lid

May 21—Regular Meeting, Board Meeting—Program: Sharlene—Rock Kindness

September 17—Regular Meeting, Board Meeting—Program: Dusti—Make It Take It Pumpkin Lid

October 15—Regular Meeting, Board Meeting—Program: Louise, chicken plate

November 19—Regular Meeting, Board Meeting—Program: Nancy, Santa Barrel Stave

December 10—Christmas Party

Saturday Specials Dates to be announced