


May BOM – Dutchman’s Puzzle Block

Background A- (16) 2 inch squares


Flying Geese B- (8) 2 x 3 ½ inch rectangles

Piecing Instructions-

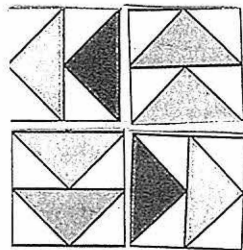
Draw a diagonal line on the wrong of Fabric A squares. With right sides facing, layer a Fabric A square on one end of a Fabric B rectangle. Stitch on the drawn line and trim ¼ inch away from the seam.



Repeat on the opposite end of the Fabric B rectangle. Flying Geese unit should measure 2 x 3 ½. Make 8.



Assemble 4 units.



\*Remember to finish the block with the 12' Sawtooth Star pattern from October and use the Dutchman’s puzzle block for the 6 ½ inch center of the star block.