



# Newsletter April 2021

---

## **Club Officers**

---

President – Fred Eklund  
[fredeklund@comcast.net](mailto:fredeklund@comcast.net)

---

1st Vice President – Jim Stottlemeyer  
[jim.stottlemeyer@yahoo.com](mailto:jim.stottlemeyer@yahoo.com)

2nd Vice President – Joe Wertner  
[wertnerjc@hotmail.com](mailto:wertnerjc@hotmail.com)

Secretary – Steven Talmadge  
[stevetalmadge@comcast.net](mailto:stevetalmadge@comcast.net)

Treasurer – Rod Stabler  
[wickstab@yahoo.com](mailto:wickstab@yahoo.com)

## **Chairpersons**

Photographer – Bill Krofft,  
Carroll Stottlemeyer

Newsletter – Pending

Library Manager – Ken Walker

Audio Visual – Lee Burkholder,  
Colby Benedict, Carson Benedict

Raffle – Rod Stabler, Ken Walker

Win-One Turn-One – Rod Stabler

Club Tours – 2<sup>nd</sup> Vice President

Christmas Toys – Lloyd Benedict,  
Rod Stabler

Auction – Lester Dice

Greeter – Nelson Zullinger

*We are a chapter of the American Association of Woodturners (AAW)*

## **April 2021 Club Meeting**

Hello all and happy April,

*The latest Officers meeting minutes from March are loaded to the website and can be viewed there.*

*With the COVID restrictions loosening and the weather warming up, keep an eye on your email and the website calendar for updates on starting up the regular demos again. We had first stated we intended to restart with the April meeting but may wait until May. Updates will be sent when we will actually start back but if the attendance at the March and April Shop Tour is an indication it might be coming soon especially with more people getting the vaccine and being more comfortable with going out in groups.*

*We would also like to thank everyone that has turned and contributed Weed-Pots.*

*The April 10<sup>th</sup> shop tour/Open Shop at Joes was a great time and there were 11 members in attendance, and we all learned a lot about how to turn flowers. More on that below.*



We used the April 1<sup>st</sup> club meeting date to get together at Jim Stottlemeyers shop to learn more about the Turning event we will be doing on April 26<sup>th</sup> for the scouts to turn Mother's day pendants. We still could use some volunteers to help with this event. If you are interested in helping, please contact an officer to find out more.

Covid-19 fears in the industry are taking their toll on the symposiums one by one but there are a couple that seem to be holding steady to have their events. One that going to be close-by this year is the Mid-Atlantic Pen turners Gathering in Washington DC area. The announcement and the link to the website is listed below.

## **Show and Tell**

*Since we are not having regular meetings I will encourage everyone that is on Face Book to join our Face Book page and share your creations for us all to enjoy or bring something to any event that we may have.*

## **Shop Tour/Open Shop**

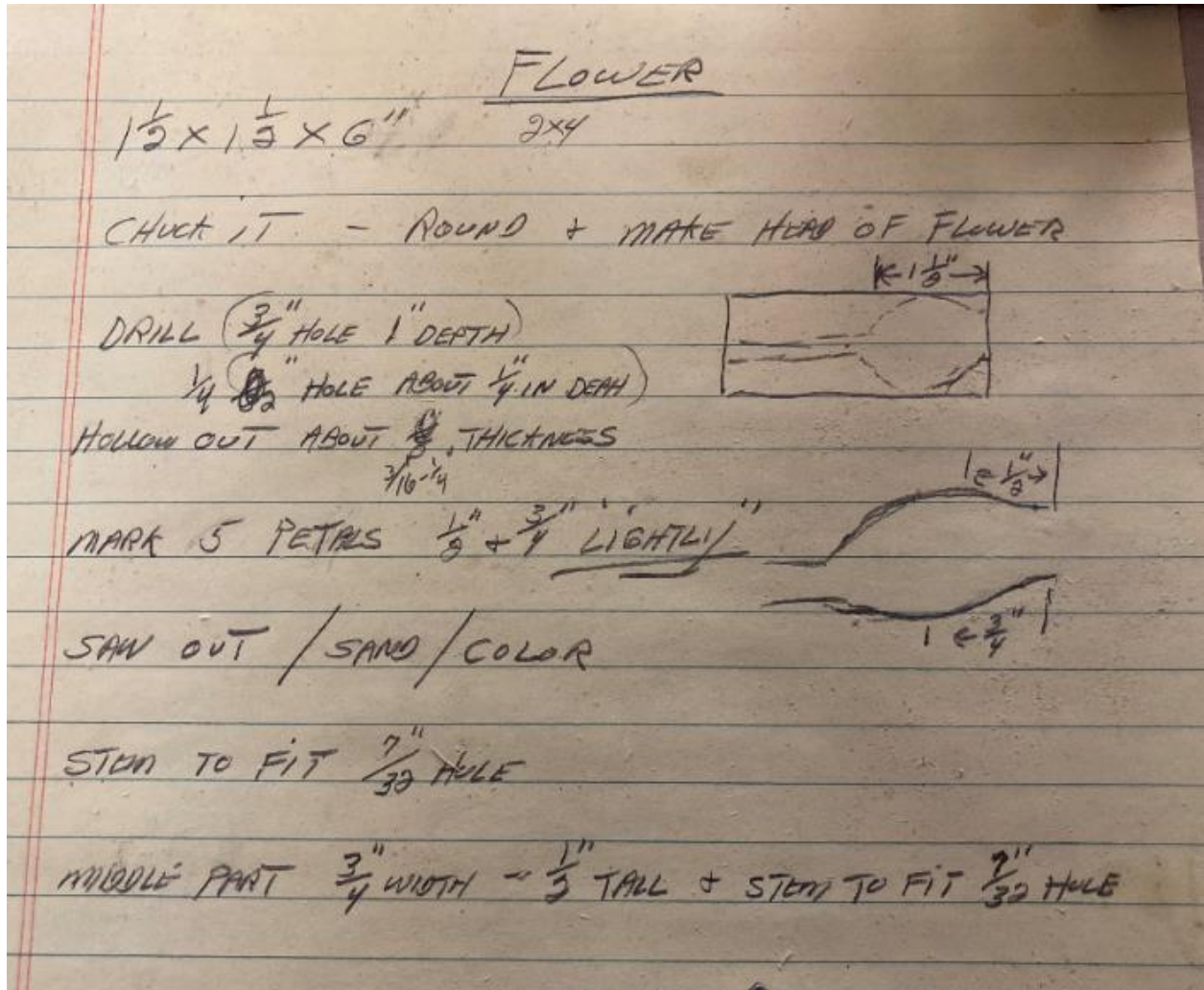
Please check the website calendar <http://www.cumberlandvalleywoodturners.com/calendar.html> and your email for updates on what is happening.


The April 10<sup>th</sup> Shop Tour/Open Shop at Joe Wertner's shop was a great time for the 11 members that attended.





Joe demonstrated a way to make flowers that I had not seen before. These look like a lot of fun to make and while he used a soft wood (section of a 2X4) these would be great out of poplar, sycamore, or maple. I wouldn't recommend an open grained wood since the stem is turned down to less than a 1/4" and that can get a bit sketchy. While you could use possibly ambrosia maple or a lightly spalted wood that also could be a bit unstable but with a little skill and a whole lot of luck could produce some really great results. The lighter wood though can be dyed or colored as you wish to more closely match real flowers or make a bunch for the grandkids to color as they please. I bet Mom or Grandma would love a few of these and possibly a little Weed Pot to put them in for Mother's Day.
















Thanks Joe for the great Demo. I think you will need to do this again when we get back to the normal meetings.

## YouTube, Facebook and the Website

If you have not visited the website lately, I have done some work on it and I try and keep the calendar up to date with meetings and other industry events. I added a suggestion form and some instructions. It sends an email directly to the secretary's email address and as we get suggestions for demos or other items they will be added to the various lists and schedules for the club.

Remember, Lee Burkholder records and posts all our Demos to You Tube. You can [click here](#) to view Lee's channel.

For those that do not know I started a Facebook Page for the club, and it can be found here. <https://www.facebook.com/groups/1114080958801395>



## Upcoming Events

~~AAW annual meeting in Omaha NE in July—Canceled as a live event.~~

~~<https://www.woodturner.org/Woodturner/Events/Annual-Symposium-Conference/2021-Symposium-Omaha/Woodturner/2021Omaha/2021-AAW-Symposium-Omaha-Nebraska.aspx?hkey=0f6ed369-9d55-417c-8ba9-4ef2f514be58>~~

~~Rocky Mountain Woodturning Symposium, September 17th — 19th, 2021. The venue is the McKee building at The Ranch / Larimer County Fair Grounds in Loveland, Colorado~~

~~<http://rmwoodturningsymposium.com/> Canceled~~

~~Mid-Atlantic Woodturning Symposium in Lancaster, PA is currently scheduled for September 24-26 2021.~~

~~<http://www.mawts.com/>~~

7<sup>th</sup> Segmenting Symposium September 22-25, 2022, Crowne Plaza Hotel, Northbrook, Illinois

<https://segmentedwoodturners.org/>

Mid-Atlantic Pen Turners Gathering, July 24-25, 2021

<https://midatlanticpens.com/>

## **Upcoming virtual events from AAW**

There are new upcoming events on the calendar!

Check out the [Remote Demonstration Calendar](#) today (make sure you are logged in to the AAW website)! The Remote Demonstration Calendar can also be found on the AAW website under "Events."

<https://community.woodturner.org/events/jrd-demonstrations>

[Visit the Remote Demonstration Calendar.](#)

(Remember to sign in with your username and password to access the calendar and other members-only content.)

## **Win-One, Turn One**

**Nothing this month**

## **Ongoing Club Activities**

### **Weed Pots**

We are still turning and collecting pots for this.

We hope that this can become an ongoing thing so anyone that is interested in making some pots for this can contact an officer for details or if you want to watch a short video on this click on this link.

[https://www.youtube.com/results?search\\_query=turning+a+weed+pot](https://www.youtube.com/results?search_query=turning+a+weed+pot) . Do not just look up 'Weed pot' on you tube. You can imagine what I got in my search results when I did that. 😊 If you need wood for this, you can contact an officer and we should be able to help you out.



## Christmas Toys

Please remember that this is an ongoing yearly project for us and last year we had to have several dedicated meetings to make this happen. Items for this effort can be made and donated anytime during the year. Check in with an officer to see what we are making for 2021.

## Maintenance Department

### Maintenance Department #4 Cleaning a Scroll Chuck

Woodturning is a dirty and dusty process. Your scroll chuck is almost certainly accumulating wood dust and debris inside. This causes friction, obstruction and

generally less than optimum performance. Fortunately, this is relatively easy to remedy. Cleaning your scroll chuck is quick and easy. The photos included are of a Super Nova 2 but most chucks are similar and instructions can be found online.



Disassembly requires only one special tool, snap ring pliers. These make removal of the snap ring easier and safer than needle nose pliers.



Mark the movable jaws prior to disassembly. It is not always absolutely necessary to return parts to their original position, but it can eliminate potential difficulties. A sharpie will do until you make a permanent mark with a center punch.



Completely disassemble the chuck as shown in the photos. Once the snap ring is removed the black plastic cover can be a challenge to remove especially if it has been a while since the chuck was cleaned last. Keep at it and it will come out.





Clean all parts and inspect for damage. Mineral spirits and a toothbrush work well for cleaning. I used emery cloth to remove some of the surface rust caused by green wood. For more challenging rust Home Depot sells a product called Metal Rescue that is amazing for removing rust. A 1 Gallon jug will last for years as it can be reused over and over.





Lubricate with your choice of lubricant. It is possible to find support for just about any lubricant on the internet. You can even find some people that say you should not


lubricate at all. This chuck was lubricated with grease at the factory. I used Teflon lube on sliding surfaces and grease on the gears.



Now for assembly. The trickiest part is timing the jaws. Nova assembles the jaw numbers in a clockwise order. Note the jaws are machined differently.



Place the jaws in the slide grooves and center them so there is a square in the middle.



Carefully turn the chuck upside down keeping the jaws from moving, Place the scroll in and rotate it until it engages the jaws. All jaws must move together and close into a square at the center. Pinions and plastic housing are installed then the snap ring.

You are finished!

## **Club Discounts**

Joe Wiesnet, <https://buffalowoodturningproducts.com/>, created a 10% discount on his website specifically for our club. Anyone who wishes to use the discount should set up an account with him and place an order then send Joe an email on his website and he will make the connection on his end and send you the discount code to use for all future orders.

Penn State offers a 10% discount if you are a club member and set up an account with them.

---

*Please don't forget to check-out the club's web site.*

<http://www.cumberlandvalleywoodturners.com>

---

**\*The club's website** has a lot of good information for your viewing pleasure. Please take time to check it out. If you have something you would like to post on the site, send your request to <mailto:secretary@cumberlandvalleywoodturners.com>

**\*The library** is for your use, please take advantage of it. If you're not sure what we have to offer, you can check our website, or talk to Ken Walker. If you have some videos, or other material that you would like to loan or donate to the library, that would be appreciated as well.

**"Tool Sign Out"** is available for our members. This is a way to try out some tools that you don't have.

**\*The newsletter** is here for you. If you would like to post something to share with others, please send your information to:  
stevetalmadge@comcast.net

**"Hats and Shirts"** – We have a new supply of hats at \$10.00 ea. See Jim Stottlemeyer if you're interested.

## Officer's Meeting

The next officer's meeting will be April 26, 2021 at 11:00AM. The location will be at Brothers Pizza restaurant in Greencastle, PA. Due to COVID-19 restrictions, we are currently limiting attendance to officers only.

## Next Club Meeting

May 6<sup>th</sup> club meeting is TBD depending on the weather and the decisions of the Officers at the April 26<sup>th</sup> meeting. Check the website calendar and your emails for announcements.