

# JACLOFLEX™

## Highlights



PATENT PENDING



Flexible Stainless Steel Braided Supply Lines with Decorative Cover

**FOR USE WITH 3/8" O.D. SUPPLY VALVES—** antimicrobial, resistant to most household cleaners

-Antimicrobial & chemical resistant sheath, covers & adds a layer of protection & strength

-Quick & easy labor-saving installation, perfect for confined spaces

ITEM	LENGTH	HOOKUP	SPECIFICATION	LIST PRICE
130-SS-	3/8" O.D. x 12"	Faucet	Metal Nut	\$20.00
132-SS-	3/8" O.D. x 16"	Faucet	Metal Nut	\$21.00
136-SS-	3/8" O.D. x 20"	Faucet	Metal Nut	\$23.00
137-SS-	3/8" O.D. x 30"	Faucet	Metal Nut	\$41.00
138-SS-	3/8" O.D. x 36"	Faucet	Metal Nut	\$52.00
177-SS-	3/8" O.D. x 20"	Extension	3/8" O.D. Male	\$26.00
159-SS-	3/8" O.D. x 9"	Toilet	Plastic Nut to Toilet	\$24.00
156-SS-	3/8" O.D. x 12"	Toilet	Plastic Nut to Toilet	\$24.00
157-SS-	3/8" O.D. x 20"	Toilet	Plastic Nut to Toilet	\$26.00
159-MN-SS-	3/8" O.D. x 9"	Toilet	Metal Nut to Toilet	\$29.00
156-MN-SS-	3/8" O.D. x 12"	Toilet	Metal Nut to Toilet	\$29.00
152-MN-SS-	3/8" O.D. x 16"	Toilet	Metal Nut to Toilet	\$30.00
157-MN-SS-	3/8" O.D. x 20"	Toilet	Metal Nut to Toilet	\$30.00

FOR TOILET OR FAUCET SUPPLY KITS WITH JACLOFLEX™, CONTACT CUSTOMER SERVICE



### Available Colors

BLND  
BLONDE



BRUN  
BRUNETTE



BLAK  
BLACK



GREY  
GREY



# FAUCET SUPPLY TUBES

## FLEXIBLE SMOOTH COPPER 3/8" O.D.



ITEM	SPECIFICS	CHROME	GROUP A	GROUP B	GROUP C
661-	3/8" O.D. x 12"	\$16.00	\$22.00	\$25.00	\$34.00
662-	3/8" O.D. x 20"	\$18.00	\$24.00	\$28.00	\$38.00
663-	3/8" O.D. x 30"	\$34.00	\$45.00	\$54.00	\$64.00
664-	3/8" O.D. x 36"	\$42.00	\$56.00	\$66.00	\$79.00

- Use with 3/8" O.D. supply valves

## FLEXIBLE SMOOTH COPPER 1/2" O.D.



ITEM	SPECIFICS	CHROME	GROUP A	GROUP B	GROUP C
6612-	1/2" O.D. x 12"	\$26.00	\$33.00	\$45.00	\$53.00
6620-	1/2" O.D. x 20"	\$29.00	\$36.00	\$48.00	\$56.00

- Use with 1/2" O.D. supply valves

## STAINLESS STEEL FLEXIBLE BRAIDED 3/8" O.D. x 1/2" FEMALE IPS



ITEM	SPECIFICS	STAINLESS STEEL
130-SS	3/8" O.D. x 12"	\$9.00
132-SS	3/8" O.D. x 16"	\$10.00
136-SS	3/8" O.D. x 20"	\$12.00
137-SS	3/8" O.D. x 30"	\$16.00
138-SS	3/8" O.D. x 36"	\$22.00

- Use with 3/8" O.D. supply valves
- Brass nuts
- STAINLESS STEEL ONLY

## BASIN SUPPLY EXTENSION TUBE



ITEM	SPECIFICS	CHROME	GROUP A	GROUP B	GROUP C
668-	3/8" O.D. Compression x 20"	\$29.00	\$39.00	\$49.00	\$59.00

- Extension supply tubes for faucets with 3/8" O.D. copper supplies
- Nut and sleeve compresses onto existing 3/8" O.D. faucet tubing

## 3/8" O.D. CORRUGATED FAUCET



ITEM	SPECIFICS	CHROME	GROUP A	GROUP B	GROUP C
4412-	3/8" O.D. x 12"	\$19.00	\$27.00	\$39.00	\$45.00
4420-	3/8" O.D. x 20"	\$23.00	\$32.00	\$42.00	\$52.00

- Use with 3/8" O.D supply valves
- Corrugated design allows for easy bending for installation
- Rubber cone nose washer connector

# TOILET SUPPLY TUBES

## FLEXIBLE SMOOTH COPPER 3/8" O.D.



ITEM	SPECIFICS	CHROME	GROUP A	GROUP B	GROUP C
771-	3/8" O.D. x 12"	\$18.00	\$24.00	\$28.00	\$38.00
772-	3/8" O.D. x 20"	\$22.00	\$29.00	\$35.00	\$45.00

- Use with 3/8" O.D. supply valves

## FLEXIBLE SMOOTH COPPER 1/2" O.D.



ITEM	SPECIFICS	CHROME	GROUP A	GROUP B	GROUP C
7712-	1/2" O.D. x 12"	\$26.00	\$33.00	\$45.00	\$53.00
7720-	1/2" O.D. x 20"	\$29.00	\$36.00	\$48.00	\$56.00

- Use with 1/2" O.D. supply valves


## STAINLESS STEEL FLEXIBLE BRAIDED 3/8" O.D. x 7/8" I.D.



ITEM	SPECIFICS	STAINLESS STEEL
158-SS	3/8" O.D. x 6"	\$8.00
159-SS	3/8" O.D. x 9"	\$9.00
156-SS	3/8" O.D. x 12"	\$10.00
157-SS	3/8" O.D. x 20"	\$12.00

- Use with 3/8" O.D. supply valves
- Brass nut to valve
- Plastic nut to toilet
- STAINLESS STEEL ONLY

## STAINLESS STEEL FLEXIBLE BRAIDED 3/8" O.D. x 7/8" I.D.



ITEM	SPECIFICS	STAINLESS STEEL
159-MN-SS	3/8" O.D. x 9"	\$29.00
156-MN-SS	3/8" O.D. x 12"	\$29.00
152-MN-SS	3/8" O.D. x 16"	\$30.00
157-MN-SS	3/8" O.D. x 20"	\$30.00

- STAINLESS STEEL ONLY
- Metal nut to toilet

## STAINLESS STEEL FLEXIBLE BRAIDED 1/2" O.D. x 7/8" I.D.



ITEM	SPECIFICS	STAINLESS STEEL
160-SS-	1/2" O.D. x 9"	\$9.00
168-SS-	1/2" O.D. x 12"	\$10.00
169-SS-	1/2" O.D. x 20"	\$14.00

- Use with 1/2" O.D. supply valves
- Brass nut to valve
- Plastic nut to toilet
- STAINLESS STEEL ONLY

## 3/8" O.D. CORRUGATED TOILET



ITEM	SPECIFICS	CHROME	GROUP A	GROUP B	GROUP C
5512-	3/8" O.D. x 12"	\$19.00	\$27.00	\$39.00	\$45.00
5520-	3/8" O.D. x 20"	\$23.00	\$32.00	\$42.00	\$52.00

- Use with 3/8" O.D. supply valves
- Corrugated design allows for easy bending for installation
- Rubber cone nose washer connector

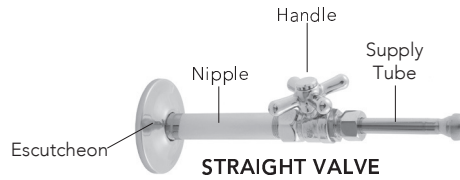
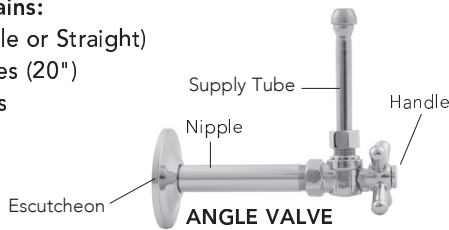
# FAUCET SUPPLY KITS—QUARTER TURN VALVE



## 3/8" IPS X 3/8" O.D. COMPRESSION VALVE KITS

### Each Kit Contains:

- (2) Valves (Angle or Straight)
- (2) Supply Tubes (20")
- (2) Escutcheons
- (2) 4" Nipples



### HOW TO ORDER:

- Choose:
- Valve style
  - Handle style

### HANDLE STYLE OPTIONS: (ANGLE PATTERN SHOWN)



STANDARD CROSS



CONTEMPO LEVER

-2



CONTEMPO CROSS

-4



SQUARE LEVER

-6



SQUARE

-7



OVAL

-8

### PRICE MATRIX

ITEM	INLET SIZE	VALVE STYLE	HANDLE STYLE	SUPPLY TUBE LENGTH	ESCUTCHEON	CHROME	GROUP A	GROUP B	GROUP C
615-62-	3/8" IPS	Angle	Standard Cross	20"	2 1/2" Sure Grip	\$244.00	\$332.00	\$408.00	\$514.00
615-2-62-	3/8" IPS	Angle	Contempo Lever	20"	2 1/2" Sure Grip	\$268.00	\$362.00	\$444.00	\$570.00
615-4-62-	3/8" IPS	Angle	Contempo Cross	20"	2 1/2" Sure Grip	\$268.00	\$362.00	\$444.00	\$570.00
615-6-62-	3/8" IPS	Angle	Square Lever	20"	2 1/2" Sure Grip	\$268.00	\$362.00	\$444.00	\$570.00
615-7-62-	3/8" IPS	Angle	Square	20"	2 1/2" Sure Grip	\$268.00	\$362.00	\$444.00	\$570.00
615-8-62-	3/8" IPS	Angle	Oval	20"	2 1/2" Sure Grip	\$244.00	\$332.00	\$408.00	\$514.00
618-62-	3/8" IPS	Straight	Standard Cross	20"	2 1/2" Sure Grip	\$244.00	\$332.00	\$408.00	\$514.00
618-2-62-	3/8" IPS	Straight	Contempo Lever	20"	2 1/2" Sure Grip	\$268.00	\$362.00	\$444.00	\$570.00
618-4-62-	3/8" IPS	Straight	Contempo Cross	20"	2 1/2" Sure Grip	\$268.00	\$362.00	\$444.00	\$570.00
618-6-62-	3/8" IPS	Straight	Square Lever	20"	2 1/2" Sure Grip	\$268.00	\$362.00	\$444.00	\$570.00
618-7-62-	3/8" IPS	Straight	Square	20"	2 1/2" Sure Grip	\$268.00	\$362.00	\$444.00	\$570.00
618-8-62-	3/8" IPS	Straight	Oval	20"	2 1/2" Sure Grip	\$244.00	\$332.00	\$408.00	\$514.00

\*Lavatory Supply Kits with Trap Available. Contact JACLO Customer Service



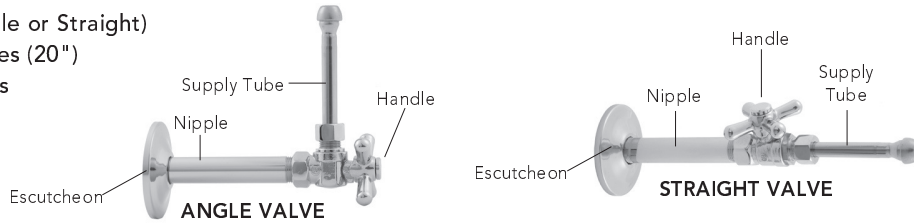
# FAUCET SUPPLY KITS—QUARTER TURN VALVE



## 1/2" IPS X 3/8" O.D. COMPRESSION VALVE KITS

### Each Kit Contains:

- (2) Valves (Angle or Straight)
- (2) Supply Tubes (20")
- (2) Escutcheons
- (2) 4" Nipples



**HOW TO ORDER:**  
Choose:  
- Valve style  
- Handle style

### HANDLE STYLE OPTIONS: (ANGLE PATTERN SHOWN)



STANDARD CROSS



CONTEMPO LEVER  
-2



CONTEMPO CROSS  
-4



SQUARE LEVER  
-6



SQUARE  
-7



OVAL  
-8

## PRICE MATRIX

ITEM	INLET SIZE	VALVE STYLE	HANDLE STYLE	SUPPLY TUBE LENGTH	ESCUTCHEON	CHROME	GROUP A	GROUP B	GROUP C
616-62-	1/2" IPS	Angle	Standard Cross	20"	2 1/2" Sure Grip	\$244.00	\$332.00	\$408.00	\$514.00
616-2-62-	1/2" IPS	Angle	Contempo Lever	20"	2 1/2" Sure Grip	\$268.00	\$362.00	\$444.00	\$570.00
616-4-62-	1/2" IPS	Angle	Contempo Cross	20"	2 1/2" Sure Grip	\$268.00	\$362.00	\$444.00	\$570.00
616-6-62-	1/2" IPS	Angle	Square Lever	20"	2 1/2" Sure Grip	\$268.00	\$362.00	\$444.00	\$570.00
616-7-62-	1/2" IPS	Angle	Square	20"	2 1/2" Sure Grip	\$268.00	\$362.00	\$444.00	\$570.00
616-8-62-	1/2" IPS	Angle	Oval	20"	2 1/2" Sure Grip	\$244.00	\$332.00	\$408.00	\$514.00
619-62-	1/2" IPS	Straight	Standard Cross	20"	2 1/2" Sure Grip	\$244.00	\$332.00	\$408.00	\$514.00
619-2-62-	1/2" IPS	Straight	Contempo Lever	20"	2 1/2" Sure Grip	\$268.00	\$362.00	\$444.00	\$570.00
619-4-62-	1/2" IPS	Straight	Contempo Cross	20"	2 1/2" Sure Grip	\$268.00	\$362.00	\$444.00	\$570.00
619-6-62-	1/2" IPS	Straight	Square Lever	20"	2 1/2" Sure Grip	\$268.00	\$362.00	\$444.00	\$570.00
619-7-62-	1/2" IPS	Straight	Square	20"	2 1/2" Sure Grip	\$268.00	\$362.00	\$444.00	\$570.00
619-8-62-	1/2" IPS	Straight	Oval	20"	2 1/2" Sure Grip	\$244.00	\$332.00	\$408.00	\$514.00

\*Lavatory Supply Kits with Trap Available. Contact JACLO Customer Service



SUPPLY VALVES & TUBES

# FAUCET SUPPLY KITS—QUARTER TURN VALVE




## 1/2" COPPER (SWEAT) X 3/8" O.D. COMPRESSION FIT EXTENSION VALVE KITS

### Each Kit Contains:

- (2) Valves (Angle or Straight)
- (2) Supply Tubes (20")
- (2) Escutcheons

### HOW TO ORDER:

- Choose:
- Valve style
  - Handle style



ANGLE VALVE



STRAIGHT VALVE

### HANDLE STYLE OPTIONS: (ANGLE PATTERN SHOWN)



STANDARD CROSS



CONTEMPO LEVER

-2



CONTEMPO CROSS

-4



SQUARE LEVER

-6



SQUARE

-7



OVAL

-8

### PRICE MATRIX

ITEM	INLET SIZE	VALVE STYLE	HANDLE STYLE	SUPPLY TUBE LENGTH	ESCUTCHEON	CHROME	GROUP A	GROUP B	GROUP C
629-62-	1/2" Copper	Angle	Standard Cross	20"	2 3/8" Bell	\$216.00	\$284.00	\$326.00	\$380.00
629-2-62-	1/2" Copper	Angle	Contempo Lever	20"	2 3/8" Bell	\$240.00	\$314.00	\$362.00	\$436.00
629-4-62-	1/2" Copper	Angle	Contempo Cross	20"	2 3/8" Bell	\$240.00	\$314.00	\$362.00	\$436.00
629-6-62-	1/2" Copper	Angle	Square Lever	20"	2 3/8" Bell	\$240.00	\$314.00	\$362.00	\$436.00
629-7-62-	1/2" Copper	Angle	Square	20"	2 3/8" Bell	\$240.00	\$314.00	\$362.00	\$436.00
629-8-62-	1/2" Copper	Angle	Oval	20"	2 3/8" Bell	\$216.00	\$284.00	\$326.00	\$380.00
631-62-	1/2" Copper	Straight	Standard Cross	20"	2 3/8" Bell	\$216.00	\$284.00	\$326.00	\$380.00
631-2-62-	1/2" Copper	Straight	Contempo Lever	20"	2 3/8" Bell	\$240.00	\$314.00	\$362.00	\$436.00
631-4-62-	1/2" Copper	Straight	Contempo Cross	20"	2 3/8" Bell	\$240.00	\$314.00	\$362.00	\$436.00
631-6-62-	1/2" Copper	Straight	Square Lever	20"	2 3/8" Bell	\$240.00	\$314.00	\$362.00	\$436.00
631-7-62-	1/2" Copper	Straight	Square	20"	2 3/8" Bell	\$240.00	\$314.00	\$362.00	\$436.00
631-8-62-	1/2" Copper	Straight	Oval	20"	2 3/8" Bell	\$216.00	\$284.00	\$326.00	\$380.00

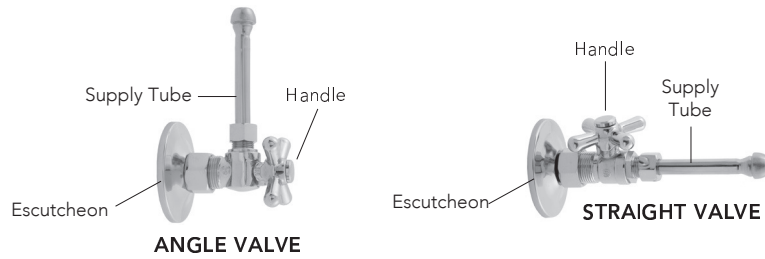
\*Lavatory Supply Kits with Trap Available. Contact JACLO Customer Service



# FAUCET SUPPLY KITS—QUARTER TURN VALVE


## 5/8" O.D. COMPRESSION (FITS 1/2" COPPER) X 3/8" O.D. COMPRESSION FIT VALVE KITS

**Each Kit Contains:**  
 (2) Valves (Angle or Straight)  
 (2) Supply Tubes (20")  
 (2) Escutcheons



**HOW TO ORDER:**  
 Choose:  
 - Valve style  
 - Handle style

### HANDLE STYLE OPTIONS: (ANGLE PATTERN SHOWN)



### PRICE MATRIX

ITEM	INLET SIZE	VALVE STYLE	HANDLE STYLE	SUPPLY TUBE LENGTH	ESCUTCHEON	CHROME	GROUP A	GROUP B	GROUP C
621-62-	5/8" Comp.	Angle	Standard Cross	20"	2 1/2" Sure Grip	\$188.00	\$262.00	\$324.00	\$404.00
621-2-62-	5/8" Comp.	Angle	Contempo Lever	20"	2 1/2" Sure Grip	\$212.00	\$292.00	\$360.00	\$460.00
621-4-62-	5/8" Comp.	Angle	Contempo Cross	20"	2 1/2" Sure Grip	\$212.00	\$292.00	\$360.00	\$460.00
621-6-62-	5/8" Comp.	Angle	Square Lever	20"	2 1/2" Sure Grip	\$212.00	\$292.00	\$360.00	\$460.00
621-7-62-	5/8" Comp.	Angle	Square	20"	2 1/2" Sure Grip	\$212.00	\$292.00	\$360.00	\$460.00
621-8-62-	5/8" Comp.	Angle	Oval	20"	2 1/2" Sure Grip	\$188.00	\$262.00	\$324.00	\$404.00
622-62-	5/8" Comp.	Straight	Standard Cross	20"	2 1/2" Sure Grip	\$188.00	\$262.00	\$324.00	\$404.00
622-2-62-	5/8" Comp.	Straight	Contempo Lever	20"	2 1/2" Sure Grip	\$212.00	\$292.00	\$360.00	\$460.00
622-4-62-	5/8" Comp.	Straight	Contempo Cross	20"	2 1/2" Sure Grip	\$212.00	\$292.00	\$360.00	\$460.00
622-6-62-	5/8" Comp.	Straight	Square Lever	20"	2 1/2" Sure Grip	\$212.00	\$292.00	\$360.00	\$460.00
622-7-62-	5/8" Comp.	Straight	Square	20"	2 1/2" Sure Grip	\$212.00	\$292.00	\$360.00	\$460.00
622-8-62-	5/8" Comp.	Straight	Oval	20"	2 1/2" Sure Grip	\$188.00	\$262.00	\$324.00	\$404.00

\*Lavatory Supply Kits with Trap Available. Contact JACLO Customer Service



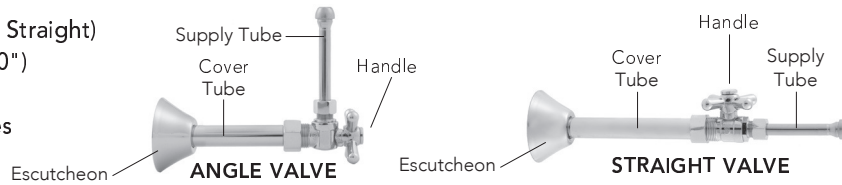
SUPPLY VALVES & TUBES

# FAUCET SUPPLY KITS—QUARTER TURN VALVE

## 5/8" O.D. COMPRESSION (FITS 1/2" COPPER) x 3/8" O.D. COMPRESSION FIT EXTENSION VALVE KITS

### Each Kit Contains:

- (2) Valves (Angle or Straight)
- (2) Supply Tubes (20")
- (2) Escutcheons
- (2) 5/4" Cover Tubes



### HOW TO ORDER:

- Choose:
- Valve style
  - Handle style

### HANDLE STYLE OPTIONS: (ANGLE PATTERN SHOWN)



STANDARD CROSS



CONTEMPO LEVER  
-2



CONTEMPO CROSS  
-4



SQUARE LEVER  
-6



SQUARE  
-7



OVAL  
-8

### PRICE MATRIX

ITEM	INLET SIZE	VALVE STYLE	HANDLE STYLE	SUPPLY TUBE LENGTH	ESCUTCHEON	CHROME	GROUP A	GROUP B	GROUP C
621-62CT-	5/8" Comp. w/ Cover Tube	Angle	Standard Cross	20"	2 3/8" Bell	\$232.00	\$322.00	\$402.00	\$510.00
621-2-62CT-	5/8" Comp. w/ Cover Tube	Angle	Contempo Lever	20"	2 3/8" Bell	\$256.00	\$352.00	\$438.00	\$566.00
621-4-62CT-	5/8" Comp. w/ Cover Tube	Angle	Contempo Cross	20"	2 3/8" Bell	\$256.00	\$352.00	\$438.00	\$566.00
621-6-62CT-	5/8" Comp. w/ Cover Tube	Angle	Square Lever	20"	2 3/8" Bell	\$256.00	\$352.00	\$438.00	\$566.00
621-7-62CT-	5/8" Comp. w/ Cover Tube	Angle	Square	20"	2 3/8" Bell	\$256.00	\$352.00	\$438.00	\$566.00
621-8-62CT-	5/8" Comp. w/ Cover Tube	Angle	Oval	20"	2 3/8" Bell	\$232.00	\$322.00	\$402.00	\$510.00
622-62CT-	5/8" Comp. w/ Cover Tube	Straight	Standard Cross	20"	2 3/8" Bell	\$232.00	\$322.00	\$402.00	\$510.00
622-2-62CT-	5/8" Comp. w/ Cover Tube	Straight	Contempo Lever	20"	2 3/8" Bell	\$256.00	\$352.00	\$438.00	\$566.00
622-4-62CT-	5/8" Comp. w/ Cover Tube	Straight	Contempo Cross	20"	2 3/8" Bell	\$256.00	\$352.00	\$438.00	\$566.00
622-6-62CT-	5/8" Comp. w/ Cover Tube	Straight	Square Lever	20"	2 3/8" Bell	\$256.00	\$352.00	\$438.00	\$566.00
622-7-62CT-	5/8" Comp. w/ Cover Tube	Straight	Square	20"	2 3/8" Bell	\$256.00	\$352.00	\$438.00	\$566.00
622-8-62CT-	5/8" Comp. w/ Cover Tube	Straight	Oval	20"	2 3/8" Bell	\$232.00	\$322.00	\$402.00	\$510.00

\*Lavatory Supply Kits with Trap Available. Contact JACLO Customer Service






# TOILET SUPPLY KITS—QUARTER TURN VALVE

## 3/8" IPS x 3/8" O.D. COMPRESSION FIT VALVE KITS

### Each Kit Contains:

- (1) Valve (Angle or Straight)
- (1) Supply Tube (12" or 20")
- (1) Escutcheon
- (1) 4" Nipple



**HOW TO ORDER:**  
 Choose:  
 - Valve style  
 - Handle style  
 - Supply Tube length

### HANDLE STYLE OPTIONS: (ANGLE PATTERN SHOWN)



STANDARD CROSS



CONTEMPO LEVER  
-2



CONTEMPO CROSS  
-4



SQUARE LEVER  
-6



SQUARE  
-7



OVAL  
-8

### PRICE MATRIX

ITEM	INLET SIZE	VALVE STYLE	HANDLE STYLE	SUPPLY TUBE LENGTH	ESCUTCHEON	CHROME	GROUP A	GROUP B	GROUP C
615-71-	3/8" IPS	Angle	Standard Cross	12"	2 1/2" Sure Grip	\$122.00	\$166.00	\$204.00	\$257.00
615-72-	3/8" IPS	Angle	Standard Cross	20"	2 1/2" Sure Grip	\$126.00	\$171.00	\$211.00	\$264.00
615-2-71-	3/8" IPS	Angle	Contempo Lever	12"	2 1/2" Sure Grip	\$134.00	\$181.00	\$222.00	\$285.00
615-2-72-	3/8" IPS	Angle	Contempo Lever	20"	2 1/2" Sure Grip	\$138.00	\$186.00	\$229.00	\$292.00
615-4-71-	3/8" IPS	Angle	Contempo Cross	12"	2 1/2" Sure Grip	\$134.00	\$181.00	\$222.00	\$285.00
615-4-72-	3/8" IPS	Angle	Contempo Cross	20"	2 1/2" Sure Grip	\$138.00	\$186.00	\$229.00	\$292.00
615-6-71-	3/8" IPS	Angle	Square Lever	12"	2 1/2" Sure Grip	\$134.00	\$181.00	\$222.00	\$285.00
615-6-72-	3/8" IPS	Angle	Square Lever	20"	2 1/2" Sure Grip	\$138.00	\$186.00	\$229.00	\$292.00
615-7-71-	3/8" IPS	Angle	Square	12"	2 1/2" Sure Grip	\$134.00	\$181.00	\$222.00	\$285.00
615-7-72-	3/8" IPS	Angle	Square	20"	2 1/2" Sure Grip	\$138.00	\$186.00	\$229.00	\$292.00
615-8-71-	3/8" IPS	Angle	Oval	12"	2 1/2" Sure Grip	\$122.00	\$166.00	\$204.00	\$257.00
615-8-72-	3/8" IPS	Angle	Oval	20"	2 1/2" Sure Grip	\$126.00	\$171.00	\$211.00	\$264.00
618-71-	3/8" IPS	Straight	Standard Cross	12"	2 1/2" Sure Grip	\$122.00	\$166.00	\$204.00	\$257.00
618-72-	3/8" IPS	Straight	Standard Cross	20"	2 1/2" Sure Grip	\$126.00	\$171.00	\$211.00	\$264.00
618-2-71-	3/8" IPS	Straight	Contempo Lever	12"	2 1/2" Sure Grip	\$134.00	\$181.00	\$222.00	\$285.00
618-2-72-	3/8" IPS	Straight	Contempo Lever	20"	2 1/2" Sure Grip	\$138.00	\$186.00	\$229.00	\$292.00
618-4-71-	3/8" IPS	Straight	Contempo Cross	12"	2 1/2" Sure Grip	\$134.00	\$181.00	\$222.00	\$285.00
618-4-72-	3/8" IPS	Straight	Contempo Cross	20"	2 1/2" Sure Grip	\$138.00	\$186.00	\$229.00	\$292.00
618-6-71-	3/8" IPS	Straight	Square Lever	12"	2 1/2" Sure Grip	\$134.00	\$181.00	\$222.00	\$285.00
618-6-72-	3/8" IPS	Straight	Square Lever	20"	2 1/2" Sure Grip	\$138.00	\$186.00	\$229.00	\$292.00
618-7-71-	3/8" IPS	Straight	Square	12"	2 1/2" Sure Grip	\$134.00	\$181.00	\$222.00	\$285.00
618-7-72-	3/8" IPS	Straight	Square	20"	2 1/2" Sure Grip	\$138.00	\$186.00	\$229.00	\$292.00
618-8-71-	3/8" IPS	Straight	Oval	12"	2 1/2" Sure Grip	\$122.00	\$166.00	\$204.00	\$257.00
618-8-72-	3/8" IPS	Straight	Oval	20"	2 1/2" Sure Grip	\$126.00	\$171.00	\$211.00	\$264.00

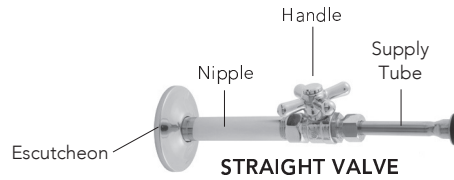
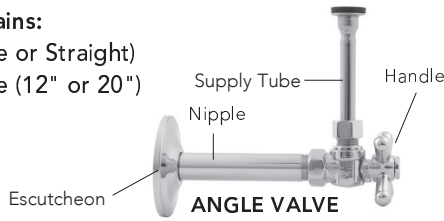
# TOILET SUPPLY KITS—QUARTER TURN VALVE



## 1/2" IPS x 3/8" O.D. COMPRESSION FIT VALVE KITS

### Each Kit Contains:

- (1) Valve (Angle or Straight)
- (1) Supply Tube (12" or 20")
- (1) Escutcheon
- (1) 4" Nipple



**HOW TO ORDER:**  
Choose:  
- Valve style  
- Handle style  
- Supply Tube length

### HANDLE STYLE OPTIONS: (ANGLE PATTERN SHOWN)



STANDARD CROSS



CONTEMPO LEVER  
-2



CONTEMPO CROSS  
-4



SQUARE LEVER  
-6



SQUARE  
-7



OVAL  
-8

### PRICE MATRIX

ITEM	INLET SIZE	VALVE STYLE	HANDLE STYLE	SUPPLY TUBE LENGTH	ESCUTCHEON	CHROME	GROUP A	GROUP B	GROUP C
616-71-	1/2" IPS	Angle	Standard Cross	12"	2 1/2" Sure Grip	\$122.00	\$166.00	\$204.00	\$257.00
616-72-	1/2" IPS	Angle	Standard Cross	20"	2 1/2" Sure Grip	\$126.00	\$171.00	\$211.00	\$264.00
616-2-71-	1/2" IPS	Angle	Contempo Lever	12"	2 1/2" Sure Grip	\$134.00	\$181.00	\$222.00	\$285.00
616-2-72-	1/2" IPS	Angle	Contempo Lever	20"	2 1/2" Sure Grip	\$138.00	\$186.00	\$229.00	\$292.00
616-4-71-	1/2" IPS	Angle	Contempo Cross	12"	2 1/2" Sure Grip	\$134.00	\$181.00	\$222.00	\$285.00
616-4-72-	1/2" IPS	Angle	Contempo Cross	20"	2 1/2" Sure Grip	\$138.00	\$186.00	\$229.00	\$292.00
616-6-71-	1/2" IPS	Angle	Square Lever	12"	2 1/2" Sure Grip	\$134.00	\$181.00	\$222.00	\$285.00
616-6-72-	1/2" IPS	Angle	Square Lever	20"	2 1/2" Sure Grip	\$138.00	\$186.00	\$229.00	\$292.00
616-7-71-	1/2" IPS	Angle	Square	12"	2 1/2" Sure Grip	\$134.00	\$181.00	\$222.00	\$285.00
616-7-72-	1/2" IPS	Angle	Square	20"	2 1/2" Sure Grip	\$138.00	\$186.00	\$229.00	\$292.00
616-8-71-	1/2" IPS	Angle	Oval	12"	2 1/2" Sure Grip	\$122.00	\$166.00	\$204.00	\$257.00
616-8-72-	1/2" IPS	Angle	Oval	20"	2 1/2" Sure Grip	\$126.00	\$171.00	\$211.00	\$264.00
619-71-	1/2" IPS	Straight	Standard Cross	12"	2 1/2" Sure Grip	\$122.00	\$166.00	\$204.00	\$257.00
619-72-	1/2" IPS	Straight	Standard Cross	20"	2 1/2" Sure Grip	\$126.00	\$171.00	\$211.00	\$264.00
619-2-71-	1/2" IPS	Straight	Contempo Lever	12"	2 1/2" Sure Grip	\$134.00	\$181.00	\$222.00	\$285.00
619-2-72-	1/2" IPS	Straight	Contempo Lever	20"	2 1/2" Sure Grip	\$138.00	\$186.00	\$229.00	\$292.00
619-4-71-	1/2" IPS	Straight	Contempo Cross	12"	2 1/2" Sure Grip	\$134.00	\$181.00	\$222.00	\$285.00
619-4-72-	1/2" IPS	Straight	Contempo Cross	20"	2 1/2" Sure Grip	\$138.00	\$186.00	\$229.00	\$292.00
619-6-71-	1/2" IPS	Straight	Square Lever	12"	2 1/2" Sure Grip	\$134.00	\$181.00	\$222.00	\$285.00
619-6-72-	1/2" IPS	Straight	Square Lever	20"	2 1/2" Sure Grip	\$138.00	\$186.00	\$229.00	\$292.00
619-7-71-	1/2" IPS	Straight	Square	12"	2 1/2" Sure Grip	\$134.00	\$181.00	\$222.00	\$285.00
619-7-72-	1/2" IPS	Straight	Square	20"	2 1/2" Sure Grip	\$138.00	\$186.00	\$229.00	\$292.00
619-8-71-	1/2" IPS	Straight	Oval	12"	2 1/2" Sure Grip	\$122.00	\$166.00	\$204.00	\$257.00
619-8-72-	1/2" IPS	Straight	Oval	20"	2 1/2" Sure Grip	\$126.00	\$171.00	\$211.00	\$264.00


SUPPLY VALVES & TUBES

# TOILET SUPPLY KITS—QUARTER TURN VALVE

## 1/2" COPPER (SWEAT) x 3/8" O.D. COMPRESSION FIT EXTENSION VALVE KITS

### Each Kit Contains:

- (1) Valve (Angle or Straight)
- (1) Supply Tube (12" or 20")
- (1) Escutcheon



**HOW TO ORDER:**  
Choose:  
- Valve style  
- Handle style  
- Supply Tube length

### HANDLE STYLE OPTIONS: (ANGLE PATTERN SHOWN)



STANDARD CROSS



CONTEMPO LEVER  
-2



CONTEMPO CROSS  
-4



SQUARE LEVER  
-6



SQUARE  
-7



OVAL  
-8

### PRICE MATRIX

ITEM	INLET SIZE	VALVE STYLE	HANDLE STYLE	SUPPLY TUBE LENGTH	ESCUTCHEON	CHROME	GROUP A	GROUP B	GROUP C
629-71-	1/2" Copper	Angle	Standard Cross	12"	2 3/8" Bell	\$108.00	\$142.00	\$163.00	\$190.00
629-72-	1/2" Copper	Angle	Standard Cross	20"	2 3/8" Bell	\$112.00	\$147.00	\$170.00	\$197.00
629-2-71-	1/2" Copper	Angle	Contempo Lever	12"	2 3/8" Bell	\$120.00	\$157.00	\$181.00	\$218.00
629-2-72-	1/2" Copper	Angle	Contempo Lever	20"	2 3/8" Bell	\$124.00	\$162.00	\$188.00	\$225.00
629-4-71-	1/2" Copper	Angle	Contempo Cross	12"	2 3/8" Bell	\$120.00	\$157.00	\$181.00	\$218.00
629-4-72-	1/2" Copper	Angle	Contempo Cross	20"	2 3/8" Bell	\$124.00	\$162.00	\$188.00	\$225.00
629-6-71-	1/2" Copper	Angle	Square Lever	12"	2 3/8" Bell	\$120.00	\$157.00	\$181.00	\$218.00
629-6-72-	1/2" Copper	Angle	Square Lever	20"	2 3/8" Bell	\$124.00	\$162.00	\$188.00	\$225.00
629-7-71-	1/2" Copper	Angle	Square	12"	2 3/8" Bell	\$120.00	\$157.00	\$181.00	\$218.00
629-7-72-	1/2" Copper	Angle	Square	20"	2 3/8" Bell	\$124.00	\$162.00	\$188.00	\$225.00
629-8-71-	1/2" Copper	Angle	Oval	12"	2 3/8" Bell	\$108.00	\$142.00	\$163.00	\$190.00
629-8-72-	1/2" Copper	Angle	Oval	20"	2 3/8" Bell	\$112.00	\$147.00	\$170.00	\$197.00
631-71-	1/2" Copper	Straight	Standard Cross	12"	2 3/8" Bell	\$108.00	\$142.00	\$163.00	\$190.00
631-72-	1/2" Copper	Straight	Standard Cross	20"	2 3/8" Bell	\$112.00	\$147.00	\$170.00	\$197.00
631-2-71-	1/2" Copper	Straight	Contempo Lever	12"	2 3/8" Bell	\$120.00	\$157.00	\$181.00	\$218.00
631-2-72-	1/2" Copper	Straight	Contempo Lever	20"	2 3/8" Bell	\$124.00	\$162.00	\$188.00	\$225.00
631-4-71-	1/2" Copper	Straight	Contempo Cross	12"	2 3/8" Bell	\$120.00	\$157.00	\$181.00	\$218.00
631-4-72-	1/2" Copper	Straight	Contempo Cross	20"	2 3/8" Bell	\$124.00	\$162.00	\$188.00	\$225.00
631-6-71-	1/2" Copper	Straight	Square Lever	12"	2 3/8" Bell	\$120.00	\$157.00	\$181.00	\$218.00
631-6-72-	1/2" Copper	Straight	Square Lever	20"	2 3/8" Bell	\$124.00	\$162.00	\$188.00	\$225.00
631-7-71-	1/2" Copper	Straight	Square	12"	2 3/8" Bell	\$120.00	\$157.00	\$181.00	\$218.00
631-7-72-	1/2" Copper	Straight	Square	20"	2 3/8" Bell	\$124.00	\$162.00	\$188.00	\$225.00
631-8-71-	1/2" Copper	Straight	Oval	12"	2 3/8" Bell	\$108.00	\$142.00	\$163.00	\$190.00
631-8-72-	1/2" Copper	Straight	Oval	20"	2 3/8" Bell	\$112.00	\$147.00	\$170.00	\$197.00

SUPPLY VALVES & TUBES

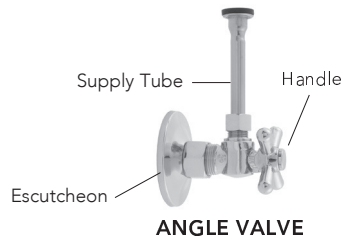
# TOILET SUPPLY KITS—QUARTER TURN VALVE



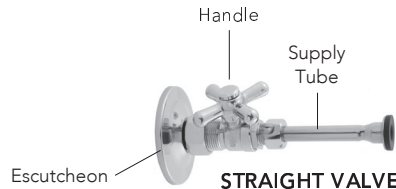
## 5/8" O.D. COMPRESSION (FITS 1/2" COPPER) x 3/8" O.D. COMPRESSION FIT VALVE KITS

### Each Kit Contains:

- (1) Valve (Angle or Straight)
- (1) Supply Tube (12" or 20")
- (1) Escutcheon



**ANGLE VALVE**



**STRAIGHT VALVE**

### HOW TO ORDER:

- Choose:
- Valve style
  - Handle style
  - Supply Tube length

### HANDLE STYLE OPTIONS: (ANGLE PATTERN SHOWN)



**STANDARD CROSS**



**CONTEMPO LEVER**  
-2



**CONTEMPO CROSS**  
-4



**SQUARE LEVER**  
-6



**SQUARE**  
-7



**OVAL**  
-8

### PRICE MATRIX

ITEM	INLET SIZE	VALVE STYLE	HANDLE STYLE	SUPPLY TUBE LENGTH	ESCUTCHEON	CHROME	GROUP A	GROUP B	GROUP C
621-71-	5/8" Comp.	Angle	Standard Cross	12"	2 1/2" Sure Grip	\$94.00	\$131.00	\$162.00	\$202.00
621-72-	5/8" Comp.	Angle	Standard Cross	20"	2 1/2" Sure Grip	\$98.00	\$136.00	\$169.00	\$209.00
621-2-71-	5/8" Comp.	Angle	Contempo Lever	12"	2 1/2" Sure Grip	\$106.00	\$146.00	\$180.00	\$230.00
621-2-72-	5/8" Comp.	Angle	Contempo Lever	20"	2 1/2" Sure Grip	\$110.00	\$151.00	\$187.00	\$237.00
621-4-71-	5/8" Comp.	Angle	Contempo Cross	12"	2 1/2" Sure Grip	\$106.00	\$146.00	\$180.00	\$230.00
621-4-72-	5/8" Comp.	Angle	Contempo Cross	20"	2 1/2" Sure Grip	\$110.00	\$151.00	\$187.00	\$237.00
621-6-71-	5/8" Comp.	Angle	Square Lever	12"	2 1/2" Sure Grip	\$106.00	\$146.00	\$180.00	\$230.00
621-6-72-	5/8" Comp.	Angle	Square Lever	20"	2 1/2" Sure Grip	\$110.00	\$151.00	\$187.00	\$237.00
621-7-71-	5/8" Comp.	Angle	Square	12"	2 1/2" Sure Grip	\$106.00	\$146.00	\$180.00	\$230.00
621-7-72-	5/8" Comp.	Angle	Square	20"	2 1/2" Sure Grip	\$110.00	\$151.00	\$187.00	\$237.00
621-8-71-	5/8" Comp.	Angle	Oval	12"	2 1/2" Sure Grip	\$94.00	\$131.00	\$162.00	\$202.00
621-8-72-	5/8" Comp.	Angle	Oval	20"	2 1/2" Sure Grip	\$98.00	\$136.00	\$169.00	\$209.00
622-71-	5/8" Comp.	Straight	Standard Cross	12"	2 1/2" Sure Grip	\$94.00	\$131.00	\$162.00	\$202.00
622-72-	5/8" Comp.	Straight	Standard Cross	20"	2 1/2" Sure Grip	\$98.00	\$136.00	\$169.00	\$209.00
622-2-71-	5/8" Comp.	Straight	Contempo Lever	12"	2 1/2" Sure Grip	\$106.00	\$146.00	\$180.00	\$230.00
622-2-72-	5/8" Comp.	Straight	Contempo Lever	20"	2 1/2" Sure Grip	\$110.00	\$151.00	\$187.00	\$237.00
622-4-71-	5/8" Comp.	Straight	Contempo Cross	12"	2 1/2" Sure Grip	\$106.00	\$146.00	\$180.00	\$230.00
622-4-72-	5/8" Comp.	Straight	Contempo Cross	20"	2 1/2" Sure Grip	\$110.00	\$151.00	\$187.00	\$237.00
622-6-71-	5/8" Comp.	Straight	Square Lever	12"	2 1/2" Sure Grip	\$106.00	\$146.00	\$180.00	\$230.00
622-6-72-	5/8" Comp.	Straight	Square Lever	20"	2 1/2" Sure Grip	\$110.00	\$151.00	\$187.00	\$237.00
622-7-71-	5/8" Comp.	Straight	Square	12"	2 1/2" Sure Grip	\$106.00	\$146.00	\$180.00	\$230.00
622-7-72-	5/8" Comp.	Straight	Square	20"	2 1/2" Sure Grip	\$110.00	\$151.00	\$187.00	\$237.00
622-8-71-	5/8" Comp.	Straight	Oval	12"	2 1/2" Sure Grip	\$94.00	\$131.00	\$162.00	\$202.00
622-8-72-	5/8" Comp.	Straight	Oval	20"	2 1/2" Sure Grip	\$98.00	\$136.00	\$169.00	\$209.00

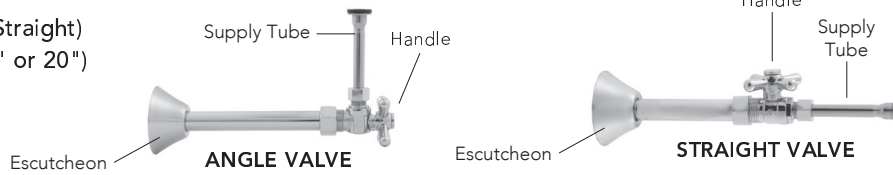
SUPPLY VALVES & TUBES

# TOILET SUPPLY KITS—QUARTER TURN VALVE

## 5/8" O.D. COMPRESSION (FITS 1/2" COPPER) x 3/8" O.D. COMPRESSION FIT EXTENSION VALVE KITS

### Each Kit Contains:

- (1) Valve (Angle or Straight)
- (1) Supply Tube (12" or 20")
- (1) Escutcheon
- (1) 5/4" Cover Tube



**HOW TO ORDER:**  
Choose:  
- Valve style  
- Handle style  
- Supply Tube length

### HANDLE STYLE OPTIONS: (ANGLE PATTERN SHOWN)



STANDARD CROSS



CONTEMPO LEVER  
-2



CONTEMPO CROSS  
-4



SQUARE LEVER  
-6



SQUARE  
-7



OVAL  
-8

### PRICE MATRIX

ITEM	INLET SIZE	VALVE STYLE	HANDLE STYLE	SUPPLY TUBE LENGTH	ESCUTCHEON	CHROME	GROUP A	GROUP B	GROUP C
621-71CT-	5/8" Comp. w/ Cover Tube	Angle	Standard Cross	12"	2 3/8" Bell	\$116.00	\$161.00	\$201.00	\$255.00
621-72CT-	5/8" Comp. w/ Cover Tube	Angle	Standard Cross	20"	2 3/8" Bell	\$120.00	\$166.00	\$208.00	\$262.00
621-2-71CT-	5/8" Comp. w/ Cover Tube	Angle	Contempo Lever	12"	2 3/8" Bell	\$128.00	\$176.00	\$219.00	\$283.00
621-2-72CT-	5/8" Comp. w/ Cover Tube	Angle	Contempo Lever	20"	2 3/8" Bell	\$132.00	\$181.00	\$226.00	\$290.00
621-4-71CT-	5/8" Comp. w/ Cover Tube	Angle	Contempo Cross	12"	2 3/8" Bell	\$128.00	\$176.00	\$219.00	\$283.00
621-4-72CT-	5/8" Comp. w/ Cover Tube	Angle	Contempo Cross	20"	2 3/8" Bell	\$132.00	\$181.00	\$226.00	\$290.00
621-6-71CT-	5/8" Comp. w/ Cover Tube	Angle	Square Lever	12"	2 3/8" Bell	\$128.00	\$176.00	\$219.00	\$283.00
621-6-72CT-	5/8" Comp. w/ Cover Tube	Angle	Square Lever	20"	2 3/8" Bell	\$132.00	\$181.00	\$226.00	\$290.00
621-7-71CT-	5/8" Comp. w/ Cover Tube	Angle	Square	12"	2 3/8" Bell	\$128.00	\$176.00	\$219.00	\$283.00
621-7-72CT-	5/8" Comp. w/ Cover Tube	Angle	Square	20"	2 3/8" Bell	\$132.00	\$181.00	\$226.00	\$290.00
621-8-71CT-	5/8" Comp. w/ Cover Tube	Angle	Oval	12"	2 3/8" Bell	\$116.00	\$161.00	\$201.00	\$255.00
621-8-72CT-	5/8" Comp. w/ Cover Tube	Angle	Oval	20"	2 3/8" Bell	\$120.00	\$166.00	\$208.00	\$262.00
622-71CT-	5/8" Comp. w/ Cover Tube	Straight	Standard Cross	12"	2 3/8" Bell	\$116.00	\$161.00	\$201.00	\$255.00
622-72CT-	5/8" Comp. w/ Cover Tube	Straight	Standard Cross	20"	2 3/8" Bell	\$120.00	\$166.00	\$208.00	\$262.00
622-2-71CT-	5/8" Comp. w/ Cover Tube	Straight	Contempo Lever	12"	2 3/8" Bell	\$128.00	\$176.00	\$219.00	\$283.00
622-2-72CT-	5/8" Comp. w/ Cover Tube	Straight	Contempo Lever	20"	2 3/8" Bell	\$132.00	\$181.00	\$226.00	\$290.00
622-4-71CT-	5/8" Comp. w/ Cover Tube	Straight	Contempo Cross	12"	2 3/8" Bell	\$128.00	\$176.00	\$219.00	\$283.00
622-4-72CT-	5/8" Comp. w/ Cover Tube	Straight	Contempo Cross	20"	2 3/8" Bell	\$132.00	\$181.00	\$226.00	\$290.00
622-6-71CT-	5/8" Comp. w/ Cover Tube	Straight	Square Lever	12"	2 3/8" Bell	\$128.00	\$176.00	\$219.00	\$283.00
622-6-72CT-	5/8" Comp. w/ Cover Tube	Straight	Square Lever	20"	2 3/8" Bell	\$132.00	\$181.00	\$226.00	\$290.00
622-7-71CT-	5/8" Comp. w/ Cover Tube	Straight	Square	12"	2 3/8" Bell	\$128.00	\$176.00	\$219.00	\$283.00
622-7-72CT-	5/8" Comp. w/ Cover Tube	Straight	Square	20"	2 3/8" Bell	\$132.00	\$181.00	\$226.00	\$290.00
622-8-71CT-	5/8" Comp. w/ Cover Tube	Straight	Oval	12"	2 3/8" Bell	\$116.00	\$161.00	\$201.00	\$255.00
622-8-72CT-	5/8" Comp. w/ Cover Tube	Straight	Oval	20"	2 3/8" Bell	\$120.00	\$166.00	\$208.00	\$262.00

SUPPLY VALVES & TUBES


# FAUCET SUPPLY KITS—QUARTER TURN CERAMIC DISC CARTRIDGE



## 1/2" COPPER (SWEAT) X 3/8" O.D. COMPRESSION FIT EXTENSION VALVE KITS

**Each Kit Contains:**

- (2) Valves (Angle or Straight)
- (2) Supply Tubes (20")
- (2) Escutcheons



**HOW TO ORDER:**

Choose:

- Valve style
- Handle style

**HANDLE STYLE OPTIONS: (ANGLE PATTERN SHOWN)**



**STANDARD CROSS**  
-X

**CONTEMPO LEVER**  
-L

### PRICE MATRIX

ITEM	INLET SIZE	VALVE STYLE	HANDLE STYLE	SUPPLY TUBE LENGTH	ESCUTCHEON	CHROME	GROUP A	GROUP B	GROUP C
316-X-62-	1/2" Copper	Angle	Standard Cross	20"	2 3/8" Bell	\$256.00	\$334.00	\$410.00	\$458.00
316-L-62-	1/2" Copper	Angle	Contempo Lever	20"	2 3/8" Bell	\$256.00	\$334.00	\$410.00	\$458.00
317-X-62-	1/2" Copper	Straight	Standard Cross	20"	2 3/8" Bell	\$256.00	\$334.00	\$410.00	\$458.00
317-L-62-	1/2" Copper	Straight	Contempo Lever	20"	2 3/8" Bell	\$256.00	\$334.00	\$410.00	\$458.00

SUPPLY VALVES & TUBES

# TOILET SUPPLY KITS—QUARTER TURN CERAMIC DISC CARTRIDGE



## 1/2" COPPER (SWEAT) x 3/8" O.D. COMPRESSION FIT EXTENSION VALVE KITS

### Each Kit Contains:

- (1) Valve (Angle or Straight)
- (1) Supply Tube (12" or 20")
- (1) Escutcheon



**HOW TO ORDER:**  
 Choose:  
 - Valve style  
 - Handle style  
 - Supply Tube length

### HANDLE STYLE OPTIONS: (ANGLE PATTERN SHOWN)



STANDARD CROSS  
-X

CONTEMPO LEVER  
-L

### PRICE MATRIX

ITEM	INLET SIZE	VALVE STYLE	HANDLE STYLE	SUPPLY TUBE LENGTH	ESCUTCHEON	CHROME	GROUP A	GROUP B	GROUP C
316-X-71-	1/2" Copper	Angle	Standard Cross	12"	2 3/8" Bell	\$130.00	\$169.00	\$208.00	\$233.00
316-X-72-	1/2" Copper	Angle	Standard Cross	20"	2 3/8" Bell	\$134.00	\$174.00	\$215.00	\$240.00
316-L-71-	1/2" Copper	Angle	Contempo Lever	12"	2 3/8" Bell	\$130.00	\$169.00	\$208.00	\$233.00
316-L-72-	1/2" Copper	Angle	Contempo Lever	20"	2 3/8" Bell	\$134.00	\$174.00	\$215.00	\$240.00
317-X-71-	1/2" Copper	Straight	Standard Cross	12"	2 3/8" Bell	\$130.00	\$169.00	\$208.00	\$233.00
317-X-72-	1/2" Copper	Straight	Standard Cross	20"	2 3/8" Bell	\$134.00	\$174.00	\$215.00	\$240.00
317-L-71-	1/2" Copper	Straight	Contempo Lever	12"	2 3/8" Bell	\$130.00	\$169.00	\$208.00	\$233.00
317-L-72-	1/2" Copper	Straight	Contempo Lever	20"	2 3/8" Bell	\$134.00	\$174.00	\$215.00	\$240.00

SUPPLY VALVES & TUBES

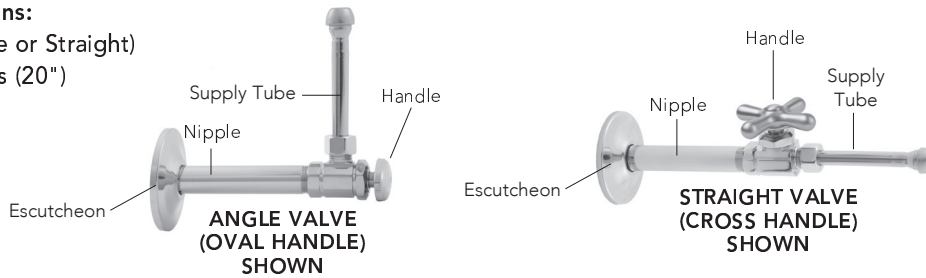
# FAUCET SUPPLY KITS—COMPRESSION STYLE (MULTI-TURN)



## 3/8" IPS x 3/8" O.D. COMPRESSION FIT VALVE KITS

### Each Kit Contains:

- (2) Valves (Angle or Straight)
- (2) Supply Tubes (20")
- (2) Escutcheons
- (2) Nipples



### HOW TO ORDER:

- Choose:
- Valve style
  - Handle style

ITEM	INLET SIZE	VALVE STYLE	HANDLE STYLE	SUPPLY TUBE LENGTH	ESCUTCHEON	CHROME	GROUP A	GROUP B	GROUP C
585-62-	3/8" IPS	Angle	Oval	20"	2 1/2" Sure Grip	\$172.00	\$228.00	\$276.00	N/A
585X-62-	3/8" IPS	Angle	Cross	20"	2 1/2" Sure Grip	\$202.00	\$278.00	\$356.00	N/A
590-62-	3/8" IPS	Straight	Oval	20"	2 1/2" Sure Grip	\$172.00	\$228.00	\$276.00	N/A
590X-62-	3/8" IPS	Straight	Cross	20"	2 1/2" Sure Grip	\$202.00	\$278.00	\$356.00	N/A

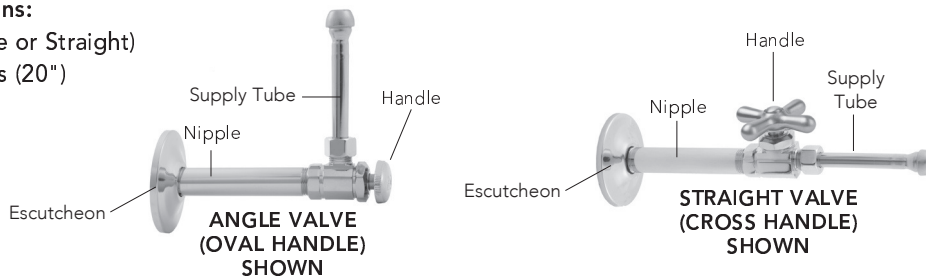
NOT AVAILABLE IN:  
BKN, BU, MBK, SB, SDB, WH, ACU,  
EB, PCU, PEW, PG, SG, TB, JG, CB

\*Lavatory Supply Kits with Trap Available. Contact JACLO Customer Service

## 1/2" IPS x 3/8" O.D. COMPRESSION FIT VALVE KITS

### Each Kit Contains:

- (2) Valves (Angle or Straight)
- (2) Supply Tubes (20")
- (2) Escutcheons
- (2) Nipples



### HOW TO ORDER:

- Choose:
- Valve style
  - Handle style

ITEM	INLET SIZE	VALVE STYLE	HANDLE STYLE	SUPPLY TUBE LENGTH	ESCUTCHEON	CHROME	GROUP A	GROUP B	GROUP C
586-62-	1/2" IPS	Angle	Oval	20"	2 1/2" Sure Grip	\$172.00	\$228.00	\$276.00	N/A
586X-62-	1/2" IPS	Angle	Cross	20"	2 1/2" Sure Grip	\$202.00	\$278.00	\$356.00	N/A
591-62-	1/2" IPS	Straight	Oval	20"	2 1/2" Sure Grip	\$172.00	\$228.00	\$276.00	N/A
591X-62-	1/2" IPS	Straight	Cross	20"	2 1/2" Sure Grip	\$202.00	\$278.00	\$356.00	N/A

NOT AVAILABLE IN:  
BKN, BU, MBK, SB, SDB, WH, ACU,  
EB, PCU, PEW, PG, SG, TB, JG, CB

\*Lavatory Supply Kits with Trap Available. Contact JACLO Customer Service

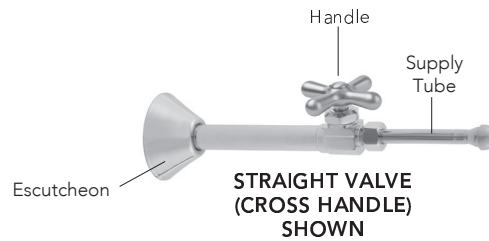



# FAUCET SUPPLY KITS—COMPRESSION STYLE (MULTI-TURN)



## 1/2" COPPER (SWEAT) x 3/8" O.D. COMPRESSION FIT EXTENSION VALVE KITS

- Each Kit Contains:**  
 (2) Valves (Angle or Straight)  
 (2) Supply Tubes (20")  
 (2) Escutcheons



**HOW TO ORDER:**  
 Choose:  
 - Valve style  
 - Handle style

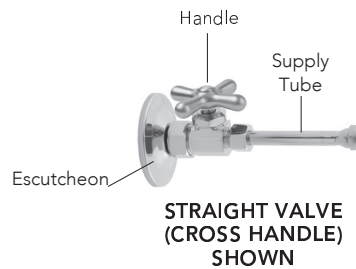
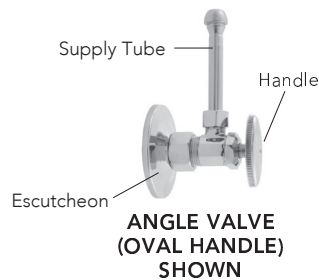
ITEM	INLET SIZE	VALVE STYLE	HANDLE STYLE	SUPPLY TUBE LENGTH	ESCUTCHEON	CHROME	GROUP A	GROUP B	GROUP C
582-62-	1/2" Copper	Angle	Oval	20"	2 3/8" Bell	\$156.00	\$206.00	\$230.00	N/A
582X-62-	1/2" Copper	Angle	Cross	20"	2 3/8" Bell	\$194.00	\$258.00	\$303.00	N/A
5826-62-	1/2" Copper	Straight	Oval	20"	2 3/8" Bell	\$156.00	\$206.00	\$230.00	N/A
5826X-62-	1/2" Copper	Straight	Cross	20"	2 3/8" Bell	\$194.00	\$258.00	\$303.00	N/A

NOT AVAILABLE IN:  
 BKN, BU, MBK, SB, SDB, WH, ACU,  
 EB, PCU, PEW, PG, SG, TB, JG, CB

\*Lavatory Supply Kits with Trap Available. Contact JACLO Customer Service

## 5/8" O.D. COMPRESSION (FITS 1/2" COPPER) x 3/8" O.D. COMPRESSION FIT VALVE KITS

- Each Kit Contains:**  
 (2) Valves (Angle or Straight)  
 (2) Supply Tubes (20")  
 (2) Escutcheons



**HOW TO ORDER:**  
 Choose:  
 - Valve style  
 - Handle style

ITEM	INLET SIZE	VALVE STYLE	HANDLE STYLE	SUPPLY TUBE LENGTH	ESCUTCHEON	CHROME	GROUP A	GROUP B	GROUP C
5812-62-	5/8" Comp.	Angle	Oval	20"	2 1/2" Sure Grip	\$120.00	\$170.00	\$212.00	N/A
5812X-62-	5/8" Comp.	Angle	Cross	20"	2 1/2" Sure Grip	\$158.00	\$216.00	\$290.00	N/A
581-62-	5/8" Comp.	Straight	Oval	20"	2 1/2" Sure Grip	\$120.00	\$170.00	\$212.00	N/A
581X-62-	5/8" Comp.	Straight	Cross	20"	2 1/2" Sure Grip	\$158.00	\$216.00	\$290.00	N/A

NOT AVAILABLE IN:  
 BKN, BU, MBK, SB, SDB, WH, ACU,  
 EB, PCU, PEW, PG, SG, TB, JG, CB

\*Lavatory Supply Kits with Trap Available. Contact JACLO Customer Service

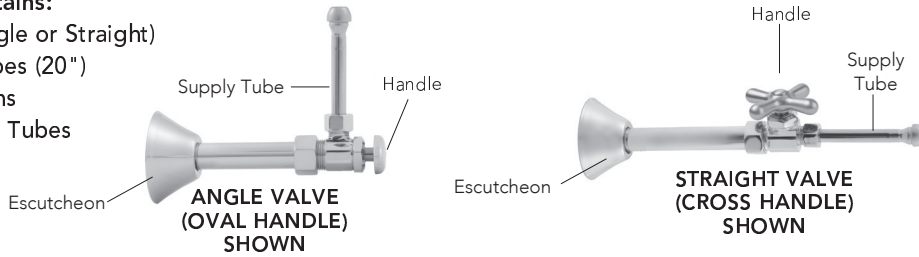
# FAUCET SUPPLY KITS—COMPRESSION STYLE (MULTI-TURN)



## 5/8" O.D. COMPRESSION (FITS 1/2" COPPER) x 3/8" O.D. COMPRESSION FIT VALVE KITS

**Each Kit Contains:**

- (2) Valves (Angle or Straight)
- (2) Supply Tubes (20")
- (2) Escutcheons
- (2) 5/4" Cover Tubes



**HOW TO ORDER:**  
Choose:  
- Valve style  
- Handle style

ITEM	INLET SIZE	VALVE STYLE	HANDLE STYLE	SUPPLY TUBE LENGTH	ESCUTCHEON	CHROME	GROUP A	GROUP B	GROUP C
5812-62CT-	5/8" Comp. w/ Cover Tube	Angle	Oval	20"	2 3/8" Bell	\$164.00	\$230.00	\$290.00	N/A
5812X-62CT-	5/8" Comp. w/ Cover Tube	Angle	Cross	20"	2 3/8" Bell	\$202.00	\$276.00	\$368.00	N/A
581-62CT-	5/8" Comp. w/ Cover Tube	Straight	Oval	20"	2 3/8" Bell	\$164.00	\$230.00	\$290.00	N/A
581X-62CT-	5/8" Comp. w/ Cover Tube	Straight	Cross	20"	2 3/8" Bell	\$202.00	\$276.00	\$368.00	N/A

NOT AVAILABLE IN:  
BKN, BU, MBK, SB, SDB, WH, ACU,  
EB, PCU, PEW, PG, SG, TB, JG, CB

SUPPLY VALVES & TUBES

\*Lavatory Supply Kits with Trap Available. Contact JACLO Customer Service



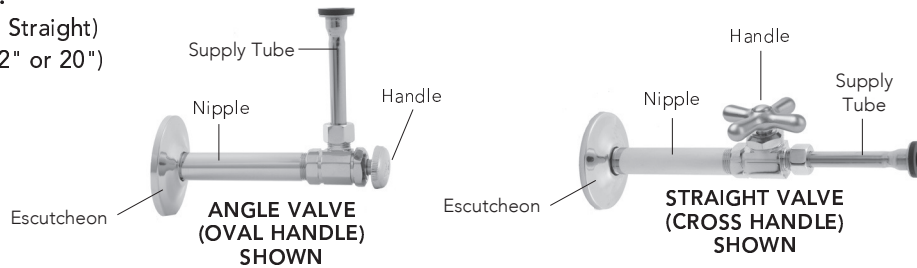
# TOILET SUPPLY KITS—COMPRESSION STYLE (MULTI-TURN)



## 3/8" IPS x 3/8" O.D. COMPRESSION FIT VALVE KITS

### Each Kit Contains:

- (1) Valve (Angle or Straight)
- (1) Supply Tube (12" or 20")
- (1) Escutcheon
- (1) Nipple



**HOW TO ORDER:**  
Choose:  
- Valve style  
- Handle style  
- Supply Tube length

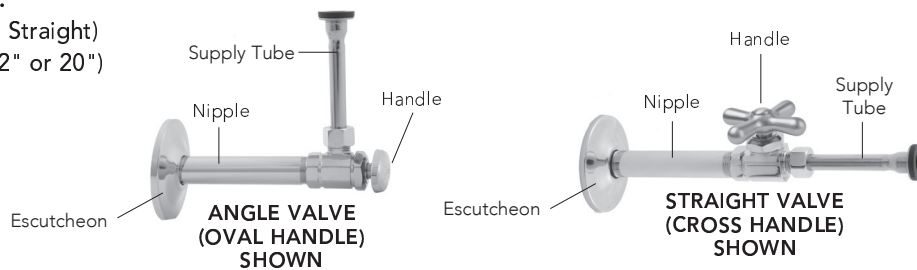
ITEM	INLET SIZE	VALVE STYLE	HANDLE STYLE	SUPPLY TUBE LENGTH	ESCUTCHEON	CHROME	GROUP A	GROUP B	GROUP C
585-71-	3/8" IPS	Angle	Oval	12"	2 1/2" Sure Grip	\$86.00	\$114.00	\$138.00	N/A
585-72-	3/8" IPS	Angle	Oval	20"	2 1/2" Sure Grip	\$90.00	\$119.00	\$145.00	N/A
585X-71-	3/8" IPS	Angle	Cross	12"	2 1/2" Sure Grip	\$101.00	\$129.00	\$178.00	N/A
585X-72-	3/8" IPS	Angle	Cross	20"	2 1/2" Sure Grip	\$105.00	\$144.00	\$185.00	N/A
590-71-	3/8" IPS	Straight	Oval	12"	2 1/2" Sure Grip	\$86.00	\$114.00	\$138.00	N/A
590-72-	3/8" IPS	Straight	Oval	20"	2 1/2" Sure Grip	\$90.00	\$119.00	\$145.00	N/A
590X-71-	3/8" IPS	Straight	Cross	12"	2 1/2" Sure Grip	\$101.00	\$129.00	\$178.00	N/A
590X-72-	3/8" IPS	Straight	Cross	20"	2 1/2" Sure Grip	\$105.00	\$144.00	\$185.00	N/A

NOT AVAILABLE IN:  
BKN, BU, MBK, SB, SDB, WH, ACU, EB, PCU, PEW, PG, SG, TB, JG, CB

## 1/2" IPS x 3/8" O.D. COMPRESSION FIT VALVE KITS

### Each Kit Contains:

- (1) Valve (Angle or Straight)
- (1) Supply Tube (12" or 20")
- (1) Escutcheon
- (1) Nipple



**HOW TO ORDER:**  
Choose:  
- Valve style  
- Handle style  
- Supply Tube length

ITEM	INLET SIZE	VALVE STYLE	HANDLE STYLE	SUPPLY TUBE LENGTH	ESCUTCHEON	CHROME	GROUP A	GROUP B	GROUP C
586-71-	1/2" IPS	Angle	Oval	12"	2 1/2" Sure Grip	\$86.00	\$114.00	\$138.00	N/A
586-72-	1/2" IPS	Angle	Oval	20"	2 1/2" Sure Grip	\$90.00	\$119.00	\$145.00	N/A
586X-71-	1/2" IPS	Angle	Cross	12"	2 1/2" Sure Grip	\$101.00	\$129.00	\$178.00	N/A
586X-72-	1/2" IPS	Angle	Cross	20"	2 1/2" Sure Grip	\$105.00	\$144.00	\$185.00	N/A
591-71-	1/2" IPS	Straight	Oval	12"	2 1/2" Sure Grip	\$86.00	\$114.00	\$138.00	N/A
591-72-	1/2" IPS	Straight	Oval	20"	2 1/2" Sure Grip	\$90.00	\$119.00	\$145.00	N/A
591X-71-	1/2" IPS	Straight	Cross	12"	2 1/2" Sure Grip	\$101.00	\$129.00	\$178.00	N/A
591X-72-	1/2" IPS	Straight	Cross	20"	2 1/2" Sure Grip	\$105.00	\$144.00	\$185.00	N/A

NOT AVAILABLE IN:  
BKN, BU, MBK, SB, SDB, WH, ACU, EB, PCU, PEW, PG, SG, TB, JG, CB

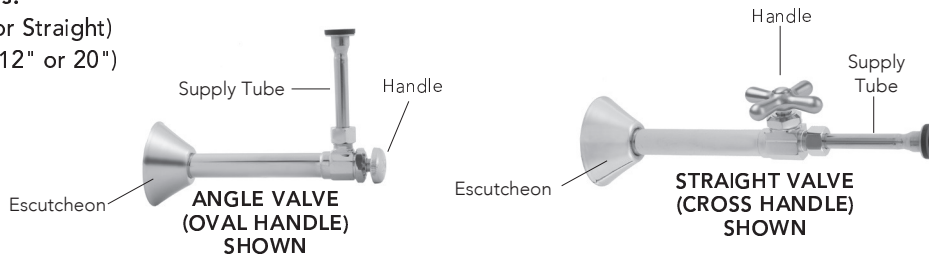
# TOILET SUPPLY KITS—COMPRESSION STYLE (MULTI-TURN)



## 1/2" COPPER (SWEAT) x 3/8" O.D. COMPRESSION FIT EXTENSION VALVE KITS

**Each Kit Contains:**

- (1) Valve (Angle or Straight)
- (1) Supply Tube (12" or 20")
- (1) Escutcheon



**HOW TO ORDER:**  
Choose:  
- Valve style  
- Handle style  
- Supply Tube length

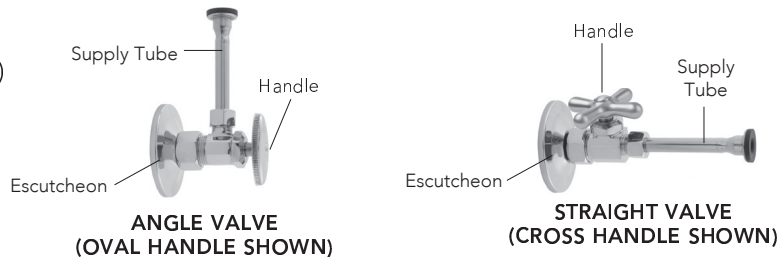
ITEM	INLET SIZE	VALVE STYLE	HANDLE STYLE	SUPPLY TUBE LENGTH	ESCUTCHEON	CHROME	GROUP A	GROUP B	GROUP C
582-71-	1/2" Copper	Angle	Oval	12"	2 3/8" Bell	\$78.00	\$103.00	\$115.00	N/A
582-72-	1/2" Copper	Angle	Oval	20"	2 3/8" Bell	\$82.00	\$108.00	\$122.00	N/A
582X-71-	1/2" Copper	Angle	Cross	12"	2 3/8" Bell	\$97.00	\$129.00	\$154.00	N/A
582X-72-	1/2" Copper	Angle	Cross	20"	2 3/8" Bell	\$101.00	\$134.00	\$161.00	N/A
5826-71-	1/2" Copper	Straight	Oval	12"	2 3/8" Bell	\$78.00	\$103.00	\$115.00	N/A
5826-72-	1/2" Copper	Straight	Oval	20"	2 3/8" Bell	\$82.00	\$108.00	\$122.00	N/A
5826X-71-	1/2" Copper	Straight	Cross	12"	2 3/8" Bell	\$97.00	\$129.00	\$154.00	N/A
5826X-72-	1/2" Copper	Straight	Cross	20"	2 3/8" Bell	\$101.00	\$134.00	\$161.00	N/A

NOT AVAILABLE IN:  
BKN, BU, MBK, SB, SDB, WH, ACU, EB, PCU, PEW, PG, SG, TB, JG, CB

## 5/8" O.D. COMPRESSION (FITS 1/2" COPPER) x 3/8" O.D. COMPRESSION FIT VALVE KITS

**it Contains:**

- (1) Valve (Angle or Straight)
- (1) Supply Tube (12" or 20")
- (1) Escutcheon



**HOW TO ORDER:**  
Choose:  
- Valve style  
- Handle style  
- Supply Tube length

ITEM	INLET SIZE	VALVE STYLE	HANDLE STYLE	SUPPLY TUBE LENGTH	ESCUTCHEON	CHROME	GROUP A	GROUP B	GROUP C
5812-71-	5/8" Comp.	Angle	Oval	12"	2 1/2" Sure Grip	\$60.00	\$85.00	\$106.00	N/A
5812-72-	5/8" Comp.	Angle	Oval	20"	2 1/2" Sure Grip	\$64.00	\$90.00	\$113.00	N/A
5812X-71-	5/8" Comp.	Angle	Cross	12"	2 1/2" Sure Grip	\$79.00	\$108.00	\$145.00	N/A
5812X-72-	5/8" Comp.	Angle	Cross	20"	2 1/2" Sure Grip	\$83.00	\$113.00	\$152.00	N/A
581-71-	5/8" Comp.	Straight	Oval	12"	2 1/2" Sure Grip	\$60.00	\$85.00	\$106.00	N/A
581-72-	5/8" Comp.	Straight	Oval	20"	2 1/2" Sure Grip	\$64.00	\$90.00	\$113.00	N/A
581X-71-	5/8" Comp.	Straight	Cross	12"	2 1/2" Sure Grip	\$79.00	\$108.00	\$145.00	N/A
581X-72-	5/8" Comp.	Straight	Cross	20"	2 1/2" Sure Grip	\$83.00	\$113.00	\$152.00	N/A

NOT AVAILABLE IN:  
BKN, BU, MBK, SB, SDB, WH, ACU, EB, PCU, PEW, PG, SG, TB, JG, CB


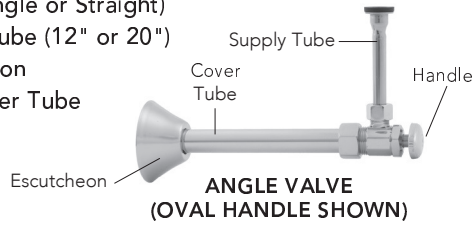
# TOILET SUPPLY KITS—COMPRESSION STYLE (MULTI-TURN)



## 5/8" O.D. COMPRESSION (FITS 1/2" COPPER) x 3/8" O.D. COMPRESSION FIT VALVE KITS

### Each Kit Contains:

- (1) Valve (Angle or Straight)
- (1) Supply Tube (12" or 20")
- (1) Escutcheon
- (1) 5/4" Cover Tube




**HOW TO ORDER:**  
Choose:  
- Valve style  
- Handle style  
- Supply Tube length

ITEM	INLET SIZE	VALVE STYLE	HANDLE STYLE	SUPPLY TUBE LENGTH	ESCUTCHEON	CHROME	GROUP A	GROUP B	GROUP C
5812-71CT-	5/8" Comp. w/ Cover Tube	Angle	Oval	12"	2 3/8" Bell	\$82.00	\$115.00	\$145.00	N/A
5812-72CT-	5/8" Comp. w/ Cover Tube	Angle	Oval	20"	2 3/8" Bell	\$86.00	\$120.00	\$152.00	N/A
5812X-71CT-	5/8" Comp. w/ Cover Tube	Angle	Cross	12"	2 3/8" Bell	\$101.00	\$138.00	\$184.00	N/A
5812X-72CT-	5/8" Comp. w/ Cover Tube	Angle	Cross	20"	2 3/8" Bell	\$105.00	\$143.00	\$191.00	N/A
581-71CT-	5/8" Comp. w/ Cover Tube	Straight	Oval	12"	2 3/8" Bell	\$82.00	\$115.00	\$145.00	N/A
581-72CT-	5/8" Comp. w/ Cover Tube	Straight	Oval	20"	2 3/8" Bell	\$86.00	\$120.00	\$152.00	N/A
581X-71CT-	5/8" Comp. w/ Cover Tube	Straight	Cross	12"	2 3/8" Bell	\$101.00	\$138.00	\$184.00	N/A
581X-72CT-	5/8" Comp. w/ Cover Tube	Straight	Cross	20"	2 3/8" Bell	\$105.00	\$143.00	\$191.00	N/A

NOT AVAILABLE IN:  
BKN, BU, MBK, SB, SDB, WH, ACU, EB, PCU, PEW, PG, SG, TB, JG, CB

# SURE GRIP ESCUTCHEONS & ACCESSORIES

## LOW PATTERN



ITEM	SPECIFICS	CHROME	GROUP A	GROUP B	GROUP C
740-	Fits 3/8" IPS Pipe	\$6.00	\$12.00	\$19.00	\$24.00
741-	Fits 1/2" IPS Pipe	\$6.00	\$12.00	\$19.00	\$24.00
7463-	5/8" O.D. Fits 1/2" Copper	\$6.00	\$12.00	\$19.00	\$24.00

- Sure grip (no side set screw)


## BRASS NIPPLES



ITEM	SPECIFICS	CHROME	GROUP A	GROUP B	GROUP C
801-38.4-	3/8" IPS x 4"	\$28.00	\$35.00	\$42.00	\$55.00
801-12.4-	1/2" IPS x 4"	\$28.00	\$35.00	\$42.00	\$55.00

- Custom lengths available in all finishes, see page 138

## BELL ESCUTCHEONS



ITEM	SPECIFICS	CHROME	GROUP A	GROUP B	GROUP C
7138-	3/8" IPS (2 1/4" Diameter)	\$9.00	\$14.00	\$24.00	\$28.00
7112-	1/2" IPS (2 1/4" Diameter)	\$9.00	\$14.00	\$24.00	\$28.00
7158-	5/8" O. D. (2 3/8" Diameter)	\$9.00	\$14.00	\$24.00	\$28.00

- Sure grip (no side set screw)

## ESCUTCHEON & COVER TUBE TO HIDE EXPOSED 1/2" COPPER WHEN USING COMPRESSION TYPE VALVE

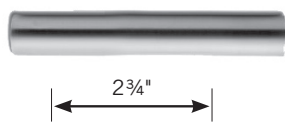


ITEM	SPECIFICS	CHROME	GROUP A	GROUP B	GROUP C
578-	12" Tube to Cover 1/2" Copper Tubing & 3/8" Pipe	\$26.00	\$33.00	\$39.00	\$49.00
579-	5 1/4" Tube to Cover 1/2" Copper Tubing & 3/8" Pipe	\$16.00	\$25.00	\$32.00	\$42.00
7116-	1 1/16" Bell Escutcheon	\$12.00	\$17.00	\$26.00	\$35.00

- Covers 1/2" copper when using 5/8" O.D. compression supply valve

- Use with 578- and 579-

## COVER TUBE AND ESCUTCHEON FOR 1/2" IPS



ITEM	SPECIFICS	CHROME	GROUP A	GROUP B	GROUP C
580-	10" Tube to Cover 1/2" Pipe Nipple	\$28.00	\$38.00	\$49.00	\$59.00




ITEM	SPECIFICS	CHROME	GROUP A	GROUP B	GROUP C
743-	1 1/16" I.D. Bell Escutcheon	\$12.00	\$17.00	\$26.00	\$35.00

- Escutcheon to fit over 580- cover tube
- Perfect for renovations - covers existing pipes
- Another JACLO renovation product
- Brass

# SUPPLY VALVE ACCESSORIES

## SKIRTED TOILET SUPPLY VALVE



ITEM	SPECIFICS	CHROME	GROUP A	GROUP B	GROUP C
<b>616-2-SKT</b>		\$105.00	\$135.00	\$160.00	\$185.00

- Lever handle angle pattern O.D. compression x O.D. compression quarter turn ball valve
- 5/8" O.D. compression x 3/8" O.D. compression
- Angle design for use with skirted toilets or when toilet interferes with valve access
- All brass fully finished

# LAVATORY DRAINS

## FULLY PLATED & POLISHED (17 GAUGE)




### "GRID" DRAINS



ITEM	OVER-FLOW	FLANGE TYPE	THREAD LENGTH	SINK TYPE	CHROME	GROUP A	GROUP B	GROUP C
808-	Yes	Std.	2½"	Std.	\$53.00	\$89.00	\$115.00	\$145.00
810-	No	Std.	2½"	Std./Thin	\$53.00	\$89.00	\$115.00	\$145.00
815-	Yes	Std.	4¼"	Std./Thick	\$98.00	\$137.00	\$155.00	\$185.00
816-	No	Std.	4¼"	Std./Thin/Thick	\$98.00	\$137.00	\$155.00	\$185.00

- Grid strainer with 19 holes for fast draining
- Fits 1½" opening (standard flange)
- Drain is always opened in basin

### "FINGER TOUCH" PLUG DRAINS



ITEM	OVER-FLOW	FLANGE TYPE	THREAD LENGTH	SINK TYPE	CHROME	GROUP A	GROUP B	GROUP C
812-	Yes	Std.	2½"	Std.	\$53.00	\$89.00	\$115.00	\$145.00
814-	No	Std.	2½"	Std./Thin	\$53.00	\$89.00	\$115.00	\$145.00
818-	Yes	Std.	4¼"	Std./Thick	\$98.00	\$137.00	\$155.00	\$185.00
819-	No	Std.	4¼"	Std./Thin/Thick	\$98.00	\$137.00	\$155.00	\$185.00

- Replaces standard pop-ups and p.o. plugs with rubber stoppers
- Fits 1½" opening (standard flange)
- Drain can be opened or closed in basin

### "FINGER TOUCH" ROUND DRAINS




ITEM	OVER-FLOW	FLANGE TYPE	THREAD LENGTH	SINK TYPE	CHROME	GROUP A	GROUP B	GROUP C
828-	Yes	Std.	2½"	Std.	\$105.00	\$145.00	\$175.00	\$195.00
830-	No	Std.	2½"	Std./Thin	\$105.00	\$145.00	\$175.00	\$195.00
845-	Yes	Std.	4¼"	Std./Thin/Thick	\$115.00	\$155.00	\$180.00	\$195.00
832-	No	Std.	4¼"	Std./Thin/Thick	\$115.00	\$155.00	\$180.00	\$195.00
840-	Yes	Euro Lg	4¼"	Std./Thick	\$125.00	\$165.00	\$195.00	\$235.00
842-	No	Euro Lg	4¼"	Std./Thin/Thick	\$125.00	\$165.00	\$195.00	\$235.00

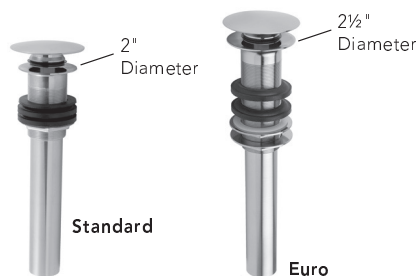
- 2¾" round contemporary finger touch top
- Drain can be opened or closed in basin

LAVATORY DRAINS/  
TRAPS/ACCESSORIES

#### EXAMPLE OF THREAD LENGTH (FROM BOTTOM OF LIP):



#### FLANGE TYPES (STANDARD & EURO):



#### SINK TYPES:

**Thin**= Thin wall vessel or stainless steel sink

**Standard**= Typical sink style


**Thick**= Concrete, custom or vessel + countertop application



# LAVATORY DRAINS

## FULLY PLATED & POLISHED (17 GAUGE)


### "FINGER TOUCH" SQUARE DRAINS



ITEM	OVER-FLOW	FLANGE TYPE	THREAD LENGTH	SINK TYPE	CHROME	GROUP A	GROUP B	GROUP C
822-	Yes	Std.	2½"	Std.	\$105.00	\$145.00	\$175.00	\$195.00
824-	No	Std.	2½"	Std./Thin	\$105.00	\$145.00	\$175.00	\$195.00
846-	Yes	Std.	4¼"	Std./Thin/Thick	\$115.00	\$155.00	\$180.00	\$195.00
826-	No	Std.	4¼"	Std./Thin/Thick	\$115.00	\$155.00	\$180.00	\$195.00
841-	Yes	<b>Euro Lg</b>	4¼"	Std./Thick	\$125.00	\$165.00	\$195.00	\$235.00
844-	No	<b>Euro Lg</b>	4¼"	Std./Thin/Thick	\$125.00	\$165.00	\$195.00	\$235.00

- 2¾" square contemporary finger touch top
- Drain can be opened or closed in basin

### "STATIONARY" ROUND DRAINS



ITEM	OVER-FLOW	FLANGE TYPE	THREAD LENGTH	SINK TYPE	CHROME	GROUP A	GROUP B	GROUP C
829-	Yes	Std.	2½"	Std.	\$105.00	\$145.00	\$175.00	\$195.00
831-	No	Std.	2½"	Std./Thin	\$105.00	\$145.00	\$175.00	\$195.00
833-	No	Std.	4¼"	Std./Thin/Thick	\$115.00	\$155.00	\$180.00	\$195.00
834-	Yes	<b>Euro Lg</b>	4¼"	Std./Thick	\$125.00	\$165.00	\$195.00	\$235.00
835-	No	<b>Euro Lg</b>	4¼"	Std./Thin/Thick	\$125.00	\$165.00	\$195.00	\$235.00

- 2¾" round contemporary stationary top
- Drain is always opened in basin


### "STATIONARY" SQUARE DRAINS



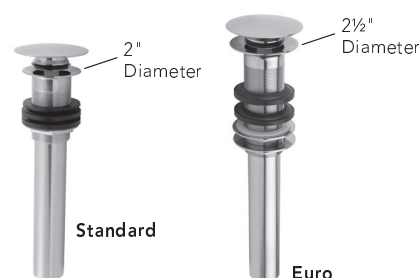
ITEM	OVER-FLOW	FLANGE TYPE	THREAD LENGTH	SINK TYPE	CHROME	GROUP A	GROUP B	GROUP C
823-	Yes	Std.	2½"	Std.	\$105.00	\$145.00	\$175.00	\$195.00
825-	No	Std.	2½"	Std./Thin	\$105.00	\$145.00	\$175.00	\$195.00
827-	No	Std.	4¼"	Std./Thin/Thick	\$115.00	\$155.00	\$180.00	\$195.00
837-	Yes	<b>Euro Lg</b>	4¼"	Std./Thick	\$125.00	\$165.00	\$195.00	\$235.00
838-	No	<b>Euro Lg</b>	4¼"	Std./Thin/Thick	\$125.00	\$165.00	\$195.00	\$235.00

- 2¾" square contemporary stationary top
- Drain is always opened in basin

#### EXAMPLE OF THREAD LENGTH (FROM BOTTOM OF LIP):



#### FLANGE TYPES (STANDARD & EURO):



#### SINK TYPES:

- Thin**= Thin wall vessel or stainless steel sink
- Standard**= Typical sink style
- Thick**= Concrete, custom or vessel + countertop application

# LAVATORY DRAINS

## FULLY PLATED & POLISHED (17 GAUGE)



### "LIFT & TURN" DRAINS



ITEM	OVER-FLOW	FLANGE TYPE	THREAD LENGTH	SINK TYPE	CHROME	GROUP A	GROUP B	GROUP C
606-	Yes	Std.	4 $\frac{7}{8}$ "	Std./Thick	\$75.00	\$115.00	\$135.00	\$165.00
607-	No	Std.	4 $\frac{7}{8}$ "	Std./Thick	\$75.00	\$115.00	\$135.00	\$165.00

- Lift & turn style drain
- Fits 1 $\frac{1}{2}$ " opening (standard flange)
- Drain can be opened or closed in basin

### "WIDE HOLE GRID" DRAINS



ITEM	OVER-FLOW	FLANGE TYPE	THREAD LENGTH	SINK TYPE	CHROME	GROUP A	GROUP B	GROUP C
715-	Yes	Std.	4 $\frac{7}{8}$ "	Std./Thick	\$75.00	\$115.00	\$135.00	\$165.00
716-	No	Std.	4 $\frac{7}{8}$ "	Std./Thick	\$75.00	\$115.00	\$135.00	\$165.00

- Wide hole grid drain for fast drainage
- Fits 1 $\frac{1}{2}$ " opening (standard flange)
- Drain is always opened


### "TEAR DROP" DRAINS



ITEM	OVER-FLOW	FLANGE TYPE	THREAD LENGTH	SINK TYPE	CHROME	GROUP A	GROUP B	GROUP C
660-	Yes	Std.	4 $\frac{7}{8}$ "	Std./Thick	\$75.00	\$115.00	\$135.00	\$165.00
6611 -	No	Std.	4 $\frac{7}{8}$ "	Std./Thick	\$75.00	\$115.00	\$135.00	\$165.00

- Tear drop pattern drain
- Fits 1 $\frac{1}{2}$ " opening (standard flange)
- Drain is always opened

**EXAMPLE OF THREAD LENGTH**  
(FROM BOTTOM OF LIP):



# LAVATORY "POP-UP" DRAINS & EXTENSIONS

## P.O. & C.O. STYLE



### "POP-UP" DRAINS



ITEM	OVER-FLOW	FLANGE TYPE	THREAD LENGTH	SINK TYPE	CHROME	GROUP A	GROUP B	GROUP C
<b>836-</b>	Yes	Std.	2½"	Std.	\$115.00	\$150.00	\$165.00	\$190.00
<b>839-</b>	No	Std.	2½"	Std.	\$115.00	\$150.00	\$165.00	\$190.00

- Fully polished & plated
- Adjustable all brass stopper
- Fits 1½" sink opening


### "POP-UP" DRAINS



ITEM	OVER-FLOW	FLANGE TYPE	THREAD LENGTH	SINK TYPE	CHROME	GROUP A	GROUP B	GROUP C
<b>736-</b>	Yes	Std.	2½"	Std.	\$65.00	\$85.00	\$95.00	\$130.00
<b>739-</b>	No	Std.	2½"	Std.	\$65.00	\$85.00	\$95.00	\$130.00

- Plated flange & top only
- Adjustable ABS plastic stopper-unique design
- Fits 1½" sink opening


### "POP-UP" DRAINS



ITEM	OVER-FLOW	FLANGE TYPE	THREAD LENGTH	SINK TYPE	CHROME	GROUP A	GROUP B	GROUP C
<b>83694-</b>	Yes	Std.	2½"	Std.	\$196.00	\$287.00	\$327.00	\$375.00
<b>83994-</b>	No	Std.	2½"	Std.	\$196.00	\$287.00	\$327.00	\$375.00

- Fully polished & plated
- Adjustable all brass stopper
- Designed for vessel sinks requiring counter top pop-up assembly

### EXTRA LONG BALL ROD & POP UP ROD EXTENSION



ITEM	SPECIFICS	CHROME	GROUP A	GROUP B	GROUP C
<b>8369-</b>	19" Extra Long Ball Rod Only	\$26.00	\$42.00	\$57.00	\$65.00
<b>8371-</b>	6" Pop-Up Rod Extension	\$25.00	\$40.00	\$50.00	\$60.00

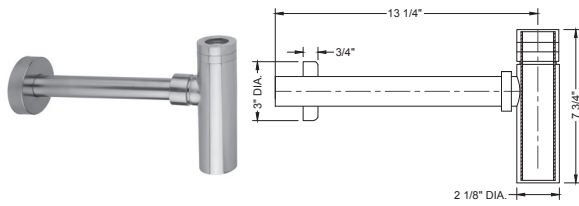
FULLY POLISHED AND PLATED

# LAVATORY TRAPS



**JACLO**  
Confidence from start to finish™

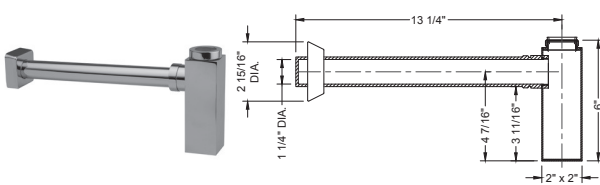
## DECORATIVE ROUND



ITEM	SPECIFICS	CHROME	GROUP A	GROUP B	GROUP C
255-	1 1/4" Wall outlet x 1 1/4" inlet	\$235.00	\$285.00	\$325.00	\$375.00
256-	1 1/2" Wall outlet x 1 1/4" inlet	\$235.00	\$285.00	\$325.00	\$375.00

- Decorative round lavatory trap
- All brass fully polished & plated
- Complements contemporary collection

## DECORATIVE SQUARE

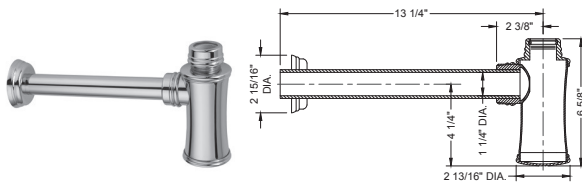


ITEM	SPECIFICS	CHROME	GROUP A	GROUP B	GROUP C
270-	1 1/4" Wall outlet x 1 1/4" inlet	\$235.00	\$285.00	\$325.00	\$375.00
271-	1 1/2" Wall outlet x 1 1/4" inlet	\$235.00	\$285.00	\$325.00	\$375.00

- Decorative square lavatory trap
- All brass fully polished & plated
- Complements Cubix® collection

## TRADITIONAL ROUND

### US PATENT # D703297



ITEM	SPECIFICS	CHROME	GROUP A	GROUP B	GROUP C
257-	1 1/4" Wall outlet x 1 1/4" inlet	\$195.00	\$245.00	\$295.00	\$350.00
258-	1 1/2" Wall outlet x 1 1/4" inlet	\$195.00	\$245.00	\$295.00	\$350.00

- Decorative traditional lavatory trap
- All brass fully polished & plated
- Complements Roaring 20's/Westfield/Jaylen/Astor/Cranford collections


## EXTENSION ESCUTCHEON FOR 257- & 258-



ITEM	CHROME	GROUP A	GROUP B	GROUP C
257-ESC-EXT-	\$25.00	\$49.00	\$68.00	\$80.00
258-ESC-EXT-	\$25.00	\$49.00	\$68.00	\$80.00

- Extension escutcheon for 257- or 258- traditional trap
- For use when supplied escutcheon does not cover completely over wall fitting
- Two piece design

## EXTENSION WALL TUBES FOR ROUND, TRADITIONAL & SQUARE TRAPS



ITEM	SPECIFICS	CHROME	GROUP A	GROUP B	GROUP C
255WBXL-	1 1/4" x 20" Wall Tube	\$95.00	\$125.00	\$145.00	\$190.00
256WB-	1 1/2" x 1 1/4" x 12" Wall Tube	\$75.00	\$95.00	\$115.00	\$145.00
256WBXL-	1 1/2" x 1 1/4" x 20" Wall Tube	\$95.00	\$125.00	\$145.00	\$190.00

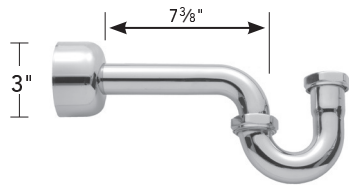
- Can be cut to desired length
- For use when longer length of trap is required

# TUBULAR BRASS PRODUCTS

## HEAVY 17 GAUGE "P" TRAPS



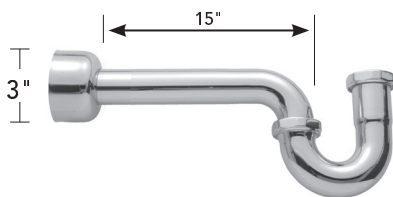
### "P" TRAP WITH ROUND BOX ESCUTCHEON



ITEM	SPECIFICS	CHROME	GROUP A	GROUP B	GROUP C
<b>251-</b>	<b>1 1/4" 17 Gauge</b>	<b>\$87.00</b>	<b>\$125.00</b>	<b>\$145.00</b>	<b>\$190.00</b>

- 1 1/4" 17 gauge "P" trap with round box escutcheon
- Fits 1 1/4" drains, extension tubes & tailpieces
- All solid brass nuts, fully polished & plated

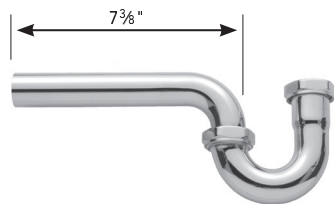
### EXTRA LONG "P" TRAP WITH ROUND BOX ESCUTCHEON



ITEM	SPECIFICS	CHROME	GROUP A	GROUP B	GROUP C
<b>251XXL-</b>	<b>1 1/4" 17 Gauge 15" Wall Bend</b>	<b>\$135.00</b>	<b>\$165.00</b>	<b>\$185.00</b>	<b>\$225.00</b>

- 1 1/4" 17 gauge "P" trap with round box escutcheon & extra long wall bend
- Fits 1 1/4" drains, extension tubes & tailpieces
- All solid brass nuts, fully polished & plated
- 15" wall bend can be cut to required length

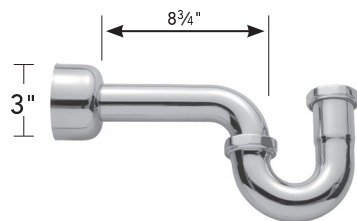
### "P" TRAP LESS ESCUTCHEON



ITEM	SPECIFICS	CHROME	GROUP A	GROUP B	GROUP C
<b>251L-</b>	<b>1 1/4" 17 Gauge</b>	<b>\$75.00</b>	<b>\$107.00</b>	<b>\$123.00</b>	<b>\$160.00</b>

- 1 1/4" 17 gauge "P" trap
- Fits 1 1/4" drains, extension tubes & tailpieces
- All solid brass nuts, fully polished & plated

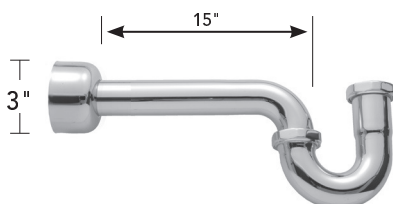
### "P" TRAP WITH ROUND BOX ESCUTCHEON



ITEM	SPECIFICS	CHROME	GROUP A	GROUP B	GROUP C
<b>253-</b>	<b>1 1/2" 17 Gauge</b>	<b>\$87.00</b>	<b>\$125.00</b>	<b>\$145.00</b>	<b>\$190.00</b>

- 1 1/2" 17 gauge "P" trap with round box escutcheon
- Fits 1 1/2" or 1 1/4" drains, extension tubes & tailpieces
- All solid brass nuts, fully polished & plated

### EXTRA LONG "P" TRAP WITH ROUND BOX ESCUTCHEON

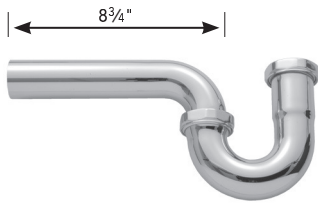


ITEM	SPECIFICS	CHROME	GROUP A	GROUP B	GROUP C
<b>253XXL-</b>	<b>1 1/2" 17 Gauge 15" Wall Bend</b>	<b>\$135.00</b>	<b>\$165.00</b>	<b>\$185.00</b>	<b>\$225.00</b>

- 1 1/2" 17 gauge "P" trap with round box escutcheon & extra long wall bend
- Fits 1 1/2" or 1 1/4" drains, extension tubes & tailpieces
- All solid brass nuts, fully polished & plated
- 15" wall bend can be cut to required length

# LAVATORY TRAPS

## “P” TRAP LESS ESCUTCHEON



ITEM	SPECIFICS	CHROME	GROUP A	GROUP B	GROUP C
<b>253L-</b>	1 1/2" 17 Gauge	\$75.00	\$107.00	\$123.00	\$160.00

- 1 1/2" 17 gauge "P" trap
- Fits 1 1/2" or 1 1/4" drains, extension tubes & tailpieces
- All solid brass nut, fully polished & plated

## “P” TRAP WITH ROUND BOX ESCUTCHEON AND CLEAN OUT PLUG



ITEM	SPECIFICS	CHROME	GROUP A	GROUP B	GROUP C
<b>262-</b>	1 1/2" 17 Gauge w/ Cleanout Plug	\$98.00	\$135.00	\$165.00	\$195.00

- 1 1/2" 17 gauge "P" trap with round box escutcheon & clean out plug
- Fits 1 1/2" or 1 1/4" drains, extension tubes & tailpieces
- All solid brass nut, fully polished & plated

## EXTRA LONG 1 1/4" & 1 1/2" WALL BENDS



ITEM	SPECIFICS	CHROME	GROUP A	GROUP B	GROUP C
<b>251WB24-</b>	1 1/4" x 24" Wall Bend	\$120.00	\$150.00	\$165.00	\$195.00
<b>253WB24-</b>	1 1/2" x 24" Wall Bend	\$120.00	\$150.00	\$165.00	\$195.00

- Can be cut to desired size
- For use when longer length of trap is required

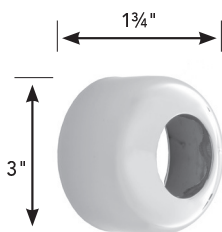
## LOW PATTERN



ITEM	SPECIFICS	CHROME	GROUP A	GROUP B	GROUP C
<b>748-</b>	1 1/4" O.D. (Fits 1 1/4" "P" Trap)	\$12.00	\$19.00	\$22.00	\$30.00
<b>749-</b>	1 1/2" O.D. (Fits 1 1/2" "P" Trap)	\$12.00	\$19.00	\$22.00	\$30.00

- Sure grip low pattern escutcheon
- No side set screw

## ROUND BOX HIGH PATTERN

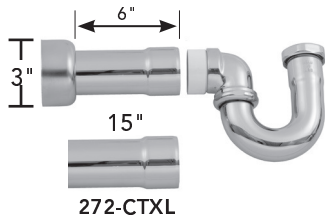


ITEM	SPECIFICS	CHROME	GROUP A	GROUP B	GROUP C
<b>766-</b>	1 1/4" O.D. (Fits 1 1/4" "P" Trap)	\$14.00	\$22.00	\$27.00	\$35.00
<b>767-</b>	1 1/2" O.D. (Fits 1 1/2" "P" Trap)	\$14.00	\$22.00	\$27.00	\$35.00
<b>7662-</b>	1 1/4" IPS	\$14.00	\$22.00	\$27.00	\$35.00
<b>7672-</b>	1 1/2" IPS	\$14.00	\$22.00	\$27.00	\$35.00

- 1 3/4" high
- Can be used with 255- or 256- if supplied escutcheon does not completely cover wall fitting

# LAVATORY TRAPS

## "P" TRAP - NEW ENGLAND STYLE MASS CODE COMPLIANT



ITEM	SPECIFICS	CHROME	GROUP A	GROUP B	GROUP C
272-	1½" 17 Gauge	\$115.00	\$165.00	\$195.00	\$235.00
272-CTXL-	15" Cover Tube	\$95.00	\$110.00	\$130.00	\$160.00
768-	1½" O.D. (Fits 1½" "P" Trap)	\$18.00	\$24.00	\$29.00	\$39.00

- New England & Massachusetts 17 gauge "P" trap
- Fits 1½" & 1¼" drains, extension tubes & tailpieces
- Complete with cover tube, high-box escutcheon & PVC adapter
- Solid brass nuts, fully polished & plated
- Optional 15" cover tube sold separately for use when longer length is required

## 1 1/2" x 1 1/4" LA TRAP



ITEM	SPECIFICS	CHROME	GROUP A	GROUP B	GROUP C
2154-	1½" x 1¼" with Cleanout Plug	\$110.00	\$140.00	\$165.00	\$200.00

- Adjustable Los Angeles trap
- 1½" outlet x 1¼" inlet with cleanout plug
- Heavy cast brass body, fully polished & plated

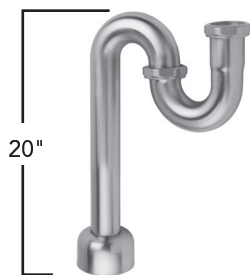
## 2" x 1 1/2" NY TRAP



ITEM	SPECIFICS	CHROME	GROUP A	GROUP B	GROUP C
2120-	2" x 1½" with Cleanout Plug	\$145.00	\$175.00	\$195.00	\$245.00

- New York regulation trap
- 2" outlet x 1½" inlet with cleanout plug
- Heavy cast brass body, fully polished & plated

## TUBULAR "S" TRAPS



ITEM	SPECIFICS	CHROME	GROUP A	GROUP B	GROUP C
2204-	1¼"	\$120.00	\$160.00	\$190.00	\$240.00
2206-	1½"	\$130.00	\$175.00	\$205.00	\$260.00

- 1¼" or 1½" 17 gauge "S" style trap
- Fits 1½" & 1¼" drains, extension tubes & tailpieces
- For use when drain line is in the floor
- Fully polished & plated with brass nuts with washers

## CENTER OUTLET CONTINUOUS WASTE



ITEM	SPECIFICS	CHROME	GROUP A	GROUP B	GROUP C
2325-	1½" X 21"	\$345.00	\$385.00	\$425.00	\$475.00

- Center outlet continuous waste
- 1½" O.D. x 21" overall length center to center
- Slip joint washers allow unit to be cut to desired length
- Fully polished & plated
- Used to connect double bowl sinks

# TUBULAR BRASS PRODUCTS

## THREADED BOTH ENDS EXTENSION TUBE



ITEM	SPECIFICS	CHROME	GROUP A	GROUP B	GROUP C
4237-	1¼" O.D. x 12" 17 Gauge	\$49.00	\$77.00	\$90.00	\$120.00
4238-	1½" O.D. x 12" 17 Gauge	\$55.00	\$80.00	\$95.00	\$125.00

- 1¼" or 1½" O.D. x 12" 17 gauge extension tube
- Replaces existing 1¼" or 1½" tube in basin drain to extend up to 12"

## SLIP-JOINT PATTERN EXTENSION TUBE



ITEM	SPECIFICS	CHROME	GROUP A	GROUP B	GROUP C
413-	1¼" O.D. x 12" 17 Gauge	\$52.00	\$78.00	\$95.00	\$125.00
417-	1½" O.D. x 12" 17 Gauge	\$59.00	\$85.00	\$105.00	\$140.00

- Slip joint pattern extension tube
- 1¼" or 1½" O.D. x 12" 17 gauge slip joint extension
- Extends length of drain tailpiece or wall bend on tubular "P" traps up to 12"

## FLANGED TAILPIECE



ITEM	SPECIFICS	CHROME	GROUP A	GROUP B	GROUP C
2348-	1¼" x 12" Flanged Tailpiece	\$65.00	\$89.00	\$105.00	\$140.00

- Perfect for use when connecting 1½" IPS drain to 1¼" trap
- All solid brass 1½" nut with washer
- Fully polished and plated
- 1¼" tubing
- Nut threads on to drain
- Fits most Neo-Metro and Alape drains

## FLANGED TAILPIECE




ITEM	SPECIFICS	CHROME	GROUP A	GROUP B	GROUP C
2459-	1½" x 12" Flanged Tailpiece	\$70.00	\$90.00	\$105.00	\$145.00

- Perfect for use under kitchen sinks with exposed plumbing
- All solid brass nut with washer
- Fully polished and plated
- 1½" tubing
- Nut threads on to drain



# TUBULAR BRASS PRODUCTS

## 1 1/4" SLIP ELBOWS



ITEM	SPECIFICS	CHROME	GROUP A	GROUP B	GROUP C
2385-	1 1/4" O.D. x 6" Slip Elbow	\$70.00	\$90.00	\$108.00	\$125.00
2388-	1 1/4" O.D. x 12" Slip Elbow	\$80.00	\$100.00	\$115.00	\$135.00

- For use when sink drain and trap are not aligned
- All solid brass nuts with washers
- Fully polished and plated


## 1 1/2" x 12" WASTE BEND



ITEM	SPECIFICS	CHROME	GROUP A	GROUP B	GROUP C
2311-	1 1/2" O.D. x 12" Waste Bend	\$80.00	\$100.00	\$115.00	\$135.00

- For use when sink drain and trap are not aligned
- All solid brass nut with washer
- Fully polished and plated

## DOUBLE OFFSET



ITEM	SPECIFICS	CHROME	GROUP A	GROUP B	GROUP C
2483-	1 1/4" O.D. Double Offset	\$80.00	\$105.00	\$120.00	\$155.00
2486-	1 1/2" O.D. Double Offset	\$90.00	\$115.00	\$135.00	\$170.00

- For use when sink drain and trap are not aligned
- All solid brass nuts with washers
- Fully polished and plated

# TUBULAR BRASS PRODUCTS


## SLIP x SLIP ELBOWS 90°



ITEM	SPECIFICS	CHROME	GROUP A	GROUP B	GROUP C
2493-	1¼" 90°	\$60.00	\$80.00	\$98.00	\$115.00
2494-	1½" 90°	\$70.00	\$90.00	\$105.00	\$125.00

- For use when sink drain and trap are not aligned
- All solid brass nuts with washers
- Fully polished and plated

## SLIP x SLIP ELBOWS 45°



ITEM	SPECIFICS	CHROME	GROUP A	GROUP B	GROUP C
2487-	1¼" 45°	\$60.00	\$80.00	\$98.00	\$115.00
2488-	1½" 45°	\$70.00	\$90.00	\$105.00	\$125.00

- For use when sink drain and trap are not aligned
- All solid brass nuts with washers
- Fully polished and plated

## COUPLING



ITEM	SPECIFICS	CHROME	GROUP A	GROUP B	GROUP C
2480-	1½" x 1¼" Coupling	\$70.00	\$80.00	\$105.00	\$125.00
2481-	1¼" Coupling	\$70.00	\$80.00	\$105.00	\$125.00
2482-	1½" Coupling	\$70.00	\$80.00	\$105.00	\$125.00

- Used to attach two pipes together
- Use 2480- to join 1½" pipe to 1¼" pipe
- Use 2481- to join 1¼" pipe to 1¼" pipe
- Use 2482- to join 1½" pipe to 1½" pipe
- All solid brass nuts with washers

## SOLID BRASS SLIP NUTS



ITEM	SPECIFICS	CHROME	GROUP A	GROUP B	GROUP C
756-	1¼" x 1¼"	\$11.00	\$18.00	\$24.00	\$39.00
757-	1½" x 1½"	\$11.00	\$18.00	\$24.00	\$39.00
760-	1½" x 1¼"	\$11.00	\$18.00	\$24.00	\$39.00

- Perfect for use in split finish design
- Coarse threads

## PIPE COVERING TUBE



ITEM	SPECIFICS	CHROME	GROUP A	GROUP B	GROUP C
487-	2" O.D. x 6"	\$48.00	\$65.00	\$80.00	\$105.00

- Covers 1½" pipe
- Brass tubing
- Funnel shaped on one end

# BRASS TUB FACEPLATES

## CONCEALED MOUNT SQUARE OVERFLOW FACE PLATE



ITEM	SPECIFICS	CHROME	GROUP A	GROUP B	GROUP C
512-	No Hole	\$39.00	\$59.00	\$75.00	\$95.00

- Face plate for waste and overflow
- Complete with mounting bracket and screws
- Universal fit for most manufacturers
- JACLO unique concealed mounting design

## CONCEALED MOUNT ROUND OVERFLOW FACE PLATE



ITEM	SPECIFICS	CHROME	GROUP A	GROUP B	GROUP C
513-	No Hole	\$39.00	\$59.00	\$75.00	\$95.00

- Face plate for waste and overflow
- Complete with mounting bracket and screws
- Universal fit for most manufacturers
- JACLO unique concealed mounting design

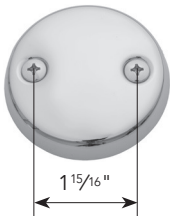
## SINGLE HOLE FACEPLATE



ITEM	SPECIFICS	CHROME	GROUP A	GROUP B	GROUP C
501-	Single Hole	\$17.00	\$36.00	\$42.00	\$52.00

- Faceplate for waste and overflow
- Complete with screw
- Universal fit for most manufacturers

## TWO HOLE FACEPLATE



ITEM	SPECIFICS	CHROME	GROUP A	GROUP B	GROUP C
502-	Two Hole	\$20.00	\$38.00	\$44.00	\$55.00

- Faceplate for waste and overflow
- Complete with screws
- Universal fit for most manufacturers

## TRIP LEVER FACEPLATE



ITEM	SPECIFICS	CHROME	GROUP A	GROUP B	GROUP C
503-	Two Hole	\$29.00	\$45.00	\$54.00	\$65.00

- Trip lever faceplate for waste and overflow
- Complete with screws
- Universal fit for most manufacturers

## FACEPLATE SCREWS



ITEM	SPECIFICS	CHROME	GROUP A	GROUP B	GROUP C
504-	2" Screw	\$6.00	\$8.00	\$10.00	\$17.00

- Fits overflow faceplates

# BRASS TUB DRAINS & COVERSION KITS

## TUB DRAIN GRID STRAINER



ITEM	SPECIFICS	CHROME	GROUP A	GROUP B	GROUP C
517-	Strainer and Screw	\$17.00	\$25.00	\$32.00	\$39.00

- All Brass
- Fits Gerber, JACLO and most other manufacturers

## DRAIN KIT FOR TRIP LEVER



ITEM	SPECIFICS	CHROME	GROUP A	GROUP B	GROUP C
518-	1½" Coarse Thread Body	\$39.00	\$50.00	\$59.00	\$78.00

- Heavy brass strainer body with strainer and screw
- 1½" IPS coarse thread body
- Fits Gerber, JACLO and most other manufacturers

## TRIP LEVER DRAIN KIT



ITEM	SPECIFICS	CHROME	GROUP A	GROUP B	GROUP C
519-	Trip Lever Faceplate and Strainer	\$46.00	\$65.00	\$86.00	\$104.00

- Brass trip lever, faceplate and grid strainer
- Complete with screws
- Fits Gerber, JACLO and most other manufacturers

## TRIP LEVER DRAIN KIT



ITEM	SPECIFICS	CHROME	GROUP A	GROUP B	GROUP C
520-	1½" Coarse Thread Body	\$68.00	\$95.00	\$113.00	\$143.00

- Heavy brass strainer body with strainer and screw
- 1½" IPS coarse thread body
- Brass trip lever faceplate with screws
- Fits Gerber, JACLO and most other manufacturers

TUB DRAIN TRIM

# BRASS TUB DRAIN CONVERSION KITS UNIVERSAL FIT



## SQUARE TOP TOE CONTROL DRAIN



1 1/2" x 1 3/8"  
Brass Bushing

ITEM	SPECIFICS	CHROME	GROUP A	GROUP B	GROUP C
532-	1 3/8" Fine thread with 1 1/2" bushing	\$64.00	\$104.00	\$120.00	\$140.00

- Design with bushing allows for use with 1 3/8" fine thread and 1 1/2" coarse thread drains
- Brass 3" square top
- Push down to open or close bath tub drain
- Brass body
- Spring loaded internal mechanism for easy use
- Fits JACLO, Watco, Gerber and most other manufacturers

## ROUND TOP TOE CONTROL DRAIN



1 1/2" x 1 3/8"  
Brass Bushing

ITEM	SPECIFICS	CHROME	GROUP A	GROUP B	GROUP C
530-	1 3/8" Fine thread with 1 1/2" bushing	\$64.00	\$104.00	\$120.00	\$140.00

- Design with bushing allows for use with 1 3/8" fine thread and 1 1/2" coarse thread drains
- Brass 3" round top
- Push down to open or close bath tub drain
- Brass body
- Spring loaded internal mechanism for easy use
- Fits JACLO, Watco, Gerber and most other manufacturers

## TOE CONTROL DRAIN STRAINER WITH SQUARE NO HOLE FACEPLATE



1 1/2" x 1 3/8"  
Brass Bushing

ITEM	SPECIFICS	CHROME	GROUP A	GROUP B	GROUP C
539-	No Hole	\$98.00	\$155.00	\$180.00	\$200.00

- Design with bushing allows for use with 1 3/8" fine thread and 1 1/2" coarse thread drains
- Complete with brass square no hole faceplate
- 3" Square brass top
- Brass body
- Spring loaded internal mechanism for easy use
- Fits JACLO, Watco, Gerber and most other manufacturers
- JACLO unique concealed mounting design

## TOE CONTROL DRAIN STRAINER WITH ROUND NO HOLE FACEPLATE



1 1/2" x 1 3/8"  
Brass Bushing

ITEM	SPECIFICS	CHROME	GROUP A	GROUP B	GROUP C
537-	No Hole	\$98.00	\$155.00	\$180.00	\$200.00

- Design with bushing allows for use with 1 3/8" fine thread and 1 1/2" coarse thread drains
- Complete with brass round no hole faceplate
- 3" Round brass top
- Brass body
- Spring loaded internal mechanism for easy use
- Fits JACLO, Watco, Gerber and most other manufacturers
- JACLO unique concealed mounting design

TUB DRAIN TRIM

# BRASS TUB DRAINS & CONVERSION KITS

## LIFT AND TURN DRAIN STRAINER



ITEM	SPECIFICS	CHROME	GROUP A	GROUP B	GROUP C
538-	1½" Coarse Thread Body	\$49.00	\$63.00	\$81.00	\$105.00

- Lift & turn bath plug
- Design with bushing allows for use with 1⅜" fine thread or 1½" coarse thread drains
- Fits Gerber, JACLO & most other manufacturers

## LIFT AND TURN DRAIN STRAINER WITH FACEPLATE (TWO HOLE)



ITEM	SPECIFICS	CHROME	GROUP A	GROUP B	GROUP C
541-	1½" Coarse Thread Body	\$88.00	\$122.00	\$156.00	\$200.00

- Lift & turn bath plug complete with brass round, no hole faceplate
- Design with bushing allows for use with 1⅜" fine thread or 1½" coarse thread drains
- Fits Gerber, JACLO & most other manufacturers
- JACLO unique concealed mounting design

## LIFT AND TURN DRAIN STRAINER WITH FACEPLATE (SINGLE HOLE)



ITEM	SPECIFICS	CHROME	GROUP A	GROUP B	GROUP C
540-	1½" Coarse Thread Body	\$66.00	\$94.00	\$116.00	\$150.00

- Lift & turn bath plug complete with brass single hole faceplate
- Design with bushing allows for use with 1⅜" fine thread or 1½" coarse thread drains
- Fits Gerber, JACLO & most other manufacturers

## LIFT AND TURN DRAIN STRAINER WITH FACEPLATE (TWO HOLE)



ITEM	SPECIFICS	CHROME	GROUP A	GROUP B	GROUP C
542-	1½" Coarse Thread Body	\$69.00	\$98.00	\$125.00	\$160.00

- Lift & turn bath plug complete with brass two hole faceplate
- Design with bushing allows for use with 1⅜" fine thread or 1½" coarse thread drains
- Fits Gerber, JACLO & most other manufacturers

TUB DRAIN TRIM

# BRASS TUB DRAINS & CONVERSION KITS

## TOE-CONTROL DRAIN STRAINER

Forged brass cap



ITEM	SPECIFICS	CHROME	GROUP A	GROUP B	GROUP C
529-	1½" Coarse Thread Body	\$49.00	\$63.00	\$81.00	\$105.00

- Push down to open or close bath tub drain
- Forged brass cap (1¼" diameter)
- Brass body
- Spring loaded internal mechanism for easy use
- Fits Gerber, JACLO and most other manufacturers

## TOE-CONTROL DRAIN STRAINER WITH FACEPLATE (SINGLE HOLE)

Forged brass cap



ITEM	SPECIFICS	CHROME	GROUP A	GROUP B	GROUP C
531-	1½" Coarse Thread Body	\$66.00	\$94.00	\$116.00	\$150.00

- Complete with brass single hole faceplate
- Complete with faceplate screw
- Forged brass cap (1¼" diameter)
- Brass body
- Spring loaded internal mechanism for easy use

## TOE-CONTROL DRAIN STRAINER WITH FACEPLATE (TWO HOLE)


Forged brass cap



ITEM	SPECIFICS	CHROME	GROUP A	GROUP B	GROUP C
535-	1½" Coarse Thread Body	\$69.00	\$98.00	\$125.00	\$160.00

- Complete with brass two hole faceplate
- Complete with two faceplate screws
- Forged brass cap (1¼" diameter)
- Brass body
- Spring loaded internal mechanism for easy use
- Fits Gerber, JACLO and most other manufacturers

## OLD STYLE TUB STRAINER



ITEM	SPECIFICS	CHROME	GROUP A	GROUP B	GROUP C
505-	Strainer with Bolt & Ring	\$35.00	\$48.00	\$59.00	\$90.00

- Old style replacement
- Use with four legged tubs
- Ring is for chain and rubber stopper

# BRASS TUB DRAINS & CONVERSION KITS

## EXTRA LONG THREADS FOR THICK TUBS (WITH & WITHOUT OVERFLOW)



### EXTRA LONG THREAD TOE CONTROL DRAIN STRAINER

Forged brass cap



ITEM	SPECIFICS	CHROME	GROUP A	GROUP B	GROUP C
529-75-	3" Long 1½" Coarse thread	\$100.00	\$125.00	\$140.00	\$165.00
529-100-	4" Long 1½" Coarse thread	\$115.00	\$145.00	\$170.00	\$185.00
529-125-	5" Long 1½" Coarse thread	\$135.00	\$165.00	\$190.00	\$205.00

- Available in 3", 4" and 5" long threads for thick tubs
- Forged brass cap (1¼" diameter)
- Brass body
- Fits JACLO, Gerber and most other manufacturers

### EXTRA LONG THREAD TOE CONTROL DRAIN STRAINER WITH OVERFLOW

Forged brass cap



ITEM	SPECIFICS	CHROME	GROUP A	GROUP B	GROUP C
533-75-	3" Long 1½" Coarse thread	\$125.00	\$150.00	\$175.00	\$210.00
533-100-	4" Long 1½" Coarse thread	\$140.00	\$165.00	\$190.00	\$225.00
533-125-	5" Long 1½" Coarse thread	\$165.00	\$190.00	\$225.00	\$260.00

- Available in 3", 4" and 5" long threads for thick tubs
- Forged brass cap (1¼" diameter)
- Brass body
- Fits JACLO, Gerber and most other manufacturers
- **Use for thick tubs requiring drain with overflow**

### EXTRA LONG THREAD TOE CONTROL DRAIN STRAINER WITH FACEPLATE (SINGLE HOLE)

Forged brass cap



ITEM	SPECIFICS	CHROME	GROUP A	GROUP B	GROUP C
531-75-	3" Long 1½" Coarse thread	\$130.00	\$156.00	\$175.00	\$210.00
531-100-	4" Long 1½" Coarse thread	\$140.00	\$176.00	\$205.00	\$230.00
531-125-	5" Long 1½" Coarse thread	\$160.00	\$204.00	\$244.00	\$250.00

- Available in 3", 4" and 5" long threads for thick tubs
- Complete with brass single hole faceplate
- Forged brass cap (1¼" diameter)
- Brass body
- Fits JACLO, Gerber and most other manufacturers

### EXTRA LONG THREAD TOE CONTROL DRAIN STRAINER WITH FACEPLATE (TWO HOLE)

Forged brass cap



ITEM	SPECIFICS	CHROME	GROUP A	GROUP B	GROUP C
535-75-	3" Long 1½" Coarse thread	\$130.00	\$160.00	\$184.00	\$220.00
535-100-	4" Long 1½" Coarse thread	\$145.00	\$180.00	\$214.00	\$240.00
535-125-	5" Long 1½" Coarse thread	\$165.00	\$200.00	\$234.00	\$260.00

- Available in 3", 4" and 5" long threads for thick tubs
- Complete with brass two hole faceplate
- Brass body
- Forged brass cap (1¼" diameter)
- Fits JACLO, Gerber and most other manufacturers




# BRASS TUB DRAINS & CONVERSION KITS

## EXTRA LONG THREADS FOR THICK TUBS



### EXTRA LONG THREAD TOE CONTROL DRAIN STRAINER WITH SQUARE FACEPLATE (NO HOLE)



ITEM	SPECIFICS	CHROME	GROUP A	GROUP B	GROUP C
539-75-	3" Long 1½" Coarse thread	\$140.00	\$183.00	\$210.00	\$255.00
539-100-	4" Long 1½" Coarse thread	\$155.00	\$203.00	\$240.00	\$275.00
539-125-	5" Long 1½" Coarse thread	\$175.00	\$223.00	\$260.00	\$295.00

- Available in 3", 4" and 5" long threads for thick tubs
- Complete with brass square no hole faceplate
- Brass body
- Fits JACLO, Gerber and most other manufacturers

### EXTRA LONG THREAD TOE CONTROL DRAIN STRAINER WITH ROUND FACEPLATE (NO HOLE)



ITEM	SPECIFICS	CHROME	GROUP A	GROUP B	GROUP C
537-75-	3" Long 1½" Coarse thread	\$140.00	\$183.00	\$210.00	\$255.00
537-100-	4" Long 1½" Coarse thread	\$155.00	\$203.00	\$240.00	\$275.00
537-125-	5" Long 1½" Coarse thread	\$175.00	\$223.00	\$260.00	\$295.00

- Available in 3", 4" and 5" long threads for thick tubs
- Complete with brass round no hole faceplate
- Brass body
- Fits JACLO, Gerber and most other manufacturers

# BRASS CABLE DRAIN TRIM FOR JACLO SUBASSEMBLY & JACLO PVC PIVOT OVERFLOW SUBASSEMBLY



## CABLE DRAIN TRIM



ITEM	CHROME	GROUP A	GROUP B	GROUP C
<b>309-</b>	\$89.00	\$140.00	\$170.00	\$185.00

- All brass construction
- Complements both traditional & contemporary styling
- Fits JACLO cable drain roughs

## CABLE DRAIN TRIM



ITEM	CHROME	GROUP A	GROUP B	GROUP C
<b>311-</b>	\$115.00	\$165.00	\$195.00	\$210.00

- All brass construction
- Complements both traditional & contemporary styling
- Fits JACLO cable drain roughs
- Lever handle makes trim ADA compliant

## CABLE DRAIN TRIM



ITEM	CHROME	GROUP A	GROUP B	GROUP C
<b>313-</b>	\$89.00	\$140.00	\$170.00	\$185.00

- All brass construction
- Complements both traditional & contemporary styling
- Fits JACLO cable drain roughs

## PVC BATH WASTE AND OVERFLOW SUBASSEMBLIES (NO TRIM)



ITEM	TUB DEPTH	CABLE LENGTH	PVC CABLE DRAIN BODIES ONLY
<b>335-LT-</b>	23" -26"	35"	\$85.00
<b>345-LT-</b>	27" -28"	45"	\$99.00

- JACLO schedule 40 PVC ball joint cable drain
- 35" or 45" cable lengths available to fit most tub depths
- Neck pivots at ball joint for easy installation
- All glue type tubes not included

### SUBASSEMBLIES ONLY



Neck pivots on ball joint

COMPLETE TUB/  
CABLE DRAINS

# NOTES

---



COMPLETE TUB/  
CABLE DRAINS

# BRASS CABLE DRAIN TRIM FOR GEBERIT SUBASSEMBLY & GEBERIT PVC TUBULAR SUBASSEMBLY




## CABLE DRAIN TRIM



ITEM	SPECIFICS	CHROME	GROUP A	GROUP B	GROUP C
508-	Universal Fit	\$89.00	\$140.00	\$170.00	\$185.00

- All brass construction
- Universal design to fit most manufacturers' cable drains
- Complements both contemporary & traditional styling
- Fits Geberit & most other manufacturers'

## CABLE DRAIN TRIM



ITEM	SPECIFICS	CHROME	GROUP A	GROUP B	GROUP C
410-	Universal Fit	\$89.00	\$140.00	\$170.00	\$185.00

- All brass construction
- Universal design to fit most manufacturers' cable drains
- Complements both contemporary & traditional styling
- Fits Geberit & most other manufacturers'


## CABLE DRAIN TRIM



ITEM	SPECIFICS	CHROME	GROUP A	GROUP B	GROUP C
411-	Universal Fit	\$115.00	\$165.00	\$195.00	\$210.00

- All brass construction
- Universal design to fit most manufacturers' cable drains
- Complements both contemporary & traditional styling
- Fits Geberit & most other manufacturers'
- Lever handle style makes trim ADA compliant

## EXTENSION FOR CABLE DRAINS



ITEM	SPECIFICS	ROUGH
508-EXT-	Extension	\$90.00

- For thicker tubs

## PVC TUBULAR BATH WASTE AND OVERFLOW SUBASSEMBLIES (GEBERIT) (NO TRIM)



ITEM	TUB DEPTH	CABLE LENGTH	PVC CABLE DRAIN BODIES ONLY
382-LT	12" -16"	17"	\$82.00
383-LT	17" -24"	27"	\$86.00
384-LT	23" -27"	33"	\$95.00

- Designed to fit most manufacturers bath and whirlpool tubs from 12"-27" deep
- Stainless steel cable for strength and durability
- Geberit subassemblies

SUBASSEMBLIES ONLY

COMPLETE TUB/  
CABLE DRAINS

# GEBERIT CABLE DRAIN SUBASSEMBLY (PVC/ABS) SCHEDULE 40 & BRASS TUBULAR



## PVC BATH WASTE AND OVERFLOW SUBASSEMBLIES (GEBERIT) (NO TRIM)



1½" PVC Schedule 40

ITEM	TUB DEPTH	CABLE LENGTH	PVC CABLE DRAIN BODIES ONLY
370-LT-	12" -16"	17"	\$82.00
372-LT-	17" -24"	27"	\$82.00
374-LT-	23" -27"	33"	\$92.00
376-LT-	28" -29"	43"	\$110.00

- Designed to fit most manufacturers bath and whirlpool tubs from 12" to 29" deep
- For 1½" PVC Schedule 40
- Stainless steel cable for strength and durability
- Complements both contemporary and traditional styling
- Geberit subassemblies

**SUBASSEMBLIES ONLY**

## ABS BATH WASTE AND OVERFLOW SUBASSEMBLIES (GEBERIT) (NO TRIM)



1½" ABS Schedule 40

ITEM	TUB DEPTH	CABLE LENGTH	ABS CABLE DRAIN BODIES ONLY
371-LT-	12" -16"	17"	\$82.00
373-LT-	17" -24"	27"	\$82.00
375-LT-	23" -27"	33"	\$92.00
377-LT-	28" -29"	43"	\$110.00

- Designed to fit most manufacturers bath and whirlpool tubs from 12" to 29" deep
- For 1½" ABS Schedule 40
- Stainless steel cable for strength and durability
- Complements both contemporary and traditional styling
- Geberit subassemblies

**SUBASSEMBLIES ONLY**

## BRASS BATH WASTE AND OVERFLOW SUBASSEMBLIES (GEBERIT) (NO TRIM)



ITEM	TUB DEPTH	CABLE LENGTH	BRASS DRAIN BODY ONLY
386-LT-	17" -24"	27"	\$395.00

- Designed to fit most manufacturers bath and whirlpool tubs from 12" -27" deep
- Stainless steel cable for strength and durability
- All brass
- Geberit subassemblies

**ALL BRASS SUBASSEMBLY**


COMPLETE TUB/  
CABLE DRAINS

# BRASS TUB DRAINS (HEAVY GAUGE, ALL BRASS TRIM)



**JACLO**  
Confidence from start to finish.™

## BOTTOM OUTLET STANDARD TRIP LEVER TUB WASTES



ITEM	TUB DEPTH	SHOE LENGTH	STYLE	CHROME	GROUP A	GROUP B	GROUP C
349-	14"-16"	6"	Bottom Outlet	\$165.00	\$215.00	\$250.00	\$285.00
350-	17"-26"	10"	Bottom Outlet	\$195.00	\$245.00	\$285.00	\$315.00
351-	17"-26"	20"	Bottom Outlet	\$240.00	\$295.00	\$335.00	\$375.00

### FULLY POLISHED AND PLATED

362-	17"-26"	10"	Bottom Outlet	\$325.00	\$380.00	\$475.00	\$590.00
361-	17"-26"	20"	Bottom Outlet	\$340.00	\$415.00	\$515.00	\$625.00

## BOTTOM OUTLET STANDARD TOE CONTROL TUB WASTES

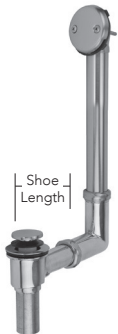


ITEM	TUB DEPTH	SHOE LENGTH	STYLE	CHROME	GROUP A	GROUP B	GROUP C
353-	14"-16"	6"	Bottom Outlet	\$170.00	\$215.00	\$250.00	\$285.00
354-	17"-26"	10"	Bottom Outlet	\$195.00	\$245.00	\$285.00	\$315.00
355-	17"-26"	20"	Bottom Outlet	\$240.00	\$295.00	\$335.00	\$375.00

### FULLY POLISHED AND PLATED

366-	17"-26"	10"	Bottom Outlet	\$305.00	\$365.00	\$450.00	\$590.00
365-	17"-26"	20"	Bottom Outlet	\$320.00	\$395.00	\$490.00	\$625.00

## DIRECT OUTLET TOE CONTROL TUB WASTES



ITEM	TUB DEPTH	SHOE LENGTH	STYLE	CHROME	GROUP A	GROUP B	GROUP C
396-	14"-16"	6"	Direct Outlet	\$395.00	\$415.00	\$495.00	\$525.00
397-	17"-26"	10"	Direct Outlet	\$425.00	\$450.00	\$530.00	\$550.00

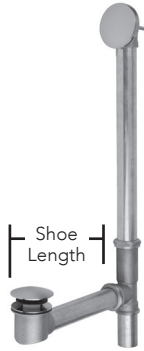
### FULLY POLISHED AND PLATED

398-	17"-26"	10"	Direct Outlet	\$575.00	\$675.00	\$750.00	\$795.00
------	---------	-----	---------------	----------	----------	----------	----------

# BRASS TUB DRAINS (HEAVY GAUGE, ALL BRASS TRIM)



## BOTTOM OUTLET TOE CONTROL (ROUND) TUB WASTES



ITEM	TUB DEPTH	SHOE LENGTH	STYLE	CHROME	GROUP A	GROUP B	GROUP C
353-537-	14"-16"	6"	Bottom Outlet	\$205.00	\$245.00	\$295.00	\$315.00
354-537-	17"-26"	10"	Bottom Outlet	\$230.00	\$275.00	\$325.00	\$360.00
355-537-	17"-26"	20"	Bottom Outlet	\$255.00	\$320.00	\$370.00	\$405.00

### FULLY POLISHED AND PLATED

366-537-	17"-26"	10"	Bottom Outlet	\$360.00	\$450.00	\$530.00	\$675.00
365-537-	17"-26"	20"	Bottom Outlet	\$375.00	\$475.00	\$575.00	\$705.00

## BOTTOM OUTLET TOE CONTROL (SQUARE) TUB WASTES



ITEM	TUB DEPTH	SHOE LENGTH	STYLE	CHROME	GROUP A	GROUP B	GROUP C
353-539-	14"-16"	6"	Bottom Outlet	\$205.00	\$245.00	\$295.00	\$315.00
354-539-	17"-26"	10"	Bottom Outlet	\$230.00	\$275.00	\$325.00	\$360.00
355-539-	17"-26"	20"	Bottom Outlet	\$255.00	\$320.00	\$370.00	\$405.00

### FULLY POLISHED AND PLATED

366-539-	17"-26"	10"	Bottom Outlet	\$360.00	\$450.00	\$530.00	\$675.00
365-539-	17"-26"	20"	Bottom Outlet	\$375.00	\$475.00	\$575.00	\$705.00

## BOTTOM OUTLET LIFT & TURN (ROUND) TUB WASTES



ITEM	TUB DEPTH	SHOE LENGTH	STYLE	CHROME	GROUP A	GROUP B	GROUP C
357-513-	14"-16"	6"	Bottom Outlet	\$205.00	\$245.00	\$295.00	\$315.00
358-513-	17"-26"	10"	Bottom Outlet	\$230.00	\$275.00	\$325.00	\$360.00
359-513	17"-26"	20"	Bottom Outlet	\$255.00	\$320.00	\$370.00	\$405.00

### FULLY POLISHED AND PLATED

369-513	17"-26"	10"	Bottom Outlet	\$360.00	\$450.00	\$530.00	\$675.00
368-513	17"-26"	20"	Bottom Outlet	\$375.00	\$475.00	\$575.00	\$705.00

## BOTTOM OUTLET LIFT & TURN (SQUARE) TUB WASTES



ITEM	TUB DEPTH	SHOE LENGTH	STYLE	CHROME	GROUP A	GROUP B	GROUP C
357-512-	14"-16"	6"	Bottom Outlet	\$205.00	\$245.00	\$295.00	\$315.00
358-512-	17"-26"	10"	Bottom Outlet	\$230.00	\$275.00	\$325.00	\$360.00
359-512-	17"-26"	20"	Bottom Outlet	\$255.00	\$320.00	\$370.00	\$405.00

### FULLY POLISHED AND PLATED

369-512-	17"-26"	10"	Bottom Outlet	\$360.00	\$450.00	\$530.00	\$675.00
368-512-	17"-26"	20"	Bottom Outlet	\$375.00	\$475.00	\$575.00	\$705.00

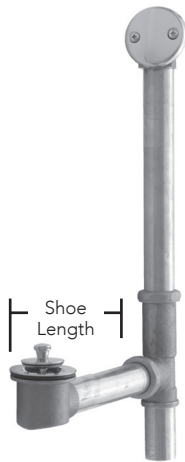
COMPLETE TUB/  
CABLE DRAINS

# BRASS TUB DRAINS (HEAVY GAUGE, ALL BRASS TRIM)



**JACLO**  
Confidence from start to finish.™

## BOTTOM OUTLET STANDARD LIFT & TURN (TWO HOLE) TUB WASTES

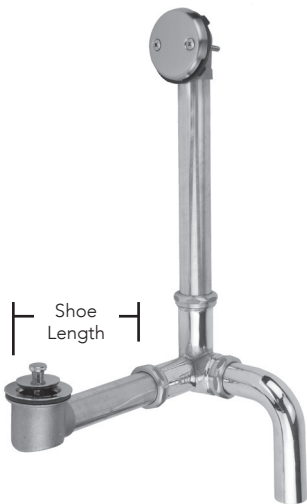


ITEM	TUB DEPTH	SHOE LENGTH	STYLE	CHROME	GROUP A	GROUP B	GROUP C
357-	14"-16"	6"	Bottom Outlet	\$165.00	\$215.00	\$250.00	\$285.00
358-	17"-26"	10"	Bottom Outlet	\$195.00	\$245.00	\$285.00	\$315.00
359-	17"-26"	20"	Bottom Outlet	\$240.00	\$295.00	\$335.00	\$375.00

### FULLY POLISHED AND PLATED

369-	17"-26"	10"	Bottom Outlet	\$325.00	\$380.00	\$475.00	\$590.00
368-	17"-26"	20"	Bottom Outlet	\$340.00	\$415.00	\$515.00	\$625.00

## SIDE OUTLET LIFT & TURN (TWO HOLE) TUB WASTES

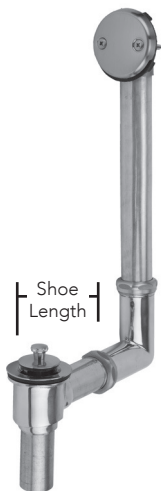


ITEM	TUB DEPTH	SHOE LENGTH	STYLE	CHROME	GROUP A	GROUP B	GROUP C
393-	14"-16"	6"	Side Outlet	\$395.00	\$415.00	\$495.00	\$525.00
394-	17"-26"	10"	Side Outlet	\$425.00	\$450.00	\$530.00	\$550.00

### FULLY POLISHED AND PLATED

395-	17"-26"	10"	Side Outlet	\$595.00	\$695.00	\$765.00	\$795.00
------	---------	-----	-------------	----------	----------	----------	----------

## DIRECT OUTLET LIFT & TURN (TWO HOLE) TUB WASTES



ITEM	TUB DEPTH	SHOE LENGTH	STYLE	CHROME	GROUP A	GROUP B	GROUP C
401-	14"-16"	6"	Direct Outlet	\$395.00	\$415.00	\$495.00	\$525.00
402-	17"-26"	10"	Direct Outlet	\$425.00	\$450.00	\$530.00	\$550.00

### FULLY POLISHED AND PLATED

403-	17"-26"	10"	Direct Outlet	\$595.00	\$695.00	\$765.00	\$795.00
------	---------	-----	---------------	----------	----------	----------	----------

COMPLETE TUB/  
CABLE DRAINS




# BRASS SPECIALTY TUB DRAINS

## TOE CONTROL FOR EXTRA THICK TUBS

& STANDING TUB WASTES *(Custom lengths available by special order)*



### TOE CONTROL FOR EXTRA THICK TUBS




ITEM	SPECIFICS	CHROME	GROUP A	GROUP B	GROUP C
360-75-	3" Long 1½" Coarse thread	\$290.00	\$350.00	\$390.00	\$445.00
360-100-	4" Long 1½" Coarse thread	\$310.00	\$365.00	\$410.00	\$470.00
360-125-	5" Long 1½" Coarse thread	\$330.00	\$395.00	\$435.00	\$495.00

- 10" length from center of shoe
- Adjusts to a maximum of 26"
- For use in bathtubs up to 4½" thick
- Heavy brass strainer body
- Heavy 17 gauge brass tubing
- Brass Gerber style show elbow
- 1½" IPS coarse thread shoe elbow
- Brass cap on the control mechanism

**CUSTOM LENGTHS AVAILABLE**

### TOE CONTROL FOR EXTRA THICK TUBS



ITEM	SPECIFICS	CHROME	GROUP A	GROUP B	GROUP C
363-75-	3" Long 1½" Coarse thread	\$415.00	\$470.00	\$555.00	\$610.00
363-100-	4" Long 1½" Coarse thread	\$430.00	\$490.00	\$580.00	\$635.00
363-125-	5" Long 1½" Coarse thread	\$450.00	\$515.00	\$615.00	\$665.00

- 10" length from center of shoe
- Adjusts to a maximum of 26"
- For use in bathtubs up to 4½" thick
- Heavy brass strainer body
- Heavy 17 gauge brass tubing
- Brass Gerber style show elbow
- 1½" IPS coarse thread shoe elbow
- Brass cap on the control mechanism

**ALL EXPOSED PARTS FULLY POLISHED AND PLATED**  
**CUSTOM LENGTHS AVAILABLE**

### FULLY POLISHED STANDING TUB WASTE



ITEM	SPECIFICS	CHROME	GROUP A	GROUP B	GROUP C
380-	Brass	\$1,050.00	\$1,375.00	\$1,695.00	\$1,850.00

- Fully polished
- Heavy 17 gauge brass
- Traditional style design
- Perfect for claw foot tubs
- Ideal for freestanding tubs complementing traditional design
- Decorative heavy solid brass floor escutcheon

**ALL EXPOSED PARTS FULLY POLISHED AND PLATED**  
**CUSTOM LENGTHS AVAILABLE**

COMPLETE TUB/  
CABLE DRAINS

# SHOWER DRAIN PLATES

## SHOWER DRAIN PLATE (3 3/8" DIAMETER)



ITEM	SPECIFICS	CHROME	GROUP A	GROUP B	GROUP C
<b>6230-</b>	<b>3 3/8" Diameter with screws</b>	<b>\$21.00</b>	<b>\$27.00</b>	<b>\$32.00</b>	<b>\$40.00</b>

- 3 3/8" diameter
- 2 7/8" center to center screw holes
- Fits Plumbing Products drains
- Use with 6233- square tile flange complete with screws

## SHOWER DRAIN PLATE (4 1/4" SQUARE)



ITEM	SPECIFICS	CHROME	GROUP A	GROUP B	GROUP C
<b>6231-</b>	<b>4 1/4" Square with screws</b>	<b>\$36.00</b>	<b>\$49.00</b>	<b>\$57.00</b>	<b>\$70.00</b>

- 4 1/4" Square
- Fits Plumbing Products drains
- Complete with screws

## SHOWER DRAIN PLATE (4 1/4" SQUARE)



ITEM	SPECIFICS	CHROME	GROUP A	GROUP B	GROUP C
<b>6233-</b>	<b>4 1/4" Square Tile Flange</b>	<b>\$15.00</b>	<b>\$22.00</b>	<b>\$25.00</b>	<b>\$30.00</b>

- 4 1/4" square tile flange
- Use with 6230- to complete set
- Fits Plumbing Products drains
- Can be used with 3 3/8" O.D. drain plates

## SHOWER DRAIN PLATE (3 1/4" DIAMETER)




ITEM	SPECIFICS	CHROME	GROUP A	GROUP B	GROUP C
<b>6235-</b>	<b>3 1/4" Diameter / Snap in</b>	<b>\$18.00</b>	<b>\$29.00</b>	<b>\$37.00</b>	<b>\$50.00</b>

- 3 1/4" Diameter
- 2 7/8" prong to prong
- Fits Casper and Oatey drain
- No screws required
- Snap in design

# SHOWER DRAIN PLATES


## SHOWER DRAIN PLATE (4 1/4" SQUARE)



ITEM	SPECIFICS	CHROME	GROUP A	GROUP B	GROUP C
<b>6264-</b>	4 1/4" Square with Screws	\$45.00	\$65.00	\$75.00	\$95.00

- 4 1/4" Square
- 2 5/8" Center to center screw holes
- Fits JACLO 86564


## SHOWER DRAIN PLATE (4 1/4" DIAMETER)



ITEM	SPECIFICS	CHROME	GROUP A	GROUP B	GROUP C
<b>6245-</b>	4 1/4" Diameter with screws	\$22.00	\$29.00	\$37.00	\$50.00

- 4 1/4" Diameter
- 2 5/8" center to center screw holes
- Fits JACLO 86563, Plastic Oddities and IPS
- Complete with screws

## SHOWER DRAIN PLATE (4 1/4" DIAMETER)



ITEM	SPECIFICS	CHROME	GROUP A	GROUP B	GROUP C
<b>6236-</b>	4 1/4" Diameter / Snap in	\$22.00	\$29.00	\$37.00	\$50.00

- 4 1/4" Diameter
- 2 5/8" prong to prong
- Fits JACLO 86560 and 86562, IPS, Casper, Zurn, Oatey and Mountain MT237 drain
- Snap in design
- No screws required

## SHOWER DRAIN PLATE (4" DIAMETER)



ITEM	SPECIFICS	CHROME	GROUP A	GROUP B	GROUP C
<b>6238-</b>	4" Diameter with screws	\$22.00	\$29.00	\$37.00	\$50.00

- 4" Diameter
- 3 5/8" center to center screw holes
- Fits Plastic Oddities, Prier Brass, Richmond Foundry and C.P. Industries.
- Complete with screws
- Solid Brass

## SHOWER DRAIN PLATE TO FIT FIAT



ITEM	SPECIFICS	CHROME	GROUP A	GROUP B	GROUP C
<b>6239-</b>	4 1/2" Diameter / Snap in	\$38.00	\$50.00	\$60.00	\$80.00

- 4 1/2" Diameter
- 3" Center to center prongs
- Fits Fiat drains
- Snap in design

# COMPLETE SHOWER DRAINS

## COMPLETE SQUARE SHOWER DRAIN




**Stainless Steel  
Drain plate**

ITEM	SPECIFICS	CHROME	GROUP A	GROUP B	GROUP C
<b>86564-</b>	<b>2" or 3" PVC</b>	<b>\$85.00</b>	<b>\$115.00</b>	<b>\$130.00</b>	<b>\$150.00</b>

- 4¼" Square drain plate
- 2½" Center to center screw holes
- Fits 2" or 3" PVC
- Clamping ring design allows for water tight seal on shower pan membrane
- **Drain plate only (JACLO 6264)**

## COMPLETE ROUND SHOWER DRAIN



**Stainless Steel  
Drain plate**

ITEM	SPECIFICS	CHROME	GROUP A	GROUP B	GROUP C
<b>86563-</b>	<b>2" or 3" PVC</b>	<b>\$65.00</b>	<b>\$80.00</b>	<b>\$88.00</b>	<b>\$95.00</b>

- 4¼" Diameter drain plate
- 2½" Center to center screw holes
- Fits 2" or 3" PVC
- Clamping ring design allows for water tight seal on shower pan membrane
- **Drain plate only (JACLO 6245)**

## NO CAULK SHOWER DRAIN



**Stainless Steel  
Drain plate**

ITEM	SPECIFICS	CHROME	GROUP A	GROUP B	GROUP C
<b>86560-</b>	<b>2" PVC</b>	<b>\$60.00</b>	<b>\$66.00</b>	<b>\$74.00</b>	<b>\$90.00</b>

- 4¼" Diameter snap in drain plate
- Fits 2" PVC
- Attaches by gluing or with no caulk rubber gasket
- **Drain plate only (JACLO 6236)**

## SHOWER STALL SHOWER DRAIN



**Stainless Steel  
Drain plate**

ITEM	SPECIFICS	CHROME	GROUP A	GROUP B	GROUP C
<b>86562-</b>	<b>2" PVC</b>	<b>\$60.00</b>	<b>\$66.00</b>	<b>\$74.00</b>	<b>\$90.00</b>

- 4¼" Diameter snap in drain plate
- Fits 2" PVC
- Attaches by gluing
- For use with pre formed shower stall bases
- Large body locknut allows easy installation
- **Drain plate only (JACLO 6236)**

# WASTE DISPOSAL AIR SWITCH & BUTTONS

## WASTE DISPOSAL AIR SWITCH



ITEM	CHROME	BSS	GROUP A	GROUP B	GROUP C
<b>2822-</b>	\$99.00	\$120.00	\$120.00	\$135.00	\$160.00

- BSS= Brushed Stainless Steel
- Air activated
- UL listed
- Easy installation
- Works with all continuous feed waste disposers with power cords

## WASTE DISPOSAL AIR SWITCH



ITEM	CHROME	BSS	GROUP A	GROUP B	GROUP C
<b>2824-</b>	\$99.00	\$120.00	\$120.00	\$135.00	\$160.00

- BSS= Brushed Stainless Steel
- Air activated
- UL listed
- Easy installation
- Works with all continuous feed waste disposers with power cords

## WASTE DISPOSAL AIR SWITCH



ITEM	CHROME	BSS	GROUP A	GROUP B	GROUP C
<b>2834-</b>	\$115.00	\$136.00	\$136.00	\$145.00	\$175.00

- BSS= Brushed Stainless Steel
- Air activated
- UL listed
- Easy installation
- Works with all continuous feed waste disposers with power cords
- Comes with 3 ft. power cord to allow easy placement of unit

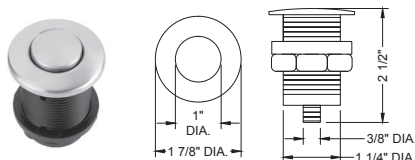
## WASTE DISPOSAL AIR SWITCH



ITEM	CHROME	BSS	GROUP A	GROUP B	GROUP C
<b>2835-</b>	\$115.00	\$136.00	\$136.00	\$145.00	\$175.00

- BSS= Brushed Stainless Steel
- Air activated
- UL listed
- Easy installation
- Works with all continuous feed waste disposers with power cords
- Comes with 3 ft. power cord to allow easy placement of unit

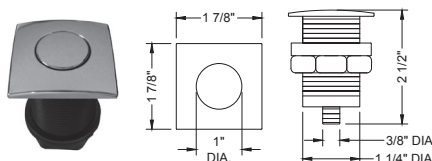
## WASTE DISPOSAL AIR SWITCH BUTTON



ITEM	CHROME	BSS	GROUP A	GROUP B	GROUP C
<b>2828-</b>	\$35.00	\$50.00	\$50.00	\$59.00	\$68.00

- BSS= Brushed Stainless Steel
- Easy installation

## WASTE DISPOSAL AIR SWITCH BUTTON



ITEM	CHROME	BSS	GROUP A	GROUP B	GROUP C
<b>2830-</b>	\$35.00	\$50.00	\$50.00	\$59.00	\$68.00

- BSS= Brushed Stainless Steel
- Easy installation

# KITCHEN DRAINS & ACCESSORIES

## BRASS DUO STRAINER FOR KITCHEN SINKS



ITEM	SPECIFICS	CHROME	GROUP A	GROUP B	GROUP C
<b>2806-</b>	Brass	\$69.00	\$120.00	\$140.00	\$190.00

- 3½" diameter complete strainer
- Fits most kitchen sink brands
- Brass basket insert strainer included
- Heavy duty forged brass construction of body

## REPLACEMENT BASKET



ITEM	SPECIFICS	CHROME	GROUP A	GROUP B	GROUP C
<b>2803-</b>	Brass	\$28.00	\$45.00	\$55.00	\$65.00

- Brass replacement basket only for JACLO 2806-
- Fits most other manufactures

## BRASS ADJUSTABLE STRAINER FOR KITCHEN SINKS



ITEM	SPECIFICS	CHROME	GROUP A	GROUP B	GROUP C
<b>2804-</b>	Brass	\$105.00	\$160.00	\$190.00	\$225.00

- 3½" diameter complete post-type sink strainer assembly
- All brass body
- Adjusts to fit sinks up to 2" thick
- Fits most kitchen sink brands
- Spring loaded ball detent with positive open position

## REPLACEMENT BASKET



ITEM	SPECIFICS	CHROME	GROUP A	GROUP B	GROUP C
<b>2805-</b>	Stainless Steel	\$25.00	\$45.00	\$55.00	\$65.00

- Brass replacement basket only for JACLO 2804- and 2807-
- Fits most other manufactures
- Spring loaded ball detent with positive open position

## ADJUSTABLE LUTZ SINK STRAINER FOR KITCHEN SINKS



ITEM	SPECIFICS	CHROME	GROUP A	GROUP B	GROUP C
<b>2807-</b>	Stainless steel	\$55.00	\$95.00	\$105.00	\$130.00

- 3½" diameter complete post-type sink strainer assembly
- ABS body with stainless steel basket & flange
- Adjusts to fit sinks up to 2" thick
- Fits most kitchen sink brands
- Spring loaded ball detent with positive open position

Includes 2½" adjustment screw for thick sinks

# KITCHEN DRAINS & ACCESSORIES

## KITCHEN SINK STRAINER W/ POLYPROPYLENE BODY



ITEM	SPECIFICS	STAINLESS STEEL
2808-BX-BSS	Plain white box	\$45.00
2808-BSS	JACLO beauty box	\$49.00

- Economy kitchen strainer Compare to MT300/BRS
- 3½" Diameter complete post-type sink strainer assembly
- Polypropylene body with brushed stainless steel basket & flange
- Adjusts to fit sinks up to 5/8" thick
- Fits most kitchen sink brands
- Spring loaded ball detent with positive open position
- Stainless steel finish does not match JACLO kitchen strainers or disposal flanges

## ROUND REMOTE KITCHEN STRAINER



ITEM	SPECIFICS	CHROME	GROUP A	GROUP B	GROUP C
2836-	Round push button	\$98.00	\$130.00	\$185.00	\$225.00

- 3½" Diameter sink strainer assembly
- Polypropylene body with stainless steel basket & flange
- All brass push button & trim
- 30" Stainless steel cable
- Unique push button mechanism locks basket in open/close position (like ball point pen)

## SQUARE REMOTE KITCHEN STRAINER



ITEM	SPECIFICS	CHROME	GROUP A	GROUP B	GROUP C
2837-	Square push button	\$98.00	\$130.00	\$185.00	\$225.00

- 3½" Diameter sink strainer assembly
- Polypropylene body with stainless steel basket & flange
- All brass push button & trim
- 30" Stainless steel cable
- Unique push button mechanism locks basket in open/close position (like ball point pen)

# KITCHEN DRAINS & ACCESSORIES

## DISPOSAL FLANGE WITH STOPPER



ITEM	SPECIFICS	CHROME	GROUP A	GROUP B	GROUP C
<b>2815-</b>	Flange & Stopper	\$68.00	\$95.00	\$125.00	\$145.00

- Brass construction
- 3½" Diameter
- Easy installation
- Positive seal stopper
- For continuous feed disposers only
- Fits ISE (including Evolution Series), Kenmore, KitchenAid and Maytag

## DISPOSAL FLANGE WITH STRAINER



ITEM	SPECIFICS	CHROME	GROUP A	GROUP B	GROUP C
<b>2827-</b>	Flange & Strainer	\$75.00	\$99.00	\$129.00	\$162.00

- Brass construction
- 3½" Diameter
- Easy installation
- Positive seal stopper
- For continuous feed disposers only
- Fits ISE (including Evolution Series), Kenmore, KitchenAid and Maytag

## DISPOSAL FLANGE ONLY



ITEM	SPECIFICS	CHROME	GROUP A	GROUP B	GROUP C
<b>2815-F-</b>	Flange Only	\$36.00	\$54.00	\$67.00	\$76.00

- Brass construction
- 3½" Diameter
- Easy installation
- For continuous feed disposers only
- Fits ISE (including Evolution Series), Kenmore, KitchenAid and Maytag

## DISPOSAL STOPPER



ITEM	SPECIFICS	CHROME	GROUP A	GROUP B	GROUP C
<b>2817-</b>	Stopper Only	\$32.00	\$41.00	\$58.00	\$69.00

- Brass construction
- Positive seal stopper
- Fits JACLO 2815-, 2819-, ISE, Kenmore, KitchenAid and Maytag

## DISPOSAL STRAINER WITH STOPPER



ITEM	SPECIFICS	CHROME	GROUP A	GROUP B	GROUP C
<b>2818-</b>	Strainer with Stopper Only	\$39.00	\$45.00	\$62.00	\$86.00

- Perfect to use with single bowl sinks with garbage disposal
- Fits JACLO 2815-, 2819-, 2821- and 2823-, most continuous feed disposals including, ISE, Kenmore, KitchenAid, Maytag, Franke, Waste King Gourmet Custom Series, and Mountain Perfect Grind



# KITCHEN DRAINS & ACCESSORIES

## DISPOSAL FLANGE (EXTRA DEEP) WITH STOPPER



ITEM	SPECIFICS	CHROME	GROUP A	GROUP B	GROUP C
<b>2819-</b>	Flange & Stopper	\$89.00	\$108.00	\$135.00	\$155.00

- Brass construction
- 3½" Diameter
- Easy installation
- Fits sinks up to 2" thick
- Positive seal stopper
- For continuous feed disposers only
- Fits ISE (including Evolution Series), Kenmore, KitchenAid and Maytag

## DISPOSAL FLANGE (EXTRA DEEP) WITH STRAINER



ITEM	SPECIFICS	CHROME	GROUP A	GROUP B	GROUP C
<b>2829-</b>	Flange & Stopper	\$95.00	\$105.00	\$145.00	\$165.00

- Brass construction
- 3½" Diameter
- Easy installation
- Fits sinks up to 2" thick
- Positive seal stopper
- For continuous feed disposers only
- Fits ISE (including Evolution Series), Kenmore, KitchenAid and Maytag

## DISPOSAL STOPPER



ITEM	SPECIFICS	CHROME	GROUP A	GROUP B	GROUP C
<b>2817-</b>	Stopper Only	\$32.00	\$41.00	\$58.00	\$69.00

- Brass construction
- Positive seal stopper
- Fits JACLO 2815-, 2819-, ISE, Kenmore, KitchenAid and Maytag

## DISPOSAL STRAINER WITH STOPPER



ITEM	SPECIFICS	CHROME	GROUP A	GROUP B	GROUP C
<b>2818-</b>	Strainer with Stopper Only	\$39.00	\$45.00	\$62.00	\$86.00

- Perfect to use with single bowl sinks with garbage disposal
- Fits JACLO 2815-, 2819-, 2821- and 2823-, most continuous feed disposals including, ISE, Kenmore, KitchenAid, Maytag, Franke, Waste King Gourmet Custom Series, and Mountain Perfect Grind

KITCHEN DRAINS/  
ACCESSORIES

# KITCHEN DRAINS & ACCESSORIES

## DISPOSAL FLANGE WITH STOPPER



ITEM	SPECIFICS	CHROME	GROUP A	GROUP B	GROUP C
2821-	Flange & Stopper	\$68.00	\$95.00	\$125.00	\$145.00

- Brass construction
- 3½" Diameter
- Easy installation
- Positive seal stopper
- For continuous feed disposers only

• Fits Franke, Waste King Gourmet Custom Series (Three bolt design only) and Mountain Perfect Grind

## DISPOSAL FLANGE WITH STRAINER



ITEM	SPECIFICS	CHROME	GROUP A	GROUP B	GROUP C
2831-	Flange & Strainer	\$75.00	\$99.00	\$129.00	\$162.00

- Brass construction
- 3½" Diameter
- Easy installation
- Positive seal stopper
- For continuous feed disposers only

• Fits Franke, Waste King Gourmet Custom Series (Three bolt design only) and Mountain Perfect Grind

## DISPOSAL STOPPER



ITEM	SPECIFICS	CHROME	GROUP A	GROUP B	GROUP C
2825-	Stopper Only	\$32.00	\$41.00	\$58.00	\$69.00

- Brass construction
- Positive seal stopper

• Fits JACLO 2821-, 2823-, Franke, Waste King Gourmet Custom Series, and Mountain Perfect Grind

## DISPOSAL STRAINER WITH STOPPER



ITEM	SPECIFICS	CHROME	GROUP A	GROUP B	GROUP C
2818-	Strainer with Stopper Only	\$39.00	\$45.00	\$62.00	\$86.00

- Perfect to use with single bowl sinks with garbage disposal

• Fits JACLO 2815-, 2819-, 2821- and 2823-, most continuous feed disposals including, ISE, Kenmore, KitchenAid, Maytag, Franke, Waste King Gourmet Custom Series, and Mountain Perfect Grind

# KITCHEN DRAINS & ACCESSORIES

## DISPOSAL FLANGE (EXTRA DEEP) WITH STOPPER



ITEM	SPECIFICS	CHROME	GROUP A	GROUP B	GROUP C
<b>2823-</b>	Flange & Stopper	\$89.00	\$101.00	\$135.00	\$155.00

- Easy installation
- Positive seal stopper
- Brass construction
- Fits fireclay farm sinks up to 2" thick
- Fits concrete farm sinks up to 2" thick
- Fits porcelain farm sinks up to 2" thick
- Fits soapstone farm sinks up to 2" thick
- For continuous feed disposers only

• Fits Franke, Waste King Gourmet Custom Series (Three bolt design only) and Mountain Perfect Grind

## DISPOSAL FLANGE (EXTRA DEEP) WITH STRAINER



ITEM	SPECIFICS	CHROME	GROUP A	GROUP B	GROUP C
<b>2833-</b>	Flange & Strainer	\$95.00	\$105.00	\$145.00	\$165.00

- Easy installation
- Positive seal stopper
- Brass construction
- Fits fireclay farm sinks up to 2" thick
- Fits concrete farm sinks up to 2" thick
- Fits porcelain farm sinks up to 2" thick
- Fits soapstone farm sinks up to 2" thick
- For continuous feed disposers only

• Fits Franke, Waste King Gourmet Custom Series (Three bolt design only) and Mountain Perfect Grind

## DISPOSAL STOPPER



ITEM	SPECIFICS	CHROME	GROUP A	GROUP B	GROUP C
<b>2825-</b>	Stopper Only	\$32.00	\$41.00	\$58.00	\$69.00

- Brass construction
- Positive seal stopper

• Fits JACLO 2821-, 2823-, Franke, Waste King Gourmet Custom Series, and Mountain Perfect Grind

## DISPOSAL STRAINER WITH STOPPER



ITEM	SPECIFICS	CHROME	GROUP A	GROUP B	GROUP C
<b>2818-</b>	Strainer with Stopper Only	\$39.00	\$45.00	\$62.00	\$86.00

- Perfect to use with single bowl sinks with garbage disposal

• Fits JACLO 2815-, 2819-, 2821- and 2823-, most continuous feed disposals including, ISE, Kenmore, KitchenAid, Maytag, Franke, Waste King Gourmet Custom Series, and Mountain Perfect Grind

# BAR STRAINERS & ACCESSORIES

## JUNIOR DUO SINK STRAINER



ITEM	CHROME	GROUP A	GROUP B	GROUP C
<b>2801-</b>	\$39.00	\$59.00	\$73.00	\$90.00

- 2 $\frac{1}{8}$ " Diameter top flange
- Brass body
- Brass strainer basket lifts out for easy cleaning
- Fits standard 2" drain opening
- All components fully plated

## JUNIOR DUO SINK STRAINER WITH ABS BODY



ITEM	CHROME	GROUP A	GROUP B	GROUP C
<b>2802-</b>	\$39.00	\$59.00	\$73.00	\$90.00

- 2 $\frac{3}{4}$ " Top flange
- ABS body with stainless steel basket & flange
- Brass strainer basket lifts out for easy cleaning
- Fits standard 2" drain opening

## DEEP CUP BAR SINK STRAINER



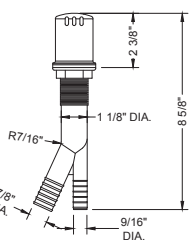
ITEM	CHROME	GROUP A	GROUP B	GROUP C
<b>2826-</b>	\$39.00	\$59.00	\$75.00	\$95.00

- 2 $\frac{1}{8}$ " Diameter top flange
- Brass body
- Brass strainer basket lifts out for easy cleaning
- Fits standard 2" drain opening
- All components fully plated

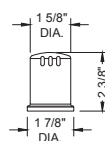
## AIR GAP & AIR GAP CAP



6947



6948



ITEM	SPECIFICS	STAINLESS	CHROME	GROUP A	GROUP B	GROUP C
<b>6947-</b>	Complete Air Gap	\$30.00	\$27.00	\$43.00	\$50.00	\$75.00
<b>6948-</b>	Air Gap Only	\$18.00	\$15.00	\$31.00	\$38.00	\$52.00

- For use in municipalities requiring air gap for dishwasher installation to meet code
- All brass cap
- IAPMO / CSA approved
- For decorative design finished cap fits flush to counter or sink
- Fits most other manufactures air gaps

## FAUCET HOLE COVER



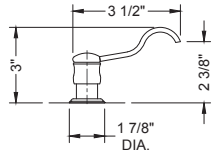
All Brass Cap

ITEM	CHROME	GROUP A	GROUP B	GROUP C
<b>2820-</b>	\$28.00	\$33.00	\$43.00	\$55.00

- All brass decorative design
- Designer finish
- Use to cover unused sink accessory holes

# SOAP & LOTION DISPENSERS

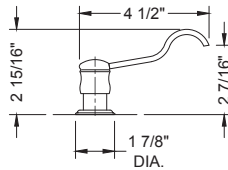
## TRADITIONAL KITCHEN & BATH SOAP/LOTION DISPENSER



ITEM	SPECIFICS	CHROME	GROUP A	GROUP B	GROUP C
1205-	Deck mounted	\$135.00	\$150.00	\$165.00	\$180.00

- 3 1/4" spout
- Round base
- 8 oz. plastic reservoir bottle
- Top fill

## TRADITIONAL KITCHEN & BATH SOAP/LOTION DISPENSER WITH EXTRA LONG SPOUT



ITEM	SPECIFICS	CHROME	GROUP A	GROUP B	GROUP C
1206-	Deck mounted	\$150.00	\$165.00	\$180.00	\$195.00

- 4 1/2" spout
- Round base
- 8 oz. plastic reservoir bottle
- Top fill

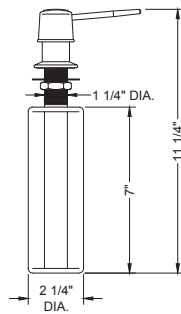
## EXTENSION KIT FOR COLONIAL KITCHEN & BATH SOAP/LOTION DISPENSER



ITEM	SPECIFICS	ROUGH
1205-EXT-	1" Extension	38.00

- Extension available for extra thick counters
- Extension available for 1205- & 1206-

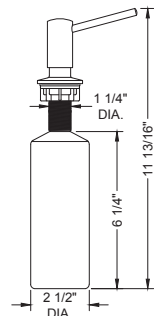
## HEAVY DUTY PUMP SOAP/LOTION DISPENSER



ITEM	SPECIFICS	CHROME	SN
6025-	Deck mounted	\$58.00	\$80.00

- 3" spout
- Easy connect 16 oz. plastic reservoir bottle
- Smooth reliable pumping action
- Top fill

## CONTEMPO PUMP SOAP/LOTION DISPENSER



ITEM	SPECIFICS	CHROME	GROUP A	GROUP B	GROUP C
6028-	Deck mounted	\$95.00	\$110.00	\$150.00	\$190.00

- 3" spout
- Round base
- 16 oz. plastic reservoir bottle
- Smooth reliable pumping action
- Top fill