



SAND ART.

ATTACH A
PHOTO OF
YOUR
CREATION
HERE!

2 Pour a couple of colors of sand right here.



Mix 'em up good.
Now separate the
grains into piles
by color! **BETCHA
CAN'T
DO IT!**

DON'T HAVE COLORED SAND? MAKE YOUR OWN!

3 Tape some sand on this spot:



Look at the sand closely.
Maybe through one of these!



→ SALT + FOOD COLORING + ZIP TOP BAG + SHAKE


WHAT'S IN



YOUR DRAWER?


WRITE, DRAW, OR ATTACH STUFF THAT WOULD BE IN THE CHRISTIAN FOLDER.

USE WORDS, SYMBOLS, STORIES...



USE A
REAL
FOLDER

CHRISTIANITY +



SIN


HOLIDAYS:



BEATITUDES



MY
FAITH
STORY:



The Challenge:

COMBINE different religious symbols to create
your very own, BRAND-NEW Super Religion!

① Write down some different Religions you know about.
WHAT'S COOL ABOUT THEM? WHAT SYMBOL could you use
to represent the COOL STUFF?

② ROLL your CLAY INTO A BALL.

③ Divide up the religious SYMBOLS you
came up with, AND Create THEM WITH THE CLAY.

④ Cleverly COMBINE all the CLAY
SCULPTURES INTO A SUPER SYMBOL!

⑤ Use your SUPER SYMBOL to EXPLAIN
your brand-new Religion to someone else!



SNAP A PICTURE OF YOUR NEW
Religious SYMBOL. PRINT + clip it to this page!

it's time...

(DRUMROLL PLEASE)

... TO BUILD A SUGAR CUBE

STRUCTURE THAT WILL
GO ALL THE WAY TO

Heaven! *

(ooooooooh! ...AHHH!)

READY! SET! (GO!)

WHAT you NEED:

□ SUGAR CUBES.
LOTS OF 'EM!

□ FROSTING. YUM!

□ FOOD COLORING
(careful: it'll STAIN
YER FINGERS)

□ KNIVES. PLASTIC OR
METAL. (BUT NOT
THE SHARP KIND)

□ DENTIST. (ok, MAYBE
NOT. JUST DON'T EAT
ALL THE SUGAR CUBES!)

← STACK FAST + FURIOUS! THIS Tower's EDIBLE. BUT IF U EAT IT ALL, NO ONE WILL

* OR AT LEAST ALL
THE WAY UNTIL
YOU RUN OUT OF
SUGAR CUBES.

THEN CHECKOUT
Genesis 11:1-9

TO SUGAR CUBES.
BECAUSE YOUR MOUTH WILL BE FULL

UNDERSTAND YOU! • DON'T TIP IT OVER, ROVERZ...



2+

129