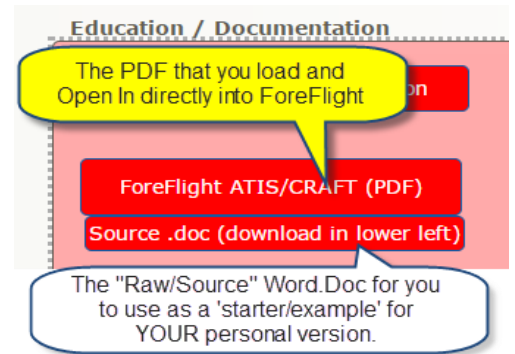


To get this (or any) PDF from a website into your ForeFlight:

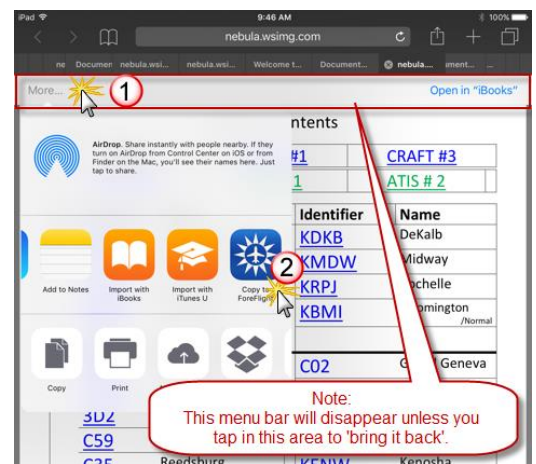
1) Open the PDF from Henry's website, from your iPad:

- Go to www.N78HF.com
- Go to [Documents and Videos] in top right
- Select the (red) [ForeFlight ATIS/CRAFT PDF]
- This will open the document on your iPad, to read.

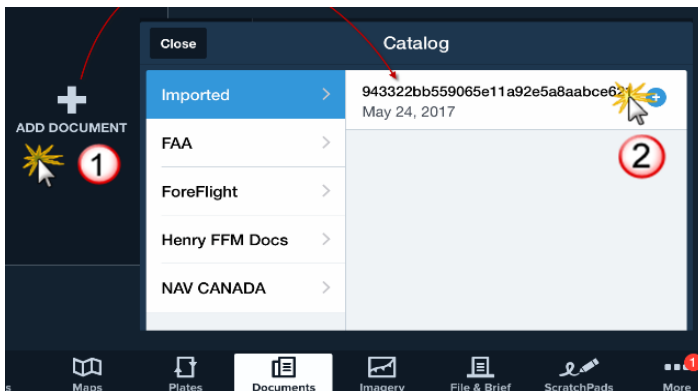


2) Transfer the PDF to your iPad

- Subtle!: there is a 'disappearing' menu bar at the top where the PDF happens to say "Table of Contents". Tap up there to re-show that menu (if missing), then select **MORE...** in the upper left
- Then swipe (right) to see the option **Copy To ForeFlight** and select that option



3) Open in ForeFlight



- This will bring you to the ForeFlight 'documents' section.
- Tap **Add Document**, and then select the PDF from the **IMPORTED** section (the filename is a random string of letters and numbers, but it is the PDF just read in).
- This is now in your ForeFlight "Documents"!