

Day 5: Jesus travels to the lake

JESUS SENDS THE DISCIPLES OUT

Scripture reference: Matthew 28:16-20

Theme verse: Matthew 28:19

Go therefore and make disciples of all nations, baptizing them in the name of the Father, and of the Son, and of the Holy Spirit.

Catch phrase: **Awesome are your feet ... they GO into the world!**

Lesson goals and objectives:

Your family will explore the story of the great commission and learn:

- Jesus says **GO!** Disciples should get walking!
- Throughout this week, children and families have explored together what it means to follow Jesus with a focus on how to do this from home. But what happens next? What happens when we are called to leave our homes?
- We will discover and explore discipleship beyond our home.

daily supply list



Pack your bag

Your supply list for today is:





- A candle
- Flat Jesus
- Theme verse coloring page (p. 16) and catch phrase coloring page (p. 68)
- Your Bible
- Materials for the Bible story response (see p. 62)
- Arts and crafts supplies (see p. 64)
- Science supplies (see p. 64-65)
- Fish beanbag materials
- A way to play/listen to music
- Materials to finish your Flat Jesus journal



OUR JOURNEY BEGINS

Gathering activity and theme exploration

We made it! It's our final day of Staycation Bible School. Find a quiet spot to gather together as a family and don't forget to bring Flat Jesus along!

-  1. Light a candle to represent the light of Christ present with you.
-  2. Share something new you learned this week.
-  3. Share your favorite activity that you did with your family.
-  4. Sing some "car tunes" together.
5. Say a prayer together.

Scan in your Spotify app to go directly to the playlist!



Opening prayer

God of the journey, it's the end of the week! We have journeyed to a lake, on a boat and an upper room — but we never left our home. We found time to take a break and get away, but we never left our home. And we learned that we are never alone. Jesus was with us as we learned and played, sang songs and made art, learned about mission workers and joined in God's mission work. Thank you for never leaving us and always walking alongside of us as we go on the journey, even when we are at home. Amen.



OPENING ACTIVITY

Traveler's choice!

Did you have a favorite activity this week? We played:

- **I'm going on a journey**
- **Would you rather?**
- **Deserted island**
- **Road trip questions**

Choose your favorite activity and play it again today.



EXPLORE THE THEME

Find your Bible verse coloring sheet. (The theme verse coloring sheet is on page 16.)
Read the Scripture verse together.



Theme verse: Isaiah 52:7 (From the Message)

*How beautiful on the mountains
are the feet of the messenger bringing good news,
Breaking the news that all's well,
proclaiming good times, announcing salvation,
telling Zion, "Your God reigns!"*

Our theme Bible verse is in the Old Testament. But did you know that in the New Testament, Paul references this verse in the letter he wrote to the Romans? In Romans 10, Paul asks: "How do people know to call on God? How are they to believe in a God they have not seen? How can they hear about God without someone who proclaims God?" And then he recalls this verse from Isaiah, "Beautiful are the feet of those who bring good news!"

How beautiful, amazing, wonderful, awesome are YOUR feet! Today you will have a chance to create your own "beautiful feet" to remember that you carry the good news of Jesus' love everywhere you go! Use the blank footprints and decorate your feet. You can use markers and fill in all the ways you will follow Jesus. Or you can use tissue paper or paint and be creative.

CONNECTION POINT: Share your "beautiful feet" with your church. They could make a display of all the feet for all to see when you gather in your building again.

Let's say our theme phrase together:

Awesome are your FEET ... they GO into the world!



Color and decorate your Day 5 theme phrase coloring page.

Today's theme is about going into the world. Color the feet to look like the earth. Use your blue and green crayons and markers. Hang it up and use it to decorate your Staycation Bible School space.

LEARNING ALONG THE WAY — EXPLORING THE STORY



Read: Matthew 28:16-20

Travel guide note: Like the theme on Day 3, today's Bible exploration time is not a long story to read, but instead a few short verses about being sent out. These verses come at the end of the Gospel of Matthew; Christ has risen from the tomb and he is meeting with his gathered disciples. Imagine how the disciples might have been feeling in that moment. Scared? Maybe still a little sad? Confused? Jesus has just died, but then he rose, and now the risen Christ has appeared to them. But Jesus has given them what they need. And in this appearance together he sends them out. He tells them to GO and do as I have done.

I have been thinking a lot about the end of the school year. I have many teachers who made an important impact on my life and they are now making a huge impact on my kids' lives. When we finish a school year, a part of that teacher is always with us, always influencing small ways we live. Sometimes we might not even know it. For example, whenever I write, I always have my 10th grade English teacher in my ear, challenging me to not use contractions in my writing and to avoid the word "thing" and to be descriptive.

This doesn't sound very different from Jesus. Teaching his disciples through modeling how to love others, challenging them to get out of the boat and encouraging them when they doubted are the many ways he taught them and gave them what they needed to go into the world and do likewise. As you read the verses today with your family, reflect on what you have learned from Jesus this week and how you will go and do as Jesus has taught you.



Bible exploration and reflection

1. Think of your teachers at school. What have you learned from them? Make a list. Notice what is on your list. Some are important academic skills (learning letters, how to read, adding and subtracting). Some are important skills for being a good person (sharing, working out a conflict with a friend). When you leave a teacher and go to another grade, you don't unlearn what they teach you. Some of the learning sticks with you.
2. Let's go to the Bible and read today's story. It's a short one. It is time for Jesus to return to heaven. But before he goes, he reminds the disciples that he has taught them everything they need. He tells them to do something. Listen to the Bible verses very carefully and see if you can hear what he tells them to do.
3. Read Matthew 28:16-20 together.

4. Did you hear what he told them to do? (Make disciples, teach them.)
5. This sounds very familiar. Is there a story that we read this week that has a similar command/promise? (You will become fishers of people.)
6. At the beginning of Matthew, Jesus tells them he will teach them how to be a disciple and at the end of Matthew he tells them they are ready to teach others how to be disciples.
7. Make a list of what you have learned about following Jesus.
8. It's hard to think about "going into the world" and sharing the love of Jesus when we are staying close to home. It's also hard to "go into the world" when you are a kid. But this week we explored ways that we can be disciples even when we are staying close to our home. Spend some time sharing together the ways you have learned that you can "go" into the world, even when you are close to home. (Think about what you learned about mission co-workers in the Presbyterian Church and some of the Make your Mark activities).
9. Make a plan. Choose one way that your family would like to "GO" into the world this summer and share the love of Jesus with others. Write it down and hang it up where you can see and remember it.

CONNECTION POINT: Share your plan with your church family. Gather each family's plan and make a "Church GO LIST"! See all the ways that your church will be going into the world.

Respond

Now that you have read the story and reflected on what it means, give your children an opportunity to respond to the story in a creative way. Every child has different way of processing and responding. You will be surprised at their creativity.



- **Response 1: Build the story.** Using Legos, Duplos, Magna-Tiles or blocks (or whatever building material you might have), use your imagination and build the story. Could you make a world?



- **Response 2: Act out the story.** Recreate it and use costumes and props. Be creative with what you have in your home.



- **Response 3: Create the story.** Use markers or crayons, play dough or paint! Create the story artistically.

CONNECTION POINT: Document how you respond to the story. Take a picture or make a video. Share your response with your church and with your travel buddy.



REST STOP

On every trip it's nice to take a break and eat a snack. Choose a time each day where you can rest and refuel. Listen to some "car tunes" as you eat.

Today's snack suggestion: Earth cookies or popsicles

If you would like to do some baking, these earth cookies are fun and easy! All you need is a package of Betty Crocker sugar cookie mix.

- Make the mix according to the directions.
- Divide the mix in half.
- Color 1/2 blue and the second 1/2 green using food coloring.
- Make 1-inch cookie balls with half blue mix and half green mix.
- Bake them according to the package directions.



BREAK TIME — LET'S GET UP AND MOVE

Presbyterians LOVE energizers! Here is a list of a few theme-related energizers you can watch on pres-outlook.org/energizers:

- "Praise the Lord Every Day" from Yancy & Little Praise Party
- Another fun one from Yancy & Little Praise Party: "I Like To"
- Dance along with "Every Move I Make"
- "Get Yo Body Movin" with GoNoodle

TODAY'S DAILY SIDE TRIPS



EXCURSION 1: Arts and crafts

Option 1

Finish your "Where in the World is Flat Jesus?" journal

It's your last day of Staycation Bible School. Finish your Flat Jesus journal! Add pictures and document the places you took Flat Jesus.

Option 2

Go into the world

You will need: A paper plate (or a cardstock circle), tissue paper, construction paper, glue.

1. Begin with the paper plate. **Create an earth** using tissue paper. You can create a mix of glue and water and paint the tissue paper on. You can scrunch the tissue paper and glue it on. Be creative!
2. With the construction paper, **trace your feet**. Cut them out.
3. **Write "Go into the world" on your feet**.
4. **Glue the feet onto the earth** picture.



EXCURSION 2: Science and discovery

Today's science and discovery challenge is to **EXPLORE THE EARTH AND GET MOVING**. Here are some suggestions:

1. **Get moving.** You will need: Yarn/string, straw, tape, a balloon.
 - Tie the string to a chair.
 - Thread the straw through the string, and then secure the string to a second chair. Add a piece of tape on the straw. You will need this tape to secure an inflated balloon.
 - Next you will need the balloon. For fun, draw a foot on the balloon. (You might need to blow up the balloon to draw on it.)
 - Blow up the balloon, but do not tie it. While it is full of air, tape it to the straw.
 - When you are ready, let go of the balloon and watch it GO!

2. **Earth creation with play dough.** Make green play dough together.

Green play dough

- 1 cup flour
- 1/2 cup salt
- 2 tsp. cream of tartar
- 1 cup water
- 1 tsp. vegetable oil
- Blue food coloring

Directions: Mix the dry ingredients in a saucepan. Add the wet ingredients. Turn on medium high heat and stir constantly. The liquid will become a solid. When it forms dough, take it off the heat and knead it. Be careful: It is very hot at first! Give it a chance to cool down.

You now have blue play dough and green play dough. Play with the two colors together. Mix them and create the earth. Make footprints and remember that you are called to GO into the world.



EXCURSION 3: Stretch your legs (games and play)

Option 1: Flat Jesus Challenge

Take a walk around your neighborhood. Bring Flat Jesus along with you. Go to the entrance of our neighborhood and take a picture of you and Flat Jesus with the “world outside your neighborhood” in the background. It might be hard to think that one day we will be participating in summer camps again, attend church in our building, take that vacation we were looking forward to or visit a friend. But we will. You will GO into the world and share Jesus’ love wherever it might take you.

Option 2: Play some games with your fishy beanbags.

Option 3: On your mark, get set, GO!

Do some races today. They can be races on your feet (running, hopping, skipping and obstacle courses) or get a bike or scooter out. Invite a sibling or a neighbor you have been safely playing with to join you.

Option 4: Play some of your favorite games from this week.



WHERE IN THE WORLD IS FLAT JESUS??



It's our last day to learn about a mission co-worker. Explore the website (presbyterianmission.org/ministries/mission-connections) to learn about one new person and finish your Where in the world is Flat Jesus? journal. Be ready to share with your church!



Travel buddy time

Connect with your travel buddy.

1. Ask your travel buddy to tell you about a teacher they remember and something they learned from that teacher that sticks with them today.
2. Find out if your travel buddy has traveled to a different country. Ask them to share with you where they went. Why did they go there? What did they learn about that country while they were there?
3. Did your travel buddy learn anything new from you this week? Ask them if they had an "aha!" as they talked to you this week.
4. Share with them your beautiful feet. Today your family picked one way you will "go" into the world and share the love of Jesus with others. Tell your travel buddy about it.
5. Play a game together. Did you have a favorite one this week?



Make your mark

Wow! You did an amazing job making your mark. I hope that you had fun exploring new ways to share the love of Jesus with people you know and people you didn't know! Our week of Staycation Bible School might be over, but you can continue to make your mark in so many ways. **Check in with your family and choose to do 3 more challenges this summer and continue to make your mark!**



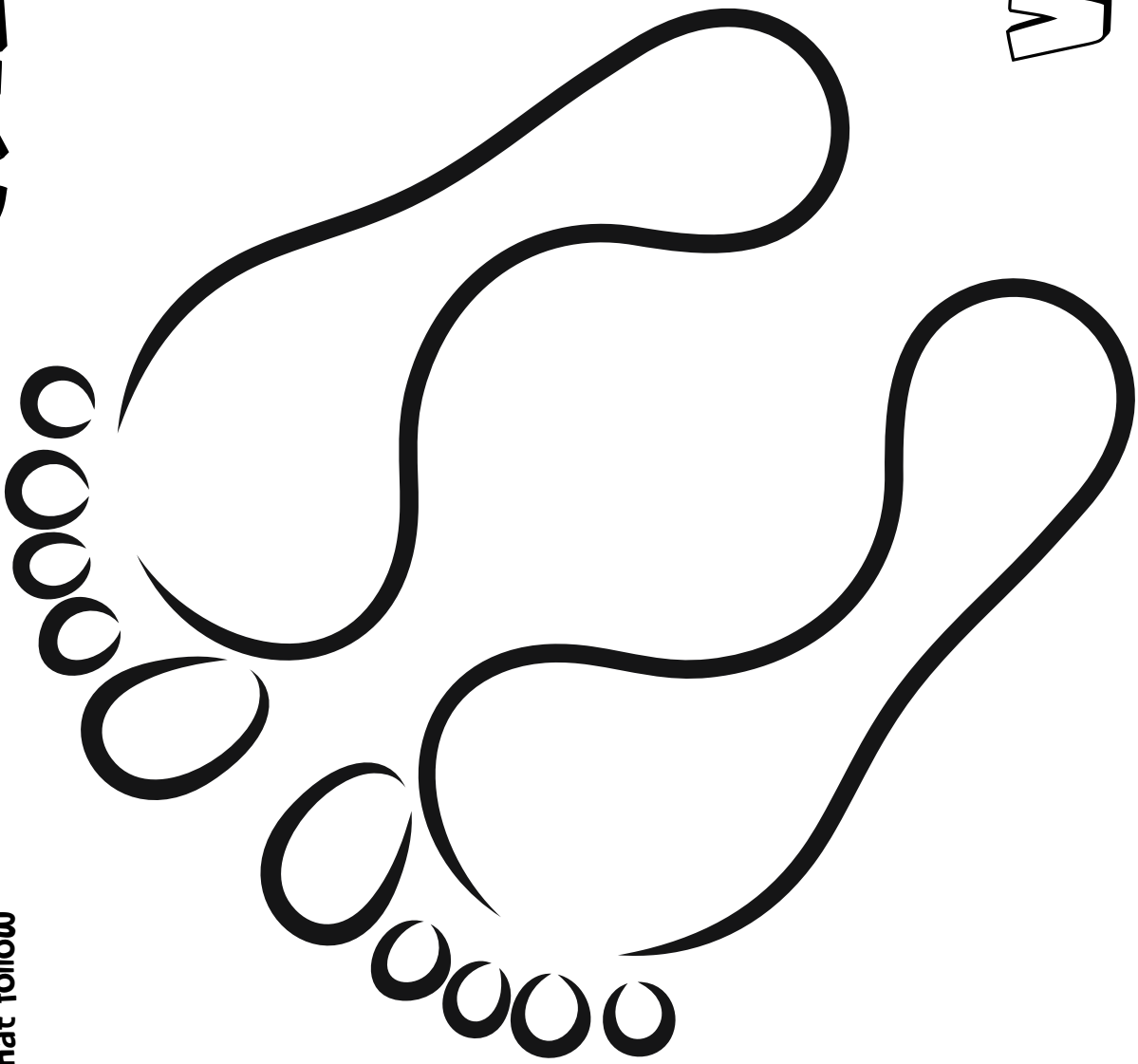
OUR JOURNEY COMES TO CLOSE

Amazing! Your last day of Staycation Bible School has come to an end. Did you enjoy the journey? What have you learned along the way? Find a quiet spot to gather together as a family — but don't forget to bring Flat Jesus along!

- Light a candle to represent the light of Christ present with you.
- Share with each other a joy you had on your journey.
- Share with each other a "roadblock" you have had along the way.
- Share an "aha!" What is something new you learned?
- Sing a favorite "car tune" together.
- Pray using this closing benediction. You can say it together.

**We thank you, Jesus, for this day!
As we followed you along the way.
We will travel day and night,
To follow you and share your light!
Help us journey far and near,
To share God's love, with all who hear.
Amen.**

**AWESOME
ARE
YOUR
FEET...**



**THEY
GO
iNTO
THE
WORLD!**