

Mission Statement

The mission of the American Ranch Horse Association is to provide a program and place to showcase and promote the abilities of the all around versatile ranch horse with the focus on having shows that are fun, affordable and designed to improve both horse and rider in a positive atmosphere where honesty, personal growth and politeness towards fellow horsemen exists, where horses are always respected, and where true western tradition is genuinely honored.

Purpose

The American Ranch Horse Association was organized to encourage, promote, advertise and develop the ranch type horse as a unique and excellent athlete.

The Association shall carry out the foregoing purpose by conducting and sponsoring ranch horse shows and events nation-wide; establishing standards, rules and regulations for the efficient promotion of ranch horse competition; establishing qualified affiliate groups and organizations; establishing standards for judging the performance of ranch horses; maintaining active records of individual ranch horses and riders; establishing appropriate recognition for their achievements; maintaining the traditional and historical connection of the ranch horse with the ranching and livestock industry; and cooperating with other equine associations having a common purpose.

Foreword

Welcome to the American Ranch Horse Association! The ARHA is a group of dedicated horse enthusiasts looking to enjoy their horses in an entirely different type of competitive atmosphere. All ARHA events, programs and services encourage fun, friendly, family-oriented competition at all levels where members can participate in many fun activities and learning experiences and share a passion for the true equine athlete.

This eighth edition of the ARHA Official Rule Book contains the governing rules pertaining to membership, registration, shows, youth, amateur, and novice programs, and recognition awards.





American Ranch Horse Association
P.O. Box 186
Nancy, KY 42544
Office: 606-271-2963 • 606-687-7005
www.AmericanRanchHorse.net
Email: arhacontact@aol.com
[Facebook.com/americanranchhorse](https://www.facebook.com/americanranchhorse)

FOR THE MOST CURRENT OFFICIAL VERSION
OF THE RULE BOOK, VISIT THE WEB AT:
www.AmericanRanchHorse.net

2020-2021
New rules and/or any
changes to rule book
have been underlined.

The American Ranch Horse Association prides itself on the integrity and honesty of each of its' members. All the rules in the world will only be as good as those honorable enough to follow them. We, as a group cannot make a set of show rules that will cover every situation nor can we possibly police every aspect of the competition within our organization. We expect the members to see what is equitable, and fair, abide by their conscience and follow these basic rules set forth in this rulebook.

TABLE OF CONTENTS	PAGE
Affiliate Charters	22
E-3 Affiliate Compliance.....	23
E-4 Failure to Pay/Bad Check Policy.....	24
E-5 Geographical Regions.....	24
Animal Welfare	11
B-2 Drugs.....	11
B-3 Surgical Procedures.....	11
B-4 Care of Cattle.....	12
Conformation	50
J-1 General Information.....	50
J-2 Conformation Equipment.....	51
J-3 Geldings Listed as Stallions.....	51
J-4 Judging Procedures.....	51
J-5 Grand and Reserve Champion.....	51
J-6 Class Categories.....	52
Cow Catching	106
Cutting	86
Diagrams	106
Diagram Snaffle Bit/Bosals.....	106
Diagram 1 Bits.....	107
Diagram 1 A Bits.....	108
Circles, Lead Changes, Rundowns, Stop, Spins, Back-Ups.....	109
Diagram 2 Over/ Under Spins.....	110
Diagram 3 Out of lead/Delayed Change.....	111
Diagram 4 Out of Lead on run around.....	112
Diagram 5 Out of lead on partial circle leading to run down.....	113
Diagram 6 Romal/ Snaffle Bit/How to hold.....	114
Disclaimers	9
A-1 Liability.....	9
A-2 Release of Liability.....	9
A-3 Responsibility.....	9
A-4 Violations.....	10
Division Eligibility	35
H-1 Open Eligibility.....	35
H-2-H5 Youth Eligibility.....	35
H-6-H7 Amateur Eligibility.....	36
H-8 Amateur Investigation Procedure.....	37
H-9-H10 Novice Eligibility.....	37
H-11 Novice Cattle Designation.....	38
Exhibitors and Show Management	21
E-2 Show and Exhibitor Ethics.....	21
E-4 Failure to pay.....	24
General Show Rules	41
I-1 Eligibility to show.....	41
I-2 Membership Card Inspection.....	42
I-3 Registration Paper Inspection.....	42
I-4 Exhibitor Responsibility.....	43
I-5 Combining Classes.....	43
I-6 Entry Fees.....	43
I-7 Premium Money.....	43
I-8 Refunds.....	44
I-9 Entry Number.....	44
I-10 Disqualified Horses.....	44
I-11 Announcing name of horse, owner, exhibitor, score runs.....	44
I-12 Posting Patterns and Draws.....	44
I-13 Scratches.....	44
I-14 Display of exhibitor number.....	44
I-15 Missed class.....	44
I-16 Concurrent Classes.....	45
I-18 Show Schedule time.....	45
I-17 riders with more than 1 entry.....	45
I-19 Exhibitor Attire.....	45
I-20 Use of photos.....	45
I-21 Exhibitors with special needs.....	45
I-22 Lameness.....	45

TABLE OF CONTENTS	PAGE
I-23 Class preliminary and finals.....	46
I-24 Age of Horse and Rider.....	46
I-25 Safety Requirements.....	46
I-26 Performance Classes.....	46
I-27 No Score or Disqualifications.....	47
I-28 Saddle/Silver Requirements.....	48
I-29-I-32 Equipment/Grooming/.....	48
Herd Work.....	80
Horsemanship.....	55
In Hand Trail.....	66
Judges.....	31
G-4 Judges Requirements.....	32
G-4 10 Placings/Scoresheets.....	33
G-4 11 Ties.....	33
G-4 12 Judges Evaluation Sheet.....	33
G-4 13 Bad Conduct of Exhibitor.....	33
G-4 Disqualify.....	33
G-4 16 Blood.....	33
Legal and Disciplinary Action.....	19
D-6 Disciplinary Action.....	19
D-7 Reinstatement Guidelines.....	19
D-8 Formal Complaints against Judges.....	19
D-9 Disciplinary Procedure.....	20
D-10 Suspension.....	20
Memberships and Fees.....	13
C-1 Members in good standing.....	13
C-2 Membership Types.....	13
C-3 Membership Fees.....	13
C-4 ARHA Funds.....	14
C-5 Cancellation of work.....	14
C-6 Rush Fees.....	15
Points Scale.....	39
Payback Scale.....	116
Proposed Rule Changes.....	17
Rule Change Proposal Form.....	119
Protest and Complaint Filing Procedure.....	31
Ranchmanship.....	61
Ranch Boxing.....	88
Ranch Cutting.....	83
Ranch Horse Trail.....	67
Ranch Reining.....	77
Ranch Riding.....	58
I-30 Snaffle Bit Requirements.....	49
Bridging Reins.....	114
Ranch Roping.....	101
Registrations (Certificate Of Eligibility).....	15
C-7 Accepted Registries.....	15
C-8 Duplicate Certificate.....	16
C-9 Corrections.....	16
C-10 Castration/Gelding.....	16
C-11 Change of horses name.....	16
C-12 Transfer.....	16
C-13 Horse ownership.....	16
C-14 Class Eligibility.....	16
Reining.....	70
Requesting Judges Opinion.....	22
Roping Events- General Rules.....	102
Rule Book Proposal Form.....	117
Rush Fees.....	15
Saddle Log Program.....	115
Show Approval.....	24
Showmanship.....	53
Show Results.....	27
Show Personnel.....	28

TABLE OF CONTENTS	PAGE
Standing Committees.....	18
D-3 Ethics Committee.....	18
D-4 Judges Committee.....	18
Steer Stopping.....	105
Team Roping– Heading & Heeling.....	103
Titles and Awards.....	39
Top Ranch Hand Challenge.....	8
Working Cow Horse.....	88
Unsportsmanlike Conduct.....	21
V-3 WCH Arena Marker Diagram.....	92
Working Ranch Horse.....	97
Year End Awards/Titles.....	41

What you need to know **BEFORE YOU SHOW**



EXHIBITOR'S MEMBERSHIP CARD

- Must be a current ARHA member to show.
- Youth and Novice Youth competitors must obtain status prior to showing. Birthdate must be on file.
- Amateur and Novice Amateur competitors must obtain status prior to showing.



OWNER'S MEMBERSHIP CARD

- If the owner is not a competitor they must obtain a current ARHA membership card.
- A General Membership must be obtained for horses that are co-owned and must match breed association papers.



CERTIFICATE OF ELIGIBILITY

- All horses entered in ARHA approved competition must have a Certificate Of Eligibility.



ELIGIBILITY

- The ARHA show year runs January 1-December 31.
- Eligibility for exhibitors and horses can be checked on The ARHA website. Go to ARHA » Membership.
- You are required to present either the original or photo copy of your current membership card(s) and horse's Certificate Of Eligibility at each show at the time of entry.

IF YOU HAVE A QUESTION???

606-687-7005 or 606-271-2963 Email: arhacontact@aol.com

TOP RANCH HAND CHALLENGE

Beginning January 1, 2018 the TRHC can be offered at any ARHA approved event. The Top Ranch Hand Challenge is an opportunity for exhibitors to compete for money at shows. No points will be awarded for Top Ranch Hand classes but classes can be held concurrently with ARHA point class. Three (3) divisions will be offered, Open, Amateur and Youth.

- A) The Open Division must have a minimum of \$500 added**
- B) Amateur Division must have a minimum of \$250 added**
- C) Youth Division must have a minimum of \$100 added**
- D) Show Management may also jack pot classes.**

- 1. Show Management has the option of offering All Age or Junior/Senior Challenges or Futurity Challenge (Three Year Olds only) Futurity Challenges may not be held before July 1 and may not offer run down the fence.**
- 2. The following classes can not be offered: Conformation, Ranch Riding, Showmanship and Horsemanship.**
- 3. Should Cow Catching class be used, follow this scale, fastest to slowest time. Example: 1st- 75, 2nd-74.5, 3rd-74, etc per Judge.**
- 4. ATRH is tallied on the composite score of the four (4) classes that are chosen and offered by show management.**
- 5. Show Management may choose to run classes separately or concurrently with ARHA approved classes. Exhibitor does have the option to cross-enter to show for ARHA points at designated entry fee. Concurrent classes entries will only be charged one cattle charge.**
- 6. ATRH may be offered as a special event.**
- 7. ARHA will track and post all monies earned on horse/rider with Equistat and Robin Glenn Pedigree.**
- 8. The Payback Scale page 116.**



Disclaimer of Responsibility for Safety

ARHA does not assume responsibility for safety for participants or any third parties or horse or property at the shows, or any other events it sanctions. As an expressed condition to participate at any ARHA approved show, each owner, exhibitor, trainer, participant or spectator, assumes the risks of participation, and release and discharge ARHA, its officers, directors, representatives and employees from any and all liability, whenever or however arising, for personal injury or property damage occurring as a result of participation in an event conducted by the show or on show grounds thereof.

As between ARHA and Show Management, responsibility for participant safety remains solely with Show Management. Show Management applies for ARHA approval on a voluntary basis, agreeing to conduct the show according to ARHA rules, which are designed to promote fair competition. Assumption of responsibility for safety by show management is required by ARHA as an express condition to grant the designation "ARHA approved show". Show management is responsible for the condition of show premises, including the arena and exercise arenas; the conduct and competence of show employees and other representatives; implementation of show activities and events; and all other aspects of this show. ARHA's limited objective is to provide, by rule enforcement, a "level playing field" of competition in order that performance of exhibitor and horse can be judged uniformly by competent judges; horses are identified by registration certificate; and perform or exhibit free of prohibited substances which could affect their performance. Safety is everyone's concern, but ARHA does not assume responsibility for it. ARHA's limited purpose for sanctioning shows is to promote fair competition.

SECTION A-1. LIABILITY

ARHA, its officers, directors, members of committees, employees, representatives and agents will attempt to obtain true and complete information regarding all matters relating to ARHA activities. Except for intentional wrongdoing, neither ARHA nor its officers, directors, members of committees, employees, representatives nor agents will be liable in any way, whether in damages or otherwise, for issuance of any certificate, cancellation of certificate, refusal to issue a registration certificate, refusal to transfer any certificate for any disciplinary procedure brought against or penalties imposed on any member or person or for any other activities engaged in, by or on behalf of the American Ranch Horse Association.

SECTION A-2. RELEASE OF LIABILITY

ARHA and any co-sponsoring organizations or affiliates shall not be responsible for any person injury, or loss or damage to property, occurring at any ARHA activity. Each owner, exhibitor, handler, spectator or consignor shall indemnify and hold harmless the ARHA, its officers, directors, committees and employees from and against all claims, demands, causes of action and expenses of every kind, including attorneys fees, arising out of or related in any manner to the acts or omissions of an owner, exhibitor, handler or consignor or the actions of any animal under the care, custody or control of the above entry. Consignment forms shall be deemed acceptance of the condition of this rule. In the event any entry or consignment form is not signed or presented, appearance on the grounds or at the sale ring of any ARHA activity as an exhibitor handler, spectator, owner or consignor shall deem to be acceptance of the condition of this rule.

SECTION A-3. RESPONSIBILITY

A) American Ranch Horse Association will not assume the responsibility of settling civil disputes concerning financial settlements, ownership, health or fertility.

B) No person shall refuse the reasonable request to assist the Association, its officers, directors, committee or agents in locating and inspecting or to answer promptly and truthfully any inquiry concerning an animal in his ownership or control, which has been registered or listed, for which application to register or list has been made, or to sign requested documentation. A violation of this rule may be grounds for disciplinary action.

C) Accuracy of records furnished by ARHA, either as hard copy or on-line service, is warranted by ARHA only to the extent of using its best effort in the compilation thereof and solely for the benefit of the member or party purchasing the record. Reimbursement of the expense of the record on a showing of material inaccuracy is the sole remedy available to anyone receiving information from the ARHA. Consequential damages are expressly excluded. No warranties, express or implied, arise from record issuance, other than as stated therein, as the purchaser receives this record on an "as is" basis. For absolute accuracy, independent verification must be obtained from the current owner or his predecessor in title to the subject of the horse.

D) In all proceedings concerned with or affecting the registration and records of ARHA and in all disciplinary actions, the burden of resolving any doubt as to the true identification of the animal, parentage or qualification for registration shall be upon the applicant, owner, lessee or other member(s) or non-members involved. The determination, decision or action of the Board of Directors upon all questions shall be final and binding upon all parties. As the owner has the burden of proof, by failure to present evidence concerning such questions, the owner shall be deemed to have waived his right to later present all such evidence to a court of law, if he seeks judicial review of the Association action.

E) When an exhibitor, owner or trainer is guilty of unsportsmanlike conduct, such person is subject to disciplinary action by ARHA, including but not limited to fines and/or suspension.

SECTION A-4. VIOLATIONS

A) Any member may be suspended and denied privileges of the Association, and any non-member may be denied the privileges of the Association by the Board of Directors of the Association, for the failure to pay when due any obligation owing ARHA, affiliate charters or any paid show staff. This includes but is not limited to advertisements in official publication, membership fees or to an approved show, or for giving a worthless check for entry fees, stalls, office charges or stock charges or charges including bank charges for returned checks connected with the exhibition of horses. Fifteen (15) days before action by the Board of Directors, written notice of the account due and the intention of suspension or withholding privileges of the Association to such member or non-member. Any suspension or denial of privileges of ARHA, affiliate charters, or show staff under this section shall terminate upon full payment of obligations due the Association.

B) If a member or non-member fraudulently claims or advertises an ARHA title, award or points prior to the title award or points being officially awarded or recorded by ARHA, or uses a title other than the official title or award specified by ARHA rules, the registration certificate may be revoked permanently and the owner of record may be subject to disciplinary action.

C) Any member and any non-member who violates in any manner the rules and/or regulations of the Association; whose practices in supplying information for the Association records or whose conduct has endangered or may endanger the good order; welfare or credit of the Association; or who is convicted in a court of law for cruelty to animals and up on submission of certified evidence of such conviction from any

court, may be censured, suspended or, in the case of a member, expelled from the membership in the Association and denied privileges of the Association, including without limitations the generality of the foregoing, the privilege of registration or change of ownership or horses on the records of ARHA by the Board of Directors.

SECTION B. ANIMAL WELFARE

ARHA ANIMAL WELFARE STATEMENT

The American Ranch Horse Association is committed to the humane and proper treatment of all animals. In this respect:

- The welfare of the horse is the primary consideration in all activities
- Horses will be treated with kindness, respect, and compassion at all times.
- Responsible care will be used by all parties in handling, treatment and transportation of horses.
- Horsemen and women as owners, exhibitors, or trainers will ensure the health and well-being of animals in their care at all times.
- In ARHA classes or activities that involve the use of cattle, ARHA strives to safeguard the welfare of the cattle as well as the welfare of both horses and riders.
- The standard by which conduct or treatment will be measured is that which a reasonable person, informed and experienced in generally accepted animal husbandry standards and equine care, training, and exhibition procedure would determine to be neither cruel, abusive or inhumane.

Based on these principals, ARHA has developed and enforces rules to ensure ethical competition and humane treatment of horses and cattle. ARHA supports the development of procedures that assure equity, fairness, safety, health and welfare for all participants.

Section B-1. ANIMAL WELFARE: Every horse shall, at any time, be treated humanely and with dignity, respect and compassion. The standard by which conduct or treatment will be measured is that which a reasonable person, informed and experienced in generally accepted equine training and exhibition procedures or veterinary standards, would determine to be cruel, abusive or inhumane.

Section B-2. DRUGS: A horse shall not be shown in any class at an ARHA approved show or event held in conjunction with an ARHA approved event, if the animal has been administered in any manner a forbidden substance. A forbidden substance is defined as any stimulant, depressant, tranquilizer or sedative which could affect the performance of the horse (stimulant and depressant are defined as substances which stimulate or depress the cardiovascular, respiratory or central nervous system). Also forbidden is any substance, regardless of how harmless or innocuous it might be, which might interfere with the detection of any substance defined above. In the event any forbidden substance is administered to any horse for any reason, the owner and/or trainer shall withdraw the horse from competition until the drug is no longer present in the plasma or urine. ARHA reserves the right to implement random drug testing.

Section B-3. SURGICAL PROCEDURES: Any surgical procedures which could affect the horse's performance or affect it's natural conformation or appearance is prohibited, except for those surgical procedures performed by a licensed veterinarian for the sole purpose of protecting the health of the horse. Upon discovery of the administration of prohibited surgical procedures, the show management shall immediately disqualify the horse and report the matter to the association.

Section B-4. CARE AND MAINTANCE OF CATTLE:

1. A veterinarian should be reasonably available at every show and will attend to any injured animal after it has been removed from the arena. Should humane destruction of the animal be recommended, such destruction shall take place as soon as possible and shall be carried out by the most humane means possible.
2. A conveyance of a type on which an injured animal may be easily placed without causing additional injury should be made available at all shows to remove the animal from the arena in case of injury.
3. Cattle are recommended to be between 500 and 650 pounds. They should appear strong and healthy.
4. Chutes, corrals, mangers, etc., should be so constructed to prevent injury to cattle and horses. All areas in which cattle are kept should be free of rocks, holes and obstacles.
5. Arena help may be fired and/or contestant maybe disqualified for mistreating cattle.
6. No cattle should be confined to vehicles beyond a period of twenty-four hours or as otherwise established by the federal government without being unloaded, properly fed and watered, provided that when animals are carried in conveyances in which they do have proper food, water, space, and opportunity to rest, the provision for unloading shall not apply.
7. Cattle that become excessively excited, so that they appear in danger of injuring themselves, should be released from the arena.
8. No sick or injured animals will be permitted to be used in competition. Blinded animals or animals with bad eyes will not be permitted to be used in competition.
9. Animals will be inspected and objectionable ones will be eliminated .
10. Any exhibitor tampering with competition livestock will be disqualified for the remainder of that particular show and will be subject to disciplinary action.
11. If an exhibitor kicks the animal being worked, or hits it with the romal or reins in an abusive manner; he or she will receive a score of 0.



SECTION C-1. MEMBERSHIP AND FEES

All exhibitors and owners of horses showing in ARHA approved events must be current ARHA members in good standing. Every member is issued a membership card with an identification number. This number is to be used in all communication with ARHA and the card (or photocopy) must be shown to the show secretary when entering ARHA approved classes. New or renewing membership may be applied for at any ARHA approved show. It is the responsibility of the exhibitors and owners to be aware of and abide by all the rules and regulations set forth in this rulebook. Any person in violation of the ARHA rules may be subject to, but not limited to, fines, forfeitures, probation and/or disciplinary procedures. Annual membership will be based on the calendar year. Any and all memberships are non-refundable and non-transferable. Memberships paid at shows will incur a \$10 rush fee.

SECTION C-2. MEMBERSHIP TYPES

Membership shall be in the following categories:

- A) **Individual:** This membership is restricted to one (1) person, carried in the person's legal name only. Individual memberships only eligible to compete in the Open Division classes.
- B) **General Membership:** This is a non-competing membership for horses that are jointly owned by family members, partnerships and/or farms/ranches. Any owner of a jointly owned horses will also be required to have a separate ARHA membership to compete at an ARHA Approved show. A rulebook is not included with this type of membership but may be purchased separately.
- C) **Youth** membership is required for any youth exhibitor 18 & under to participate in any youth events as described in this rule book. Exhibitor may be owner of horse, or show any ARHA registered horse as long as the owner is a current ARHA member. Youth membership are also eligible to compete in the Open Division.
- D) **Novice Youth:** Membership is required for any youth exhibitor 18 & under that qualifies to exhibit in any novice youth events as described in this rule book. Novice Youth exhibitors are also eligible to compete in the Youth and Open Division. Novice Youth exhibitors may show any ARHA registered horse as long as the owner is a current ARHA member.
- E) **Amateur:** Membership is required for those persons that qualified as amateurs to participate in amateur events as described in this rulebook. Amateur exhibitors may also compete in the Open Division. Amateur exhibitors may show any ARHA registered horse as long as the owner is a current ARHA member.
- F) **Novice Amateur:** membership is required for those persons who qualified as Novice Amateurs to participate in the Novice Amateur division as described in this handbook. Novice Amateur exhibitors may also compete in the Amateur and Open Divisions. Novice Amateur exhibitors may show any ARHA registered horse as long as the owner is a current ARHA member.
- G) **Judges:** A separate Individual or Life Judge Membership is required. it is due by January 1st, in order to remain on the ARHA Approved Judges list. Any judges membership that is not paid by the deadline will be removed from the judges list and will be required to re-apply for judges status. Judges with lifetime membership will be required to pay the annual liability premium required for all ARHA Approved Judges.

SECTION C-3. 2020-2021 MEMBERSHIP FEES:

1. All exhibitors and owners of horses showing in ARHA approved events must be a member in good standing. Every member is issued a membership card with an ID #. Each exhibitor must have their own separate membership to track points and create show records. This number is to be used on all official communication with ARHA, and

Proof of membership must be shown to the show secretary when entering ARHA approved classes. New and renewing members can apply for membership at the show and will be charged a \$10 rush fee per application. Entry forms must identify owners and exhibitors with their current ARHA ID #s, and the horse must be identified with the correct ARHA Certificate Of Eligibility number. Any deviation from the above information may affect ARHA points and awards records. It is the responsibility of riders and owners to be aware of and abide by all the rules and regulations set forth in this ARHA Rule Book. Any person or entity in violation of ARHA rules may be subject to, but not limited to, fines, forfeitures, probation, and/or disciplinary procedures. Membership may be terminated or rejected by Board of Directors for any cause deemed detrimental to the interests of ARHA programs, policies, or members.

- A) Membership Fees and are non-transferable and non-refundable. Membership in the American Ranch Horse Association is based on calendar year with the exception of Lifetime membership.
- B) A lifetime membership is recorded in a single person's name. This membership does not include amateur or novice amateur cards as they must be renewed annually. Lifetime memberships are non-transferable. When a Lifetime member becomes deceased, the membership will end on December 31 of the current year. This will allow for any horses that may be currently shown under that membership to continue to do so for any lifetime or year end awards.
- C) Any person who changes marital status shall have 30 calendar days to update his/her membership will incur a \$15 fee for new update card. Failure to update applicable membership shall render any points earned after the expiration of 30 days null and void.

SECTION C-4. ARHA FUNDS

Any and all fees and/or monies collected by charters/show producers are due to the ARHA and are the property of the ARHA upon collection and shall be turned over the Association within 10 days of collection. The officers of such charters and/or individuals shall be personally liable and, in addition, subject to the rules pertaining to violations and disciplinary procedures. Any and all fees or monies due ARHA must be paid in U.S. funds only.

SECTION C-5. CANCELLATION OF WORK

When a request is received to cancel any work on which processing has begun, all work will be canceled, fees will be forfeited and all documentation (applications, photos, etc.) will be retained by ARHA.

- A) Failure of any individual to acknowledge and respond to any ARHA correspondence regarding application for membership, transfer or registration of horse, or any other ARHA business will Result in that file being closed and "Dead Filed" and all fees forfeited after 60 days.
- B) Upon receipt of incomplete work, the ARHA Office will contact the individual within 15 working days. If requested items are not forth coming within 15 working days, a final written notice will be mailed. If no correspondence is received by the ARHA Office within 60 days thereafter the file will be closed and "Dead Filed".
- C) When an application has been inactivated and placed in the "Dead File" for any reason, the following requirements must be met to re-open a file:
 - 1) Payment of pertinent fees for the applicable work, based on the current date and, in case of registration.
 - 2) Payment of appropriate member's current membership fee; and
 - 3) Submission of any documents necessary to complete the work.

SECTION C-6. RUSH FEES

Additional fees apply for ARHA Rush Fee Service. Any membership, registration or work requested in less than three (3) weeks from the date they are received by ARHA will be considered rush work. The rush fee is a special handling fee in addition to the regular work fees and must accompany the application or work. The time for complete processing is guaranteed only if work is complete and correct when received. (See Current Fee Schedule). Membership cards may be purchased the day of show prior to entry, however, a Show Rush Fee will apply.

SECTION C-7. REGISTRATION: CERTIFICATE OF ELIGIBILITY

1. An ARHA Certificate of Eligibility is a permanent identification record assigned to each horse and are not re-issued each year. All Horses competing in ARHA approved shows are required to have a Certificate of Eligibility. All exhibitors, owners and co-owners are required to be current members of ARHA.

2. A horse's registered breed name will be used as it ARHA certificate of eligibility name and will only recognize *identical* ownership for a horse registered with another association. Registered breeds must submit a photo copy of the horse's breed association registration papers with application.

3. Owner's of unregistered, grade horses may select a name, provided the name does not appear in the ARHA database prior to the application date.

4. ARHA Certificate Of Eligibility is open to all western type breeds. Horses must walk, trot and lope. No gaited horses or mules will be accepted or registered. ARHA reserves the right to require some breeds/grade horses to have veterinary certification.

a) Breed Association Registration papers must accompany ARHA registration application.

b) All grade horses must meet the minimum 13.2 hand height requirements.

c) Grade Horses are eligible under the following conditions: Grade registrations must submit four (4) photos, front, back, right side, left side as well as a video of walk, trot, lope to registration committee.

1. Grade registrations can not be taken at shows.

2. At the show, if a judge finds a horse is gaited, they reserve the right to file a protest to Registration Committee.

3. ARHA Registration Committee reserve the right to pull any Certificate Of Eligibility they see that does not fit the criteria. All fees will be forfeited with no refunds or transfers of fees.

d) POA (Pony Of America) and Quarter Ponies must be 13.2 hands or larger by 1/1 of their Five (5) year old year. (Required verification from vet). Papers will be pulled with no recourse from owners should Quarter Ponies not be a legitimate 13.2 hands). Any horse POA or under five years will be issued temporary certificate if under 13.2

e) Mustangs must include a copy of BLM Animal Health & Identification Record. Temporary papers will be issued until BLM certificate of ownership/vet statement of size is received by ARHA, then a permanent Certificate Of Eligibility will be issued.

f) Horses that do not have breed registration papers but submit proof of DNA testing with their application along with sire and dam registration papers will have breed type and pedigree listed on their Certificate Of Eligibility.

5. A fee will be charged for the original certificate, for replaced certificates, for transfers of ownership, and for certificates requested by the owner to be reprinted for any reasons (ie: person name changes or gelding status.)

6. To enter an ARHA approved show, the certificate of eligibility (original, photo copy or phone picture) must be shown to the show secretary at time of entry. All certificate of eligibility applications or transfers must be completed prior to competing.

7. ARHA expressly reserves the right to order any of but not limited to the following: photographs, inspection, documentation of any horse currently registered with ARHA or any horse making application for registration to ARHA to ensure conformance with rules and regulations as set forth in the Official Rule Book of ARHA. ARHA reserves the right to deny registration.

8. A member who fails to keep adequate records or refuses to furnish the Association with information that is needed or requested concerning the business of registration certificates, transfer of ownership, applications for registry or other matters involving said person or persons may be subject to disciplinary action. Rulings made by the Board of Directors are final.

SECTION C-8. LOST CERTIFICATE OF ELIGIBILITY: A duplicate certificate is a new registration certificate issued when the original has been lost or destroyed but will not be issued as a second certificate. It is issued when sufficient proof of loss and proper identification of the horse has been submitted to ARHA. Certificate Duplicate certificates may be requested by the last recorded owner only. Affidavit Of Duplicate Certificate form must be complete, notarized by current owner and submitting the appropriate fee.

SECTION C-9. CORRECTIONS: Registration certificates can only be corrected by ARHA office. In most circumstances of correction a new certificate will be issued with proper notation. The owner may receive free corrections within thirty (30) days from time registration is mailed from Association office, for no additional charge by mailing certificate accompanied by the necessary documentation for the change. Thirty days (30) will be determined by the postmark when certificate is returned. Such corrections will not include a change of name from one which has been submitted by the owner.

SECTION C-10. CASTRATION/GELDED: When a horse has been gelded, the date of castration, the owners signature and original certificate should be returned to ARHA immediately so that correction can be made on certificate. This must be recorded with ARHA, before any colt will be awarded points as a gelding.

SECTION C-11. CHANGE OF HORSE'S NAME: A horse's name may be changed upon proof from the breed association, ARHA Original Certificate Of Eligibility and remittance of appropriate fees so long as it has not competed in an ARHA approved show or events.

SECTION C-12. TRANSFER OF ARHA OWNERSHIP: It is the purchaser's responsibility to obtain the horse's certificate of eligibility from the previous owner, and to submit all completed transfer paperwork, original ARHA Certificate Of Eligibility, Affidavit Of Duplicate Certificate (if needed), and fees prior to showing the horse. The certificate of eligibility, is effective on the date it is received in the ARHA office or submitted to the show secretary at an ARHA approved event; it is not retroactive.

If certificate of eligibility and transfer report are delivered to ARHA without sufficient information, the registration certificate will be retained by ARHA until the transfer can be completed and recorded.

(1). If a horse is shown without correct ownership on the certificate of eligibility, the show secretary will be fined \$20.00. A second offense may result in disqualification, forfeiture, and a \$100 fine to the owner of horse.

(2). Any misrepresentation or false statement on the certificate of eligibility application shall constitute unsportsmanlike conduct and will subject owner and/or exhibitor to disciplinary action as set forth in this rulebook.

SECTION C-13. HORSE OWNERSHIP: Any ARHA member may show (with the exception of a General Membership – ownership purposes only) any horse that holds an ARHA Certificate of Eligibility. Both the owner(s) and the exhibitor must be current members and show proof of current membership(s) and Certificate Of Eligibility at the time of entry at a show.

- 1) Any open, amateur, youth or novice exhibitor does not need to own the horse they are showing.
- 2) For the purpose of ARHA recognition and awards only, in the open division the points, titles and earnings will be sent to the "Recorded Owner" of the horse.
- 3) For the purpose of ARHA recognition and awards only, in the Amateur, Youth and Novice division the points and award titles will Be sent to the amateur or youth winning any points and/or titles. Any earnings will be sent to the "Recorded Owner" of the horse.

SECTION C-14. CLASS ELIGIBILITY

Class Eligibility for the current year for horses and riders are based on ARHA recorded points and/or earnings on January 1.

A) It is the owner's and exhibitors responsibility to be aware of official ARHA horse and exhibitor points. When eligibility limits are surpassed during the show year, the exhibitor can complete the year in that division. Any exhibitor competing in a class or division for which he/she is ineligible (or his/her horse is ineligible) will be fined \$25 for the first offense. After receiving notice, any second offense may result in a \$100 fine.

B) When a horse/rider is found to be ineligible, the points will be forfeited and ARHA will correct the class placings in database. The disqualified exhibitor will be responsible for returning any prizes, awards or earning to the show secretary.

C) When a suspended exhibitor is reinstated as an ARHA member in good standing, his/her eligibility will resume at the level held prior to suspension. Anyone showing in ARHA approved shows is subject to ARHA rules and regulations outlined in this rulebook.

SECTION D-1. PROPOSED RULE CHANGES

A) Any current member, a standing committee, a special committee, the Board Of Directors, or ARHA staff may propose a rule change. A rule change is any change to the rule book.

B) All proposed changes must be submitted on the form designated for that purpose and are available from the ARHA website or office. All blanks must be completed and a justification for the proposed change cited. Forms which are incomplete, lacking the justification, or that fail to cite the specific change requested, will be returned to the originator.

C) A proposed rule change form should be sent to the ARHA Office by June 1st of the year prior to the rule book is to be updated and reprinted.

D) All Proposed Procedural Changes will be:

- 1) Researched and reviewed by Association Office Staff, Board Of Directors and the Association Attorney, if deemed necessary.
A proposed Rule Change that contains possible legal or financial implication or any consequences deemed not in the best interest of the Association may be subject to action by the Board Of Directors. If tabled by the Board Of Directors, the proposed change will be returned to the originator with comments from the reviewers. If deemed appropriate for further study, the proposed change will be referred to the appropriate Standing Committee Chairman and the Rule Book Committee.
 - 2) A Charter meeting will be held in August the year prior to the new Rulebook. Two Charter representatives are to attend this meeting to represent their Charter best interest and vote on any rule changes that have been submitted by June 1st.
 - 3) Referred to the appropriate Standing Committee(s) Chairmen and the Rule Book Committee.
 - 4) Referred back to the Board Of Directors from the standing committee(s) chairmen and/or rules committee with a report and recommendations. If the proposed change will be presented for consideration to the Board Of Directors.
 - 5) Presented to the Board Of Directors in a legal and properly worded form for consideration on the agenda of the next Board Of Directors meeting.
 - 6) The Board Of Directors will vote on the proposed change.
- E) During the course of the day to day management of the association, if the occasion should arise that is not clearly written or defined by the ARHA Rule Book, in the best interest of the association and it's members the ARHA Office and or Board of Directors are empowered to make clarifications as needed to the ARHA Rule Book. Any changes under this provision would then be corrected.

SECTION D-2. STANDING COMMITTEES

A) All standing committee members must be ARHA current members in good standing. In making appointments to the committee, the ARHA shall appoint committee members for not less than one year. Future appointments to fill vacancies and for new members shall be by the advice and consent of the Board Of Directors.

B) The Chairperson of each committee shall be appointed annually by the President and the Board Of Directors.

C) Committee members will be appointed by committee chairman and must be approved by the Board of Directors.

D) These committees shall have those duties as prescribed or granted to them by the Board Of Directors. Committees shall advise the Board Of Directors on matters relative to their committee assignments. They also will evaluate their program areas, prioritize needs, make proposed annual and/or long range plans, and present these findings to the Board Of Directors. The report and plans will be approved or disapproved for action during the year or year(s).

E) Subsequently each committee has the authority to carry out their approved plans within the limits set up by the Board Of Directors. Timely reports of committee projects and actions shall be given to the Board Of Directors upon request.

F) Standing Committees may be, but are not limited to:

- 1) Youth Scholarship
- 2) Youth Activities
- 3) Amateur
- 4) Ethics
- 5) Rules & Regulations
- 6) Advisory Panel

These committees serve for the duration of the special problem or until replaced or until the committee is disbanded.

SECTION D-3. ETHICS COMMITTEE.

(1) The Ethics Committee will be composed of three current (3) members of ARHA that will be appointed by ARHA. Each protest or complaint will be assigned to the Ethics Committee and shall be their duty to review the assigned protest or complaint. The Ethics Committee review may result in rejection of the case or advancement of the case to a full hearing with the Board Of Directors for final resolution.

(2) If the Ethics Committee finds the matter is not sufficiently serious to warrant a hearing, all parties will be advised accordingly. However, the Ethics Committee may issue a letter of concern or reprimand to any party or parties relative to the matter under consideration.

(3) If the Ethics Committee finds that a hearing is warranted, the accused shall be given not less than thirty (30) days' notice of time and place of hearing before the Board Of Directors and Committee(s).

(4) For those cases designated for advancement, the chairperson of the Ethics Committee will have the responsibility of presenting the facts before the Board Of Directors and Committees. The makeup of the Ethics Committee, all evidence, statements and documents relating to this case will be confidential.

(5) The ARHA Board Of Directors may remove any member of the Ethics Committee at any time for any reason. The empty seat will then be filled by appointment process.

SECTION D-4. JUDGES COMMITTEE: The ARHA Board of Directors will appoint a Judges Committee Chairperson. The Chair person will then appoint the committee members. It shall be the duty of the Judges Committee to administer judges' test, conduct seminars, review all judging performances on recommendations of the show representatives or by official protest, and to conduct investigations and hearings into any inappropriate behavior by an ARHA judge. The Judges Committee shall make recommendations to the Board of Directors that they deem necessary to improve the quality, integrity, and performance of the judging system. The Judge's Committee, upon receipt of information which adversely

affects a person's ability to be a judge, may temporarily suspend a judge's privilege to be a judge, may temporarily suspend a judge's privileges pending a hearing with the ARHA Board Of Directors. The Board Of Directors shall have the authority, with or without recommendation of the Judge's Committee to discipline, penalize, and/or remove a Judge's name from the approved judge's list.

SECTION D-5. LEGAL ACTION: Every member, former member, non-member, including any corporation, LLC, partnership, trust, estate, or any other legal entity that may be subject to these rules, at any time, agrees that he/she or such entity will not commence any action, whether in law or equity, against the ARHA in any courts other than those federal and state courts located in Pulaski County, Kentucky. If unsuccessful in any attempt to over turn any ARHA decision, actions, rules or regulations, said person or entity agrees to reimburse ARHA for its reasonable attorney fees, court cost and any other expenses in connection with the defense of such suit.

SECTION D-6. CAUSES FOR DISCIPLINARY ACTION (PROTEST OR COMPLAINT NOT REQUIRED).

(A) Forfeitures. Any rider participating in a class or division in which he/she (or horse he/she is riding) is not eligible.

(B) Failure to pay. Any member, non-member, approved event, ARHA Charter thereof, may be suspended and denied privileges of ARHA for the failure to pay when due, any obligation owed to:

(1) ARHA

(2) ARHA Approved Event; or

(3) an ARHA Charter

(4) Vendor, Sponsor or otherwise associated with ARHA

(C) Obligations owed to under these provisions to ARHA approved shows and Charters, including but not limited to: entry fees, stall fees, office charges, all costs and fees associated with a returned check, or any other fees or charges connected with the exhibition of a horse are also subject to these provisions. This rule shall apply to the rider, owner(s), or agents for any unpaid debts related to the entry, exhibition, showing, stalling, or any related fee or purchase at an ARHA approved Show. Agent is defined as anyone who acts and/or signs on behalf of an owner or rider.

(D) TEN (10) days prior to suspension or denial of privileges pursuant to this section, ARHA will provide written notification of the amount due and the intention to suspend or deny privileges.

SECTION D-7. REINSTATEMENT GUIDELINES.

(E) Must pay all obligations as a result of failure to pay or any other fines associated with ARHA.

(F) Members who are suspended for any reason must pay the association a \$50.00 fee to reinstate their membership.

(G) Members who have received disciplinary action and/or suspension will lose privileges (Professionals, Amateur, Judges, etc.) for the duration of the disciplined period.

(H) All disciplined and/or suspended members must reapply to regain privileges (Professionals, Amateur, Judges, Show Secretaries, etc.) once the duration of the discipline period is concluded. To reapply, the member must request in writing to the ARHA Board Of Directors. The BOD shall have the right to request a recommendation from the Ethics Committee prior to making final decision.

(I) Once re-instated, the member shall be eligible for the same divisions as previous to the suspension, pending the eligibility criteria did not change during the disciplinary action and/or suspension.

(J) Any person writing checks from closed accounts will only be able to pay by cash. No personnel or company checks will be accepted.

SECTION D-8. FORMAL COMPLAINT AGAINST A JUDGE.

(A) To make a formal complaint against an ARHA approved judge, such complaint must be in writing and signed by the complainant and contain specific facts giving rise to the complaint, and be received by ARHA within 10 (ten) days from the date of the occurrence. By filing this complaint, the complainant agrees to attend a hearing, if any, conducted by

ARHA in regard to the matter either at ARHA Office in Nancy, Kentucky or as the Director Of Judges directs.

SECTION D-9. DISCIPLINARY PROCEDURE

A) ARHA membership carries responsibilities as well as certain rights. Any member may be disciplined, fined, or have his/her membership revoked or suspended for good cause. The Executive Committee may deny membership when it, in its sole discretion, establishes that a member of non-member is not a worthy candidate.

B) Anyone who becomes an ARHA member is subject to all portions of the Rules and Regulation, and accepts and agrees to be bound by all the Rules and Regulations, Terms and Conditions of this ARHA Rulebook.

C) Anyone who becomes an ARHA member or is subject to any portion of the Rules and Regulations, Terms and Conditions of this ARHA Rule Book renounces any recourse which he or she may have against the Association in connection with the enforcement of those rules. This would include any associated or related corporation, trust, or other business entity.

D) Any member or non-member may be disciplined, suspended, or expelled from ARHA and denied any or all privileges of the Association and its affiliated charters. Any false registration certificate may be cancelled by the Executive Committee, whenever it shall be established by satisfactory evidence that such member or non-member has violated any pertinent rule of ARHA.

SECTION D-10. PROTEST AND COMPLAINT FILING

A) When a member in good standing believes that the conduct of another member or non-member warrants disciplinary action, or a violation of ARHA Rules and Regulations has occurred at an ARHA Approved Show, he or she must file a valid written, signed protest or complaint with the ARHA Office within ten (10) days of the actual incident, and/or within 10 days of having gained knowledge of an incident. ARHA may act on infractions outside of ten (10) Days to protect the integrity of the Association, welfare of the horse, or safety of ARHA members.

B) Protest and complaint submissions are not considered valid without appropriate information. Requirements to properly submit a protest or complaint include:

1. Name of accused
2. Event name, date and location
3. Accused allegation and section of the ARHA Rulebook violated
4. Witness list and contact information
5. Detailed description and/or evidence of the allegation or complaint
6. \$50.00 non-refundable filing fee

C) Protest and Complaint Filing for which \$50.00 filing fee is waived:

1. Standing or Additional Committee, as a committee and/or committee chair, if the alleged rule violation falls within that committee's domain.
2. Ring Stewards/Show Representatives involved as officials at an event who are not directly involved as an exhibitor of the particular class in question.
3. Judges' Grievances that forth conduct warranting disciplinary action.
4. Show Managers or Show Secretaries who are involved as officials at an event.
5. Past history may be considered for all disciplinary matters.
6. The Executive Board may, by giving written notification, temporarily suspend a member for any action considered egregious. The effect shall be further ARHA privileges until the Ethics Committee and/or the ARHA Board of Directors can hear the matter and take appropriate action, if deemed necessary.

SECTION D-11. HEARING

B) The ARHA Board of Directors is the forum within the Association which is responsible for instituting hearings and/or reviewing evidence of alleged rule violations or assigning committees to do so in regard to such alleged violations by members or non-members. Members and non-members may be disciplined, suspended or expelled from the Association,

and non-members may be denied any or all Association privileges. Registrations may be canceled and applications for membership and/or registration may be denied.

C) Proof necessary to establish a rule violation or that quantum of proof which would lead a reasonable person to believe that matter of alleged in the notice of hearing is established by credible evidence admitted before the Board of Directors. A majority vote by the Ethics Committee and the Board of Directors shall be determination of guilt and its decisions and actions shall be final and binding on all parties.

D) Any party requested to attend a hearing by the Board of Directors, or appropriate committee appointed by the Board of Directors, shall be given not less than fifteen (15) days written notice of time and place of hearing. Such parties involved in hearing may attend in person and/or be represented by counsel to be heard and present evidence and to hear and refute evidence offered against him/her.

E) Reinstatement privileges shall be considered, upon written request from suspended parties, providing just cause can be demonstrated by suspended party. The decision to consider reinstatement shall be made by the Board of Directors. Reinstated parties may be placed on probation for any amount of time as determined by the Board of Directors and Ethics Committee. Probationary periods may be waived as seen fit by the Board of Directors/Ethics Committee.

F) Every member, by joining the Association and every non-member filing an application for registration/membership or other documents with the Association, or participating in Association-approved events, does hereby agree as follows:

1. If unsuccessful in the attempt to overturn Association decision, actions, rules or regulations, to reimburse the Association for reasonable attorney's fees, court costs and other expenses in defense of such suit; and,
2. That he/she will not commence any action, whether law or equity, against the Association in any courts other than those federal and state courts in Pulaski County, Kentucky.

SECTION D-12. SUSPENSION

On or after such time as any person has been suspended, expelled or denied ARHA privileges, in addition to other provisions of the ARHA Rule Book or policy of ARHA, the following restrictions shall apply:

A) That person shall not participate, and shall be ineligible to participate in any ARHA-approved event. Such person shall be ineligible to hold an approved judges card, be an officer for any ARHA Charter or any other ARHA accreditation.

B) That person, that person's spouse or entity owned in whole or part by that person shall not register any horse with ARHA, nor transfer registered horses into his or her name, that of a spouse, or entity owned in whole or part by that person. To prevent hardship on innocent third party purchasers unaware of membership suspension, the Board Of Directors has discretion to waive procedural requirements if all other registration or transfer requirements of ARHA are fulfilled.

C) A current list of suspended persons shall be maintained at ARHA's office and published on ARHA's website and official publication.

SECTION E-2. SHOW & EXHIBITOR ETHICS

Establishing and maintaining public confidence in the professionalism, honesty, ability and integrity of the American Ranch Horse Association is fundamental to the future success of the Association. As a condition of ARHA membership, all involved, agree to conduct themselves in a honorable and professional level and to abide by rules and regulations of this Association. By doing so, these persons give notice that they recognize the vital need to preserve and encourage fair and equitable practices among all who participate within the Association.

a) Unsportsmanlike Conduct: Conduct by Association members, non-members, exhibitors, trainers, owners, owner's representatives, spectators, and all other persons present on the Association event grounds of facilities shall be orderly, responsible, sportsmanlike, and humane in the treatment

of horses. Any of these violations will be subject to disciplinary procedures. Unsportsmanlike conduct or any other form of misconduct that is irresponsible, illegal, indecent, profane, intimidating, threatening, or abusive will not be tolerated.

1) Show management may immediately expel any individual exhibiting unsportsmanlike conduct from the show grounds without exhibitor recourse and shall file a written report to ARHA concerning the conduct in question.

b) No exhibitor shall approach a judge during an ARHA competition except through the ring steward or a show official. An exhibitor may make a request through the ring steward or a show official for a judge's opinion or interpretation which can be stated in the presence of a show official at any time; however at no time should interaction between the exhibitor and judge be permitted during a competition.

c) Conduct by Association members, non members, exhibitors, trainers, owners, owner's representatives, spectators, and all other persons present on the Association event grounds or facilities shall be orderly, responsible, sportsmanlike, and humane in the treatment of horses. Any violation of this conduct is grounds for disciplinary action.

d) A rider will not enter the show arena of any ARHA approved show with any equipment/attire other than legal ARHA equipment/attire while the show is in progress. The show management, representatives or judge may disqualify a contestant if he/she enters the arena with any illegal equipment/attire and all entry fees and/or premiums to said contestant shall be forfeited.

e) An ARHA approved judge shall be treated with courtesy, cooperation and respect. No person, exhibitor, owner, or otherwise, shall direct abuse or threatening conduct toward them, either in the furtherance of their judging duties, or as a result thereof, whether or not the conduct occurs during an approved show, or on show grounds.

f) REQUESTING JUDGE'S OPINION: An exhibitor may make a request thru the ring steward for a judge's opinion concerning an exhibitor's horse which can be stated in the presence of the ring steward at any time; however, at no time will fraternization between the exhibitor and the judge be permitted during the show.

SECTION E-3. AFFILIATE CHARTERS

A) Affiliates shall be chartered and operate under the supervision of the ARHA Board Of Directors. Each affiliate must have on file with ARHA a properly executed ARHA Charter Application and Annual Report as approved by the Association Board Of Directors. Additionally the affiliate must also send to the Association annual reports as set by the Board and otherwise comply with ARHA Rules and Regulation.

B) Affiliation is a privilege not a vested right, granted or rejected at the American Ranch Horse Association's discretion on an annual basis according to procedures and requirements formulated by the Board Of Directors. The affiliate association shall, in no manner, have authority, express or implied, to act for, or bind the American Ranch Horse Association in any manner. Final approval/denial of charter applications rests solely with the ARHA Board Of Directors.

C) An Affiliate Charter's name must include the words "Ranch Horse" and must have a minimum of ten (10) memberships in good standing with ARHA.

D) An affiliate must be formed as a corporation with articles of incorporation and bylaws prepared according to the controlling laws of state corporation and governed by its own Articles Of Incorporation and By-Laws.

E) Each Affiliate must conform to the state laws of incorporation in which they are organized and be consistent with the ARHA by-laws and rules. Affiliates must follow standard procedures as set forth by the ARHA and must revised/amend their bylaws and rules as the ARHA by-laws and rules are revise/amended.

1) Affiliates must be conformed and maintained only for the purpose of

advancing and promoting education and the versatile ranch horse through the ideals of ARHA, including good horsemanship and sportsmanship and should consist of a "purpose" which states "to cooperate with and aid in everyway possible the programs and functions of the ARHA and to uphold the policies of ARHA".

2) Affiliate By-Laws shall include but are not limited to the following:

- a) ARHA Charter Constitution and By-Laws.**
- b) Name, location, purpose and corporate seal.**
- c) Geographic boundaries.**
- d) Membership, annual membership meeting and quorum.**
- e) Board Of Directors and duties of the board – the bylaws must state: "The Board Of Directors shall consist of members elected by the membership. All affiliate officers and board members must be current members of ARHA, and only the affiliate members that are current members of ARHA may vote on official Charter/ARHA business and election of officers".**
- f) Officers and duties of the Officers including regular financial accounting.**
- g) Annual Election of Charter Directors and Officers. (All must be current ARHA members)**
- h) Amendments.**
- i) Indemnifications, and**
- j) Dissolution.**

F) Any group desiring to charter an affiliate should obtain an application for affiliation from the Association that shall contain step by step instructions on how to proceed with the petition of charter for affiliate status.

G) In a state or region, where an affiliate currently exists, a new affiliate may not be chartered without consent from the ARHA Board Of Directors. Upon receipt of application for a new affiliate in a state or arena where an affiliate currently exists, the ARHA will notify all existing affiliates in that area and solicit input regarding such application. The ARHA Board Of Directors will decide, based on the best interest of ARHA whether any new affiliates will be chartered. In no case, shall an affiliate be formed that infringes on or that might create an adverse effect on an existing affiliate.

H) AFFILIATE COMPLIANCE

Renewing Charters must submit a complete and correct renewal application listing officers and Board Of Directors who are ARHA members in good standing with dues paid for the current year to ARHA by January 31 of each year. Charters failing to submit complete and correct renewal applications by February 15 or whose charter renewal application remains incomplete or incorrect and any Officers and/or Board of Directors who have not renewed their current year's ARHA membership will be fined a late fee of \$100 and will forfeit any previous years Rush Reimbursement fees. A Charter/Show agrees that they must submit all show results correctly in the specified time frame to be eligible for any rush reimbursement fees to be paid.

I) Each charter may send 2 (two) Representatives to the Charter Meeting (that will be held in conjunction with the Judges Seminar) held in August the year prior to the revised rulebook year to discuss and vote on any proposed rulebook changes that are submitted by members and/or charters.

K) Each Charter will be responsible for the affairs of it's own charter and ARHA will not be held liable or accountable for internal differences.

L) NON-COMPLIANCE BY A CHARTER

- 1) Any Charter failing to adhere to the rules and policies of ARHA or whose activities bring disrepute to ARHA, or are detrimental to the best interest of ARHA, shall be subject to sanctions after notice and hearing.**
- 2) A grace period of 1 year will be allowed each charter for reasonable excused of failure to meet requirements. However, failure to meet requirements for a period of 3 years, after review, will result in the revocation of the Charter by the Board Of Directors.**

SECTION E-4. FAILURE TO PAY/BAD CHECK POLICY

Any person may be suspended and denied ARHA privileges for failure to pay when any obligation owing to ARHA or to an ARHA Approved Charter, Show Official, or Show Vendor by giving a worthless check for any show fees, charges or any other fees or charges including bank charges for returned checks connected with exhibition of horses or purchase of product. This rule shall apply to the rider, owner, agent or member.

- 1) After all efforts have been made to collect NSF checks by phone, mail and email, a certified or registered letter with return delivery form (requires a signature upon delivery) must be sent to the member. The member should be given 30 days to pay the amount due. After the 30 days notice, ARHA will assume the obligation to be valid and may proceed with suspension or denial of ARHA privileges.
- 2) Upon suspension and/or denial of privileges by the association, the name address, city, and state of such member or non member and description of disciplinary action may be published in the official newsletter and/or on the ARHA's official web site.
- 3) Any suspension and/or denial of ARHA privileges under this section shall terminate upon full payment of the obligation due.
- 4) Second offence will be put on "cash only" basis permanently.

SECTION E-5. GEOGRAPHICAL REGIONS

A) The membership of the Association shall be divided into the geographical territories and regions set forth below:

Region 1 Washington, Oregon, California, Arizona, New Mexico, Montana, Wyoming, Colorado, Utah, Nevada, Idaho

Region 2 North Dakota, South Dakota, Minnesota, Iowa, Illinois, Indiana, Michigan, Wisconsin

Region 3 Maine, Vermont, New Hampshire, Massachusetts, New Jersey, Connecticut, New York, Rhode Island, Pennsylvania, Delaware, Maryland, West Virginia, Virginia, Ohio, Kentucky,

Region 4 Missouri, Arkansas, Louisiana, Texas, Oklahoma, Kansas, Nebraska

Region 5 Tennessee, North Carolina, South Carolina, Georgia, Alabama, Mississippi, Florida

SECTION F-1. SHOW APPROVAL

All approved classes must be open to any ARHA horse owner meeting the age, ownership and eligibility requirements. Membership and horse registration in ARHA competition are the only mandatory requirements. Charters may require membership to compete for show and year end highpoint awards or special charter activities. Exhibitors must hold a current ARHA membership card to compete. Youth, Amateur and Novice exhibitors must also hold a current card if competing in that division. All approved events are open only to horses registered with ARHA. Show approval is a privilege, not a right, granted or rejected at ARHA discretion on an annual basis according to continuous evaluation of the applicant, including but not limited to competence of show management, enforcement of ARHA rules, quality of show, and service to ARHA members. Applicants desiring to hold an ARHA-approved show must obtain prior tentative ARHA show approval. To obtain tentative show approval for a previously approved show, an application form from ARHA must be correctly and entirely completed if show results and points awarded to the horses are to be accepted and entered in ARHA records as official.

A) All classes included in this rule book are ARHA approved point classes except as noted.

B) **Application Forms:** Any organization, charter or individual may request their show, event or contest and results be approved by ARHA. Approved Show Application forms must be obtained from ARHA office

and must be correctly and entirely completed. Application fees are non-refundable/transferable and must accompany the initial application. Show application must include show bill or show premium in scheduled order and date. This must also be emailed to the ARHA Office email that is listed on the ARHA Show Application. In PDF format No show approval will be granted with out this being included with show bill and judges listed. The show bill can be amended up to 45 days prior to the starting of the show by written notification to ARHA Office.

C) Previously held show: An ARHA approved show having been held the previous year is considered an established show and has priority to reserve identical days per calendar week for the current year until terminated. To preserve a preferential show date, an established event must contact the ARHA Office in writing, not less than six (6) months prior in advance of the anticipated event date. Priority dates are a privilege, not a right, and therefore cannot be sold or transferred from one sponsoring body or management to any other.

D) A show not held the prior year is considered a new show.

Additionally, an ARHA approved sanctioned show that changes sponsoring body, or show name, changes location more than 150 miles, or moves to another state/location is considered a new show without priority for dates.

E) Form Postmark Date: Show application form(s) must be postmarked ninety (90) days prior to date of show and must be accompanied by a non-refundable fee as per show application requirements. All ARHA approved show dates will be posted on the ARHA website and publication calendar of events. No shows approved less than 60 days. Late fees will apply if after 90 days.

F) Changes to Show: Any changes made to information on submitted event approval must be done in a timely manner and is at the discretion of the ARHA as to whether or not the change can be accepted. Any change to entry fee, show bill, added money, date, location must be submitted 45 days prior to the starting date of the show/event. Any event submitted for ARHA approval that is received by post, fax or email in the ARHA Office after the appropriate deadline or an approval form that is not completed in full may be subjected to a \$100.00 late fee.

G) Show Manager, Show Secretary, and Ring Stewart must be three separate individuals. All three must have current ARHA membership at the time the show approvals are submitted to ARHA Office.

H) Show Secretaries must be certified by the ARHA.

I) Unapproved Classes: The ARHA recognizes the need for diversity in classes held at different levels of competition and in different geographical areas, as well as to generate promotional activities for affiliate groups. This diversity allows for growth and development of charters and uniqueness in show management. Among these type of classes are: Leadline, Walk-Trot, Green Horse, Green Rider, and other additional classes with a variety of individual conditions written by charters or show management. These classes often use ARHA rules with a noted variation in show conditions to accommodate the specific class. The class variation rules for Non ARHA classes must be submitted and approved to ARHA with show approval. ARHA does not sanction these classes for national points, but does recognize and encourage their use for the growth and development of ARHA charters, the interest of the exhibitor, and the overall management of shows. Premium list/show bill must indicate if the class is not an ARHA approved class (Non-Point earning class). It must be listed as Non-Sanctioned (NS) class on show bill. So that there is no confusion to exhibitors, the term "Open" will not be allowed as this refers to ARHA Open Division. ARHA reserves the right to deny any classes that jeopardize ARHA classes, integrity or purpose of an ARHA show.

J) Show Approval Notification: Show officials will be notified by ARHA if the show is approved or what factor(s) need be rectified so that the show may be approved. If a certain class is not approved, it may not prohibit the approval of remaining classes.

K) Mileage Between Same Show Dates: Show may be approved on the

same date as another ARHA approved show if the two are located at least 150 highway miles away from each other.

L) Name of Show: All shows approved by the ARHA shall be named, advertised and listed and otherwise referred to as Ranch Horse Show and must state "ARHA Approved". The words "Champion", "Championship", "World", "National" or "Congress" are reserved for shows sponsored by the American Ranch Horse Association (ARHA).

M) ARHA Rules to be Used: The rules as set out in this rule book shall be used at all approved shows including any non-ARHA sanctioned classes offered at those show, unless otherwise approved by the Board of Directors of ARHA. Failure to follow ARHA Rule Book in conducting the show may result in future approval of shows being denied and or possible disciplinary action. The Board of Directors shall decide such cases.

N) Selection of Judges: Judges must be chosen from ARHA's current approved judges list of the American Ranch Horse Association effective January 1 of the current year. Upon request, the ARHA Office will furnish a list of qualified and approved judges to organizations or persons sponsoring shows.

O) Shows will not be approved if it conflicts with any ARHA event and/or ARHA World Show.

P) If a judge is unable to fulfill a judging commitment, the ARHA Office must be notified in writing immediately.

Q) Failure to pay services: The show sponsor or sponsors of any ARHA approved show which fails to pay for services rendered to a third party (ie: judges, show staff, cattle, facilities, or to pay premium money to exhibitors, etc.) in connection to holding of an ARHA approved will be denied ARHA approval for future shows until all fees are paid.

R) Cancellation Of Show Dates: Any show who cancels their date(s) must notify the ARHA Office IMMEDIATELY so that date(s) can be made available to other show sponsors.

SECTION F-2. MINIMUM SHOW REQUIREMENTS

1) CONFORMATION CLASSES: Show management has the option of offering conformation classes at a show in Open, Amateur and Youth divisions. Conformation classes may be offered in only one of three (3) categories. See J-6 Conformation classes for specific categories.

Two of the Conformation classes are based on horses age and must be offered in all gender divisions with the exception of stallion classes in the youth division. The third category is to offer Conformation classes that combines all ages and genders per divisions with the exception of Youth division, as they cannot handle or show stallions.

2) PERFORMANCE CLASSES: There shall be no minimum number of performance or cattle classes required to have an ARHA approved shows for ARHA points. The number of performance classes shall be left to the discretion of show management. Any one performance class can be approved by submitting a show approval application.

A) When requesting a junior and/or senior class, both classes must be applied for. Should junior and senior classes be offered, a third combined age class (All Age) will not be recognized for points as no horse can show twice for the same points.

B) An approved class or classes as listed in the rulebook (with class code numbers) may qualify for ARHA approval providing an ARHA Approved judge is used and the class is open to ARHA registered horses only.

C) It is recommended but not required that all ARHA approved shows offer youth, novice youth, amateur and novice amateur events.

SECTION F-3 CHARTER SHOW & HIGH POINT SHOW AWARDS

- 1) High Point & Versatility Awards at Charter Shows Refer to General Rules
- 2) Charter Year-End Awards Refer to General Rules

F-4. TYPES OF SHOWS

A) Single Judged Shows: A single judged show is limited to one judge in

the arena at any given time and held on one or more days.

B) Multiple Judge Shows: Multiple judged shows are two or more judges in the arena judging independently at one time on one or more consecutive day. Points will be awarded under each judge.

- 1) An entry in a multiple-judged show will be considered an entry under all judges and all show fees will be assessed accordingly.
- 2) Multiple judged shows must have each judge work independently, there shall be no consultation or visiting between judges during the actual judging of show.

C) Split Combined Shows: Any one show with classes split over a maximum of two (2) consecutive days with classes only held once. Split combined shows may be single or multiple-judged.

D) Special Events: Organizations or individuals wishing to sponsor Special Events (i.e. Top Ranch Hand Challenge, cuttings, reining, ranchmanship, etc.) must obtain the approval of ARHA if the results of such events are to be recognized and points are to be awarded to the horses that place in that event. Approval does not carry over from year to year and must be obtained for each individual event.

SECTION F-5. PREMIUM LISTS/SHOWBILL

A) PREMIUM LIST ENTRY FEES. Premium list and entry forms should be printed in order to insure uniformity. All shows must abide by the entry fee listed on their show premium.

B) PRIZES OFFERED. If money prizes are offered, the fixed amount of each prize shall be stated in the premium list. Special prizes do not have to appear in the premium list but it is recommended because it enhances the attractiveness of the show. The show committee is not required to award any existing un-won prizes.

C) CONTENT. The premium list shall contain a list of officers of the show and names of ARHA Officials. The exact location of the show must be specified and the date or dates to be held; also, the closing date of entries and exact date and starting time, list of ARHA approved classes in the order to be held and the name of judge for each day.

D) HEALTH REQUIREMENTS. Health requirements should be outline on show premium and enforced by the show management as required by state, federal law and facility requirements.

SECTION F-6. SHOW RESULTS

The results of any ARHA-approved show must be submitted in their entirety in the format specified by ARHA. All forms necessary to report show results will be made available on the official ARHA web site or can be mailed to show management upon request. Designated computer show program must be used for show results but will not be furnished by ARHA. Show management must submit the show program roster of all horses entered, cover/summary sheet, and rush memberships and registration applications taken at show to ARHA. Show records must be kept on file for one (1) year by show management or charter (roster of all horses entered, cover/summary sheet, and rush memberships and registration applications) Show management must also return completed judges Evaluation forms for show results to be processed, or any future show results will be denied until evaluation forms are completed and returned to the office.

1. Submission of Show Results: The submission of the original, correct and ACCURATE show results to ARHA must be postmarked within ten (10) days of the show. Any show results including any ARHA fees, and membership or registrations applied for at show not received in the ARHA office within 11 days of the last show may be subject to a \$50.00 late fee/ per judge plus \$10 each day late. Show results must include record of all riders and horses shown, including scratches, zeros, and no scores in properly placed as per show program. Show results must include membership numbers for all exhibitors and owners/co-owners. Show results must also include certificate of eligibility numbers for ever horse shown with the exception of non-ARHA classes. Added money classes must complete the Monies Earned Spreadsheet and submit it electronically. Coversheet is to

be completed and signed by the show secretary. Electronic show results must be submitted to the ARHA Office on official ARHA form(s). If show results are submitted incomplete, they will not be accepted and are subject to late fines same as late submission.

2. Show paperwork/forms are required to be mailed to ARHA requiring some type of signature confirmation. (IE: Fed-EX, UPS, or USPS certified or registered mail with signature conformation.). Show management will be responsible for any and all lost mail and fees that are sent without signature confirmation.

3. Shows failing to submit show results in accepted electronic format will be fined \$100 and are in jeopardy for priority dates the following year.

4. Retaining Show Records: At the close of show, the show management shall retain copies of judge's original, signed, final placing card, judge's score sheets, and a copy of show results, and any other show records and show entry forms for one (1) year from show date.

5. Publication and Correction of Show Results: Show results of approved shows will be posted on the ARHA website. A period of thirty (30) days from the time the show results have been posted on the ARHA web site will be allowed for a correction of printed results. After that date, no request for correction will be considered. It is the responsibility of the owner of record at the time the horse is exhibited to notify ARHA of any possible errors in show results.

6. Show Secretaries that receive request for corrections on their electronic show results from ARHA must be submitted within five (5) business days or will result in a ten (\$10) dollar per day/per judge fine.

7. Discrepancies: Discrepancies between ARHA approved show classes and classes actually offered and conducted at show shall be presented to the Board of Directors for judgment when properly submitted by contestant or show management.

8. Show Assessment Fees: Show management must collect seven dollars (\$7.00) per horse/judge and forward fees to ARHA office in order per horse/per judge for show results to be processed. These fees help to defray the costs of record keeping, ARHA certificates and awards.

9. Show management that fails to follow ARHA rules, which may or may not result in disqualification of an exhibitor or exhibitors, may be fined \$10 per disqualification. Additionally, if show management allows an individual(s) to exhibit without proper ARHA membership/registration, show management will be held responsible and billed in the amount of that membership/registration. Furthermore, failure of show management to follow and enforce any rules could result in loss of future show approvals.

10. Ties: Ties will be permitted in all scoring classes (excluding Ranch Riding and Conformation). Judges will have to place each individual exhibitor thru 10 place. With this option Judge's will be allowed to score a run as they see fit without worries of ties. (Judges are advised to avoid an abundance of ties but can mark horses with the score they deserve.) Horses and exhibitors that are tied shall receive the same amount of points (ie: in a ten horse class if there is a tie for second (2nd) place each horse would receive nine (9) points. Each tie will count as a placing: ie: in a ten (10) horse class with a two way tie for second place, the placings would be 1,2,2,4,5,6,7,...etc. Show staff and announcer shall make note of this rule and announce placings accordingly. Show management will be responsible for breaking ties for awards. Any prize money shall be added together and divided equally to tied exhibitors. See Payback scale on page 116.

SECTION G-1. SHOW PERSONNEL: ARHA expects show management to follow the guidelines as stated in each individual show management job description, but ARHA will not be held liable for any mismanagement of a show.

1. Show Secretary: Must be a current ARHA Member in good standing who has received Certification through the American Ranch Horse Association Office. Show secretary certifications will be good for 5 years unless show secretary has been notified by the American Ranch Horse Office. ARHA Office can request that Show Secretary return to the seminar or recertify at any time.

DUTIES: The show secretary shall compile class entries, record event records and keep the books, therefore, he/she must be proficient at bookkeeping, handling money on site and filing reports. He/she should attend ARHA show secretary seminars. He/she should be knowledgeable of all current ARHA rules. Show Secretary may not hold the position of show manager or ring steward at a show where he/she serves as show secretary. The duties of the show secretary will include:

A) Assuring only horses registered with ARHA are able to compete in ARHA approved shows. The exhibitor must prove that the horse is properly registered with ARHA by presenting the ARHA Certificate Of Eligibility or a photocopy or phone photo of it. Registrations excluding Grade Horses maybe registered the day of the show but are required to complete an ARHA registration application (Certificate Of Eligibility), including proper fees, rush fee and submit a copy of their breed association papers.

B) Show management must inspect the Certificate Of Eligibility (or a photocopy, or phone picture) of each horse entered in the approved class. Failure to do so may result in cancellation of future shows.

C) Show management must inspect the Certificate Of Eligibility (or a photocopy) of each horse entered in the approved class. Failure to do so may result in fines and/or cancellation of future shows.

D) Entries must be made in the name of the recorded owner.

E) Any horse entered in an ARHA approved show must be listed under its complete registered name and number to be eligible for ARHA points.

F) All approved classes must be open to any American Ranch Horse Association Horse owner meeting age, ownership and eligibility requirements. Membership in ARHA is the only mandatory membership required.

G) All Membership cards/division or photocopies or phone picture of exhibitors and owners must be presented at the time of entry. Should an exhibitor be unable to produce a copy of their current membership card, they will be required to purchase another membership to be eligible to show.

H) Membership cards may be purchased the day of show prior to entry. However, the Show Rush Fees will apply (See Rush Applications for fees).

I) The show secretary shall be responsible for the entry fees, office and show charges, etc., and for any fees collected for membership on behalf of ARHA. Cash payment made to the show secretary for these fees must be converted to a money order or check before being sent to ARHA.

Other duties that the Show Secretary is responsible for are:

1. Making sure all health & coggins certificates are current.
2. Inspecting all master entry forms.
3. Accepting entry fees.
4. Issuing exhibitor numbers.
5. Keeping Records of each entry and exhibitor in each class.
6. Supplying class information to judges, announcer, stewards and gate personnel.
7. Supplying flags, barriers and any other required equipment for show.
8. Supplying time keepers with stop watches, and whistle or other audible device.
9. Forwarding all required show results and fees to ARHA Office.
10. Maintain current ARHA rule book for reference at show office.
11. Any additional duties as requested by show management.

2. Show Manager:

*** Unforeseen Situations or decisions not covered by this rule book shall be decided by the Show Manager, with consultation from the Judges.**

A) Any reputable current ARHA member may act in the capacity of show manager who can furnish proof that he/she is capable through ability or experience and is familiar with ARHA rules. It shall be the responsibility of the show manager to insure a qualified judge(s) and ring steward(s).

B) The show manager shall at all times extend every effort to satisfy the comfort of horses, the exhibitors, the spectators, and officials. He/she should also make every effort to ensure that ARHA rules are followed while the show is being conducted.

- C) He/she shall be held responsible for the maintenance of clean and orderly conditions through the show.
- D) He/she will be in charge of posting all patterns, points and draws and keeping show moving in a timely manner.
- E) Will be present on the show grounds for the duration of the show.
- F) Have the right to establish ground rules with reference to the amount of time an exhibitor is allowed to begin performance, dependent on the facilities and conditions. If such ground rules are established, show management should see that they are enforced.
- G) It is mandatory that show management issue each horse only one set of back number regardless of the number of classes entered or the number of exhibitors showing that horse.
- H) Receive written or verbal complaints from exhibitors, trainers, owners, show participants and other ARHA members of incidents of cruel, abusive, or inhumane treatment of horses on show grounds or any other complaints or incidents of rule violations and forward such to ARHA.
- I) Upon report or discovery of inhumane treatment, immediately investigate the incident and report it to ARHA. Show Management shall make every effort to obtain concurrence of any ARHA approved judge on the grounds or ARHA authorized personnel, if available. Any verbal or written warning performed by the show management at a show for inhumane treatment is to be reported in writing to ARHA. If an incident is later reported to ARHA and knowledge gained that the show manager was present and did not report the incident, this could jeopardize their ability to manage an ARHA approved show in the future.
- J) If at all possible, ARHA approved shows should not run more than 15 consecutive hours from the scheduled time to the conclusion of the show, including breaks. Show management will be subject to review should the show last over the 15 hour period.
- 3. Ring Steward:** A competent ring steward that is a current ARHA member will be required at all approved shows. Any reputable person may act in the capacity of ring steward who can furnish proof that he/she is capable through ability or experience and is familiar with ARHA rules. Ring Stewards must wear appropriate western attire including western hat.
- A) It should be born in mind that a good ring steward makes the work of the judge much easier by relieving the judge of unnecessary details. By assembling the class promptly, he/she will be able to keep the judging procedure on schedule by eliminating long delays between classes.
- B) The steward shall notify the judge when all horses are present for each class and call his/her attention to horses who are absent. This information will be placed on the record which the Steward marks after each class has been judged.
- C) The Steward must bear in mind that he/she has been scheduled to help the judge, not advise him/her. He/she shall refrain from discussing or seeming to discuss, the horse or exhibitors with the judge. Stewards shall not take part or seem to take part in any of the judging.
- D) When he/she is not actively engaged in his/her duties, he/she shall place himself/herself in a position so as to not interfere with judging or view of exhibitors and/or spectators. The Steward shall endeavor to keep the possibilities of an accident to a minimum.
- E) The Steward has charge of the activity in the arena. He/she should act as a mediator between the judge and exhibitor. The judge should request the Steward to move or place horses as he/she advises. When the arena size is small and the class entries are large, he/she should survey the situation and take every precaution to keep horses moving until the judge is ready for them to be judged.
- F) He/she has the authority to ask an exhibitor to remove his/her horse for safety of the other horses or spectators.
- G) It is necessary that only a competent Ring Steward be used; one who can control the conduct of the exhibitors and horses in the arena; who can competently keep the classes progressing and who is familiar with the rules and regulations of ARHA.
- H) The Ring steward shall not have the responsibility of blowing whistle

or horn in any class where a mistake be could result in disqualification of the exhibitor.

I) Ring Stewards are not permitted to take and/or use their cell phones while in a working capacity. Show management and/or Judge may immediately terminate contact and compensation as seen fit.

4. Gate Stewards: The gate steward supervises those who enter the arena before, during and after the competition. They are required current ARHA member.

A) They are responsible for getting the correct people in the arena at the right time.

B) The most important duty of gate personnel is to control traffic, thus avoiding confusion by exhibitors.

C) They are responsible for informing the show secretary and ring steward about no shows and changes in the classes occurring at the gate (i.e.: late entries, incorrect entries, etc.)

D) The gate steward is also responsible for checking the arena fence for any needed maintenance and making sure all gates and openings are securely closed after each individual or class enters the arena. One gate should be kept clear at all times for emergency purposes.

E) The gate steward should be knowledgeable of ARHA rules and regulations and have rule book on hand to answer any exhibitor questions before exhibitors enter arena for judging.

5. Time Keepers:

A) Time Keepers are supervised by the ring steward and the judge. It is necessary for the time-keeper to understand horse show procedure in specific timed events and be well versed in ARHA rules governing those classes.

B) When electric timers are used, a stop watch should be used as a backup. If electric timers are not available, two stop watches should be used and the average of the two times taken as the official time, unless listed for a specific class. Three fully checked and functioning stop watches and a whistle or other audible device shall be supplied by show secretary for time keepers use.

SECTION G-3. JUDGES

A) Only judges approved by the ARHA shall be qualified to judge any approved ARHA event. Judges must be current ARHA members. A list of approved judges shall be kept and maintained current by the Association and shall be made available to ARHA members and charters upon request to the Association.

B) Designation as an ARHA approved-judge is a privilege, not a right, bestowed by the Judges Committee, according to the procedures formulated by it, to individuals whose equine expertise and personal character merit the honor. A judge shall judge an ARHA approved event in accordance with all the rules, regulations, directives and guidelines issued by ARHA. A judge shall honestly, fairly, and impartially judge each horse exhibited to him or her, strictly on the horse's conformation and/or it's performance as the rules of the particular event dictate. An individual's conduct as a member, exhibitor and judge must be exemplary; is subject to continual Judges Committee review. A judge with a questionable judging record may be asked to attend a judging seminar and/or test as deemed necessary by the Judges Committee. Judges status may be revoked by the Judges Committee with or without notice or formal hearing; subject only to ultimate review by the Board Of Directors, with or without notice or formal hearing.

C) The qualifications sought among ARHA judges are: equine expertise, personal character and interest in promotion of ranch type horses and events. An individual's conduct as a member, exhibitor and judge and his ability must be exemplary and is subject to continual committee review. A judge must support & uphold the scoring system, rules, standards, guidelines and philosophies of ARHA at ARHA approved events.

D) An application to become an ARHA judge may be obtained from the Association office. A prospective judge must attend an ARHA Judges Seminar. And upon passing the testing requirements as set forth by the Judges Committee will have their name added to the Judges List.

- 1) Must be at least **25** years old.
 - 2) Approved judges and prospective judges must have a current Judge's membership card.
 - 3) All approved judges must submit to re-testing every two (2) years.
 - 4) The ARHA Judges Committee may, on reasonable notice, require any current judge to attend a Judges Seminar and retest. Failure to comply or failure to pass the testing will result in the immediate suspension of judging privileges.
- E)** Grounds for removal of an individual from the ARHA's approved judges list shall include, but not limited to the following:
- 1) Suspension from ARHA membership or denial of any privilege thereof.
 - 2) Failure to comply with ARHA's rules and regulations.
 - 3) Judging a class or show of horses listed with a registry using in it's name the words American Ranch Horse, but is not recognized by American Ranch horse Association (ARHA) .
- F)** Removal of an individual from the approved judges list for any reason shall be absolute, with no provision for automatic reinstatement. An individual who is suspended from ARHA membership or is denied ARHA privileges may not apply to become an approved judge until the expiration of one year following the reinstatement of ARHA membership or privileges.
- G)** Any request to speak to the judge must be made through the ring steward or a show official.
- H)** All rules pertaining to judges, as contained in the ARHA Official Rule Book, may be implemented by ARHA staff through supplementary regulations.
- I)** A judge shall have the authority to place a horse in whatever position in a class he thinks the merit of the horse justifies. His decision shall be final in all cases affecting the merits of the horses. Once a class has been judged it shall not be re-judged and once the judge has marked his final record there shall be no changing of places. If clerical corrections are made, they must be initialed by the judge.

SECTION G-4. JUDGES MUST:

- 1) Hold current ARHA Judge membership as specified in this rule book and are considered delinquent if not paid by January 1st for the next year. A judge delinquent in the paying of dues for a period of 30 days will be removed from the list of approved judges and will be required to reapply for inclusion to the list of approved judges under current procedure for admission of new applicants. Judges are prohibited from officiating at an ARHA approved show if their membership has expired. If an ARHA judge does not have a current membership and accepts a job as an ARHA Judge, he/she will be fined \$100 and must also pay the membership fee.
- 2) A judge who undertakes the obligation to officiate an ARHA sanctioned show is responsible to fulfill that commitment. Should he/she be unable to officiate for any reason, he/she is required to arrange a suitable, Qualified replacement. Judges are also required to notify the ARHA Office of said change. Failure to do so, for any reason, will result in immediate suspension of judging privileges.
- 3) A judge shall conduct himself/herself in a manner fitting and proper to one afforded honor of officiating at an ARHA approved show. Any misconduct on the part of a judge at any ARHA show such as drinking immediately prior or during the show, the use of abusive language, or any other action unbecoming to one of his/her position either on the grounds or elsewhere during the duration of the show will make him/her subject to complete and impartial hearing on the cause of the complaint before the appropriate committee.
- 4) Judges shall keep in mind that while judging they are representing ARHA and is required to wear appropriate western attire for a judge, including western hat, and boots, while judging an ARHA show.

5) Adhere to the Judge's Code of Ethics, and at all times, act in a professional manner.

6) Place through ten places in a class; be responsible for tallying the correct number of entries actually exhibited in a class and recording the correct figure on the form supplied by ARHA. It is the judge's responsibility to complete, sign and return this form to ARHA within ten (10) days after the show.

7) Drop bridles in a minimum of 3 (three) classes with one being in a Ranch Riding class and two (2) Performance classes of their choice.

8) In individually worked classes, allow exhibitors incurring a score of 0 to complete the pattern as long as they stay within reasonable confines of the described pattern or course, stay within a reasonable working time allowed for the pattern or course and avoid excessive training or abuse.

9) Exhibitor must make a request through the ring steward or other show official for the judge's opinion concerning that exhibitor's horse, it is urged that the judge will give his/her opinion courteously and sincerely in the presence of the ring steward or other show official; however, there will be no fraternization between an exhibitor and judge during the show.

10) Placings/Score Sheets: The judge must place all contestant numbers through ten entries, *including disqualifications*. It is mandatory that all judges use the official ARHA Judges score sheet for all classes they are provided for. All score sheets are to be turned in to the Show Secretary and must be sent with show results. All disqualifications and no-times are to be noted on judges card.

11) Ties: Ties will be permitted in all scoring classes (excluding Ranch Riding and Conformation). Judges will have to place each individual exhibitor thru 10th place. With this option Judge's will be allowed to score a run as they see fit without worries of ties. (Judges are advised to avoid an abundance of ties but can mark horses with the score they deserve.) Horses and exhibitors that are tied shall receive the same amount of points (ie: in a ten horse class if there is a tie for second (2nd) place each horse would receive nine (9) points. Each tie will count as a placing: ie: in a ten (10) horse class with a two way tie for second place, the placings would be 1,2,2,4,5,6,7,...etc. Show staff and announcer shall make note of this rule and announce placings accordingly. Show management will be responsible for tie breaks for awards. Any money shall be added together and divided equally to tied exhibitors.

12) Show Evaluation Sheet: Each judge shall be responsible for independently completing the ARHA Show Evaluation form provided by the show secretary and return this form to ARHA within ten (10) days of the show.

13) Bad Conduct of Exhibitor: A judge may order any person or horse from competition for bad conduct of one or both.

14) Disqualify: A judge shall disqualify an entry for attire and/or prohibited or missing equipment required by ARHA rules.

15) Blood: In all divisions, if a horse's mouth and/or sides are found bloody, the judge must disqualify the entry.

16) Judges are required to have whistle, stop watch, and ARHA Rulebook in their possession at the show.

SECTION G-5. JUDGES MAY NOT:

1) Judge applicants may not re-apply for a period of two years if an applicant fails to achieve judges credentials after three tries. Levels counting as a failure:

A) Failure to pass the judges examination.

B) Failure to obtain approval from the Judges Committee or the ARHA Board Of Directors for any reason.

2) Have a conflict of interest between ARHA's objective and their own personal business or pecuniary interest. Specific acts of obvious conflict of interest for judges are:

- A) Judge a horse that is owned or exhibited by anyone from whom he/she has received a salary, commission, or any kind of remuneration from selling or buying any horse for that individual, whether or not a horse is concerned in the transaction, has been employed, or has represented such individual in any capacity for remuneration, within sixty (60) days from the date of the subject show.
 - B) Personally exhibit a horse, nor can a horse owned, in whole or part, by the judge be exhibited at an approved show in which that judge is officiating.
 - C) Be involved in the management of a show and officiate as a judge at that show.
 - D) Judge a horse belonging to, or being exhibited by, any member of his/her immediate family (spouse, son, daughter, father, mother, sister, brother, grandchildren). These specific areas of disqualifying conflict of interest are not exclusive and judges are ineligible to judge another's horse in other situations not designated by the rule.
 - E) If a judge cannot exercise an objective opinion, free from possible prejudice, bias or outside influence, because of a connection with an owner, exhibitor or anyone else connected with the horse, or for that matter, if such a connection would appear to others a possible bias whether or not the judge feels he she would be affected, a judge must disqualify himself or herself.
- 3) Officiate more than three (3) consecutive years at the same show. A judge cannot judge two (2) shows within 150 miles of each other within 30 days.
- 4) Appear on the show grounds more than thirty (30) minutes before judging. A judge shall not visit the stall area, nor visit with owners, exhibitors or owners representatives, nor inspect or discuss any horse entered in the show before the judging (including the day prior to the contest), nor shall he/she review the program until after the judging has been completed; but he/she shall be furnished a schedule of events by the show management prior to judging. Any discussions with exhibitors should be monitored by someone that is an appointed show official.
- 5) Ride or, in any manner, participate in the role of an exhibitor for horse in the class while judging an event.
- 6) Re-judge a class once it has been judged, and once the judge has marked his/her card and places for awards made, there shall be no changing of the judges record. However, a judge may change their judge's card, if proper documentation and proof that a clerical error has occurred, the clerical error(s) must be corrected with in a reasonable period of time but no longer than one hour after the last class of the day.
- 7) Ask the exhibitor to change horses with another exhibitor.
- 8) Handle or touch horse except in an emergency situation.
- 9) After accepting a judging assignment have any contact with exhibitors either personal, internet, or phone unless it is in regards to the judging contract or information regarding the show.
- 10) Visit or socializes with an exhibitor the day prior to or day of the show.

SECTION H-1. ARHA OPEN DIVISION CLASSES:

To enter open division classes every person must possess a current ARHA membership card and produce such card or photo copy or phone photo of the card at entry booth to be allowed to compete or exhibit horse. Open ARHA classes are open to all contestants regardless of age or status. An exhibitor that is not a current ARHA member may complete a rush ARHA membership application that is specially provided by show management and pay for it at time of entry. Such membership application and fee is to be submitted with the show result forms. If an exhibitor is a member but cannot produce their card or a photo copy of their card at the show, they must fill out a replacement membership form and pay the membership fee at the show before entering.

SECTION H-2. YOUTH ELIGIBILITY-YOUTH OR NOVICE YOUTH

A) To compete in an ARHA approved Youth or Novice Youth division classes, every youth must possess a current youth membership card and/or novice youth card and present such card, or copy of card, or phone photo when making entry at a show. *Failure to present card or copy of card at time of entry will result in denial of entry.* A replacement card may be purchased. ARHA youth or novice youth card rush applications will be provided by show management at shows. This application and fee must be submitted to show management the day of the show at time of entry.

B) To obtain a current year's Youth and/or Novice Youth card, a person must be no more than eighteen (18) years of age on January 1 and will be considered eighteen (18) years of age for the balance of that calendar year for horse show purpose. Upon age nineteen (19) years on any January 1, the person is no longer eligible for ARHA youth events. See Fee schedule for youth and novice youth card. Cards are valid from January 1 through December 31. A youth's age status will be considered their age as of January 1st for that show year.

C) Youth membership (in youth name only) allows youth to compete in any Youth or Open Division class. Youth Novice Division card allows eligible Novice Youth to compete in Novice Youth, Youth, and Open Division classes. Youth who eligible and wish to compete in both Youth and Novice Youth must designate eligibility on membership application. Youth may not compete in any Amateur or Novice Amateur Division.

D) Youth exhibitors may participate in youth events on non-owned horses but horse owner(s) must be current ARHA member.

E) Youth are not permitted to show or handle stallions in any ARHA events or handle any stallion on show grounds at any ARHA events.

F) Youth and Novice Youth points are recorded on the Horse/Exhibitor combination. Youth and Novice Youth points are not combined.

G) Applicants are responsible for verifying eligibility regarding any and all point requirements.

H) If an individual is considered a Novice upon application, he/she will be considered a novice for that calendar year.

SECTION H-3. REQUIRED YOUTH AGE DIVISIONS

A) It is recommended that, where there are large performance classes the classes are divided into age groups (determined by the age of the exhibitor) to provide more equal competition. Age divisions listed below do not apply to conformation classes.

1. If there are to be one (1) class, undivided, the age group is to be 18 & under.
2. If there is to be two (2) classes, the age division must be:
 - a. 13 and under;
 - b. 14 - 18

B) Age groups may be combined at a show, at the direction of the judge and the show management with a unanimous consent of all exhibitors involved in the class only if there are 2 or less entries on one or both of the age groups to be combined.

SECTION H-4. PAYBACK IN YOUTH CLASSES

- A) Shows may pay back in Youth Conformation and performance classes excluding Showmanship, Horsemanship as youth are being judged not the horse.
- B) ARHA Youth may accept class payback and cash high point awards without jeopardizing his/her ARHA Youth status.
- C) Individuals are encouraged to check with other organizations they may be involved with on how this affects their amateur/youth status in that organization.
- D) Youth weekend high point awards may be paid to a one horse/rider combination only.

SECTION H-5. YOUTH HANDLING STALLIONS: No Stallions, monorchid or cryptorchid horses, regardless of age, will be permitted to be shown or handled on the show grounds by any persons eighteen (18) years of age and under. If the certificate of eligibility indicates "stallion" for a horse that has been gelded, entry into an any class requires that a gelding statement form be filed with show results and the original certificate of eligibility be submitted with show results for modification. Failure to comply will result in the forfeiture of points, titles, awards and earnings.

SECTION H-6. AMATEUR ELIGIBILITY

An amateur is defined as a person, who at the time of application for the past 36 months has not received direct (money) or indirect (goods and services) remuneration for:

- A) training astride or showing astride any western-type equine discipline.
 - B) giving instruction on showing or training, and clinics.
 - C) sponsorship or endorsement unless approved by the BOD and Amateur Committee due to celebrity status gained outside the equine industry.
 - D) held credentials of a horse show judge for any western-type equine organization
 - E) Are a member of any Professional Horseman Association.* If you are a horse trainer or a Judge in a non-western type horses, Please contact office with further details. ARHA will have final decision if applicant is eligible for amateur status.
- 1) To be eligible for amateur membership, or to become eligible for reinstatement to amateur membership, the individual must wait a period of three (3) years from the date of the last incident which rendered the individual ineligible. Violation of ARHA's rule requirement for truthful application for amateur status may be cause for more severe sanction than such waiting period.
 - 2) An applicant must complete and answer all questions pertaining to the amateur status on the official ARHA amateur membership application declaration and submit proper fees and agree to abide by the Amateur rules. Applicants are responsible for verifying eligibility regarding any and all point requirements on any class. Every person competing in as Amateur must possess a current ARHA Amateur Membership card issued by ARHA. Show Management must inspect the card, or a photo copy of card, at any show entered.
 - 3) To qualify as an Amateur exhibitor with ARHA, an individual must be nineteen (19) years of age or older as of January 1 of the year applying or must otherwise be ineligible for Youth events. For ARHA show purposes, the age of the individual as of January 1 will be maintained throughout the year.
 - 4) Amateur may show a horse that he/she does not own but the owner must be a current ARHA member. Payment of entry fees and/or expenses by anyone other than amateur, his/her immediate family, or a corporation, partnership or other business entity in which the amateur and/or a member of his/her family are the sole and only owner, shall be considered remuneration and could jeopardize amateur status.
 - 5) Amateur status may be revoked at any time for violation of any

ARHA rule or regulation. A person revoked from amateur status must relinquish their amateur card and return it to ARHA upon notice. Upon revocation of amateur membership because of ineligibility, all amateur points earned from time of violation of eligibility rules shall be revoked. During that ineligible time period, the member may only show in ARHA Open Division classes.

6) Amateur and Novice Amateur points are not combined for titles and/or awards and are recorded on the Horse/Exhibitor combination.

SECTION H-7. PAYBACK IN AMATEUR CLASSES

A) Shows may payback in amateur conformation and performance classes excluding showmanship, horsemanship as amateur is being judged not the horse.

B) Premium money won is not considered remuneration.

C) ARHA Amateur may accept class payback and cash high point awards without jeopardizing his/her ARHA Amateur status.

D) Individual are encouraged to check with other organizations they may be involved with on how this affects their amateur status in that organization.

SECTION H-8. AMATEUR INVESTIGATION PROCEDURES:

A) An Amateur card is a privilege not a right.

B) The Amateur and Ethics Committee may review any or all applications and make a recommendation to the ARHA Board Of Directors whose decision shall be final.

C) Should a member wish to protest the eligibility of an amateur, he/she must file a protest with the ARHA Office in accordance with the procedures set forth in the Disciplinary Procedure section.

SECTION H-9 NOVICE YOUTH AND AMATEUR DIVISION

A) Exhibitors that have shown as an amateur or youth in the ARHA may obtain novice status if they have not acquired more than 1,000 total national points cumulatively in all divisions excluding Conformation classes. Exhibitor must hold a valid novice amateur or novice youth card. Riders may use a horse without the restriction of ownership but the owner of said horse must be current member.

B) A Novice Exhibitors may win any association World Championship Novice title and/or any association Novice Year-End High Point Title in any Novice Division event but will lose their eligibility should they win a World Championship title, Year End Title in an upper division (ie: All Age, Junior, Senior- Open Division, Amateur Division or Youth Division.

C) Prior show experience includes showing in ANY association, including different disciplines for more than three (3) calendar years.

D) An application/renewal for the ARHA Novice Amateur/Youth Division must be submitted each year of potential eligibility. Falsifying the Novice Division Application will result in disciplinary action by the association.

E) ARHA reserves the right to verify information provided by an applicant and to refuse eligibility into the Novice Division. This determination will be provided by an applicant and to refuse eligibility into the Novice Division. This determination will be provided to applicant in writing.

F) The Amateur/Youth obtaining Novice status will maintain eligibility as a novice for the entire calendar year regardless of the points earned or awards or titles received that year.

G) The responsibility lies with the Exhibitor to know how many points they have. Exhibitors may contact ARHA Office to verify their points and eligibility.

SECTION H-10 NOVICE RULES

A) Every exhibitor – Amateur or Youth, must possess an ARHA membership card as well as a Novice Amateur or Novice Youth membership card indicating their novice status to enter novice classes.

B) Novice points are accumulated on the exhibitor only.

C) Novice Point Cap is 1,000 points

D) A charter may choose which classes they will offer at their shows in the Novice Youth and Amateur Division. Charters may add Novice Youth or Novice Amateur classes in the following events:

- 1) Ranch Riding
- 2) Ranch Trail
- 3) Horsemanship
- 4) Showmanship
- 5) Ranch Reining
- 6) Ranch Cutting
- 7) Ranch Roping
- 8) Boxing
- 9) Ranchmanship
- 10) Cow Catching

E) All Novice classes will be judged in accordance with ARHA rules.

F) Eligible youth and amateur novice exhibitors may also enter their perspective amateur or youth classes and ARHA open division classes.

G) Any Novice points earned will not carry over into youth or amateur division classes.

H) Register Of Merit (ROM's) will not be presented for Novice Classes.

SECTION H-11. NOVICE CATTLE DESIGNATION

This designation is offered to encourage exhibitors who have shown and been successful in non-cattle riding events who are ineligible for or pointed out in the novice division to hold an ARHA Novice Cattle Designation. The American Ranch Horse Association remains committed to developing horses and exhibitors that are confident in all aspects of an all-around program that includes cattle classes. The ARHA recognizes that exhibitors new to the association may have strong competencies in areas such as horsemanship, trail, reining, and ranch riding yet have never shown in cattle events. This designation as a novice in "Cattle Only" will allow these exhibitors, and seasoned ARHA Exhibitors who have not tried cattle classes, to compete with others who are also new to these events.

ELIGIBILITY

A) Amateur & Youth exhibitors who do not qualify for the novice program may request "Cattle Only" eligibility.

B) Novice Cattle eligibility is reserved for Amateur and Youth Exhibitors who have not previously show in any cattle classes or events.

C) These exhibitors may show in Novice Ranch Cutting, Novice Ranch Roping, Novice Ranch Boxing and Novice Cow Catching until they accumulate 1000 points in cattle classes.

D) Novice Rules will apply to Novice Cattle Designation.

SECTION H-12. POINTS

1) Points shall be awarded to qualifying horses entered and exhibited in ARHA approved shows. Points will be based on the number of horses in the class per the point scale. Refer to rule H-13.

2) Points awarded in the open division will be compiled on the horse regardless of the rider.

3) Points awarded in amateur , youth and novice classes will be designated as such and not considered for any other ARHA award or title. Amateur, Youth, and Novice points are to be compiled on a one horse/one rider basis and will count towards the division award as long as the amateur, youth or novice requirements are met as outlined. Novice points will not be combined with riders amateur or youth points. In the event the horse is sold or another exhibitor competes on it a new start must be made by the new exhibitor, except if the horse is acquired by the previous owner then points will be reinstated.

4) Classes with less than two (2) entries will not be awarded points, but all classes will be judged.

5) If a horse is disqualified from a class, it is not to be placed as a point earning entry, regardless of the number in the class, but counts as an entry in the class. The judge must mark DQ next to the exhibitors number on the judges card.

6) No horse can show twice in the same class at the same show for the same points.

7) Correction of show results must be sent in within 30 days of the show results being posted.

8) Ties refer to Section G-4 #11.

H-13. ARHA POINT SCALE: A uniform point system shall be maintained by ARHA with regard to all horses competing for all ARHA awards. Points shall be awarded to qualifying horses entered and exhibited in ARHA approved shows and events according to ARHA point chart. There will be a maximum of ten points per class awarded. Each class must be placed through the 10th horse or if less, whatever number is present with the exception of the World Championship Show. Exhibitors competing at the ARHA World Championship Show will earn double points in all ARHA approved point classes.

No. Horses In Class	Placings									
	1st	2nd	3rd	4th	5th	6th	7th	8th	9th	10th
1	0									
2	2	1								
3	3	2	1							
4	4	3	2	1						
5	5	4	3	2	1					
6	6	5	4	3	2	1				
7	7	6	5	4	3	2	1			
8	8	7	6	5	4	3	2	1		
9	9	8	7	6	5	4	3	2	1	
10 & over	10	9	8	7	6	5	4	3	2	1

SECTION H-14. GRAND & RESERVE CHAMPION: Refer to Section J-6. in the rule book for information on the points earned.

SECTION H-15. RIBBONS:

The following ribbons are recommended for conformation and performance classes:

1st place.....blue	7th place.....purple
2nd place.....red	8th place.....brown
3rd place.....yellow	9th place.....dark grey
4th place.....white	10th place.....light blue
5th place.....pink	Grand Champion.....purple
6th place.....green	Reserve Champion...purple & white

SECTION H-16. ARHA TITLES & AWARDS

Eligibility: ARHA shall issue awards on an annual or lifetime basis as described within this section with provisions that the owner/owners or horse eligible for such awards are current members in good standing. Should a horse earn the required points to be eligible for an ARHA award and /or title and the owner is not a member in good standing the award/title will not be issued nor will notice of such eligibility be sent to such owner(s). ARHA awards will only be issued to owners(s) selecting to maintain membership in the current year or years of competition plus the year of notification should notification be normally given in a year following the year of earning an award or title as in the case of Ranch Horse Of The Year titles. This rule pertains to the last recorded owner on the ARHA records at the time of determining the awards. ARHA will not search records or address of owners that are not current members. Titles and Awards will only be issued at the end of the year.

SECTION H-17. Register of Merit (ROM): The ARHA Register of Merit when a horse has earned 75 points per the scale of points for one event, in one division (excluding Novice) as listed in this handbook. Division points for individual classes will not be combined for ROM Titles. Conformation Points earned may be carried over from year to year. Weanling year forward with no age limits; Performance Classes - Points to be earned toward ROM in each performance class, but no ROM will be distinguished for junior horse or senior horse division. Performance

points will be carried over from year to year. In the event that an ROM is awarded, a proper certificate shall be presented to the owner of the said horse. Once a ROM is earned in an event, a horse cannot receive a second one in the same event/division.

SECTION H-18. ARHA Champion: The title ARHA Champion will be awarded to horses that have won a total of 225 points in 5 or more shows under 5 or more judges and have earned an ROM in conformation, and 2 ROM's in a performance class in any one division. Points may be accumulated in more than one year. In the event that the title of ARHA Champion is awarded, a proper certification shall be presented to the owner of the said horse.

SECTION H-19. ARHA Ranch Horse Champion: This title will be awarded to horses that have earned an ROM in conformation, an ROM in a non-cattle events and ROM in a cattle events for a total of 225 points per division. Points may be accumulated in more than one year. In the event that this title is awarded, a proper certificate shall be presented to the owner of the said horse.

SECTION H-20. Superior Event Horse: This title will be awarded to horses that have earned a combination of 200 points in any one ARHA point earning event per division. The number of shows and judges has no effect on this title. Points may accumulate in more than one year. In the event that this title is awarded, a proper certificate shall be presented to the owner of the said horse.

SECTION H-21. ARHA Super Ranch Horse: This is the most superior award in ARHA. The horse must have the Superior Event title in each of the following seven (7) events in Ranch Horse Conformation, Ranch Riding, Ranch Cutting, Ranch Trail, Ranch Roping, Ranch Reining, and Working Ranch Horse in the same division. An appropriate plaque or trophy will be presented to the owner of the said horse.

SECTION H-22. Performance Versatility Award: This title will be awarded to the horse that has earned Five (5) ROM's in 5 events in the same division, with one ROM in a conformation class, and at least one ROM in a cattle event per division. Horses earning this award will be awarded an appropriate trophy or plaque to the owner of said horse presented at the annual national Awards Banquet.

SECTION H-23. Certificate Of Superior Ability

This title is awarded in the Open Division to the horse, and in Amateur and Youth divisions on the horse/rider combinations that have earned 500 points in a conformation, performance or cattle event.

SECTION H-24. Gold Medallion Award

This title is awarded in the Open Division on the horse, and in the Amateur and Youth divisions on the horse/rider combinations that have earned 1000 points in a conformation, performance or cattle event.

SECTION H-25. Ranch Horse Of The Year (Honor Roll):

A) ARHA shall award Ranch Horse Of The Year titles on an annual basis to the horse earning the most points in each class/division during the calendar year providing that the winning Honor Roll Horse earns a minimum of 25 points at a minimum of two separate show are earned in the said event.

Should there be a tie it will be broken by whom ever has the most first places; followed by number of shows shown at.

B) Ranch Horse Of The Year titles will be awarded to each Open, Amateur, and Youth class category (with the exception of Conformation, should all three (3) Categories be offered at shows, the categories will be combined with titles presented in category B) and performance class listed (excluding Junior & Senior horse separations).

C) The Association will present Ranch Horse Of The Year Awards at the Annual ARHA Awards Banquet.

SECTION H-26. ARHA Year End High Point Award

- A) A Year-End All-Around Award and Reserve All-Around Award will be given to the winner in the open division, amateur, youth, novice amateur and novice youth division with any one horse in their respective division Earning the most points in conformation, performance and cattle at ARHA approved shows. This award will be presented at the ARHA Annual Awards Ceremony.
- B) Points must be earned in at least one cattle event category.
- C) The Top Five exhibitors in each division will be recognized at the ARHA Annual Awards Ceremony held each year.

SECTION H-27. ARHA High Point Novice

ARHA Novice Amateur and Youth High Point & Reserve will be presented with an appropriate award that will be presented at the annual ARHA National Awards Banquet.

SECTION H-28. Fraudulent Claims to Awards: The registration certificate of any horse shall be revoked permanently by ARHA if the owner fraudulently advertises, claims or holds forth that certain horse is entitled to any title prior to being officially notified by ARHA of such fact. Furthermore, the person violating this rule shall be suspended from ARHA for a time determined by the ARHA Executive Committee.

SECTION H-29. World and Reserve World Champion: ARHA may elect to host, sponsor, recognize, and approve a competitive event to designate World Champion and Reserve World Champions. Such competition would be open with no qualifications to limit entry, other than a registration and membership in good standing. ARHA exhibitors will be awarded double points in ARHA approved classes at the World Championship Show. Notice of World Championship competition will be published by ARHA.

SECTION H-30. Charter Show High Point & Versatility Awards: High point awards offered at shows are *not* mandatory but may be offered in different divisions (open, amateur, youth and novice youth and amateur novice) at the discretion of the show management. Show management of said show will decide on the point system and tie breakers to be used at that show. Charter/Individual Show High Point and/or Versatility Awards are strictly on a club to club basis and DO NOT reflect in any way ARHA show results and/or points.

SECTION H-31. Regional High Point Buckles will be awarded to the Open, Amateur, Youth and Novice Division Overall High Point Regional Champion. To be eligible for this award, the high point exhibitor must earn a minimum of 25 points and must show in at least two different charter shows to win this award. Weekend and regional shows held in said region will count for this award. You must show in the that region to earn points for regional award. The Geographical Regions are in section E-5 in the Rulebook. The award will be presented at the annual National Awards Banquet.

SECTION H-32. Year End Awards/Titles . Every current member that competes in ARHA Approved classes will automatically be eligible for any National Year End Awards/Titles. There is no sign-up required. A cumulative tabulation of points earned by all horses in the open division or horse/rider combinations in amateur, novice amateur youth, novice youth divisions during the show season shall be kept by the office. No divisions will be combined for any award.

SECTION I. GENERAL SHOW RULES

SECTION I-1. ELIGIBILITY TO SHOW: All exhibitors and owners of horses showing in an ARHA approved show must be members in good standing. Every member is issued a membership card with an ID number. The number must be used on all official communication with ARHA, the card (or a photocopy/phone picture) must also be shown to the show secretary when entering ARHA approved classes. Renewals and new membership can be applied for at any ARHA approved show (a \$10 rush fee will apply). Entry forms must identify the horse with the correct

ARHA Certificate Of Eligibility number, the exhibitor with correct and current membership, and the owner(s) with the correct member and current membership numbers to identify the ownership entity as recognized in the ARHA database. Any deviation from the above information may affect points for lifetime and year end awards. It is the responsibility of the exhibitor and owner(s) to be aware of and abide by all the rules and regulations set forth in this ARHA Rule Book. Any person or entity in violation of ARHA rules may be subject to, but not limited to, fines, forfeitures, probation and/or disciplinary procedures. An ARHA approved show is open to all current ARHA members in good standing with ARHA. All approved ARHA classes and/or entries will be limited to horses registered with ARHA. Non-ARHA Classes may be offered at show management discretion but will not be eligible for ARHA points and/or awards. Any Non-ARHA classes must be held as a separate class (cannot be held concurrently) and must be noted as such on the show bill.

SECTION I-2. MEMBERSHIP CARD INSPECTION

A) Membership cards must be inspected for recorded owner(s) as noted on the Certificate Of Eligibility.

B) Each exhibitor's membership card must be inspected at the time of entry including amateur and novice cards.

C) If a member attends a show without proof of current membership, he/she will be required to complete an ARHA membership, Amateur, or Novice (amateur or youth) application, and pay membership fee before entering. If the member previously applied through the ARHA Office or at a show they can also find the memberships and Certificate of Eligibility information and numbers on the ARHA website under ARHA.

D) Memberships and Certificate Of Eligibility may be purchased at the show with the exception of grade horses, as they are required to submit their application to the ARHA Office. A \$10 rush fee per application will apply. Show Secretaries are required to mail to ARHA the following Tuesday after the show. All ARHA Membership/Registrations received at show will have checks made directly to ARHA. Show sponsor will receive \$5 per rush application if they meet the required postmark date, and all paper work, show results and forms are completely and correctly sent in.

E) "Proof To Show" for membership and registration can be requested Monday-Thursday during business hours for an additional fee (see Fee Schedule). No membership or registration numbers maybe requested over the phone please email ARHA Office.

SECTION I-3. CERTIFICATE OF ELIGIBILITY INSPECTION:

Only ARHA registered horses may enter and compete in ARHA approved shows and classes. The exhibitor must be able to prove that the horse is properly registered with ARHA by:

A) Showing original certificate (Certificate Of Eligibility)

B) Providing a photo copy or phone photo of the original certificate

C) Applying for new certificate (excluding grade horses) at the show and providing a copy of the horse's breed association papers with application.

D) Show Secretary must inspect proof of registration (original or photo copy/phone photo of Certificate Of Eligibility) at time of entry.

E) Every entry must be entered under the horse's full registered name and registration number as shown on the official Certificate Of Eligibility

F) A \$10 fine per animal will be assessed by ARHA against any show and/or show sponsor allowing any horse to enter with out proper certificate or photo copy/phone photo.

G) Any horse that is unregistered with ARHA, or for which proof of registration has not been furnished, will be eliminated from the show result, and class placing will be moved by the ARHA to reflect elimination.

H) Entries shall be made in the name of the last recorded owner(s) as listed on COE papers. All owners and exhibitors must be current members.

I) ARHA reserves the right to disqualify "unnamed" or "pending" entries from a class.

J) If a horse is shown without correct ownership on the Certificate Of

Eligibility the show secretary will be fine \$10 and the exhibitor will be fined \$25. A second offense will result in the exhibitor being disqualified from class and entry fee forfeited.

SECTION I-4. EXHIBITOR RESPONSIBILITY:

Each member, horse owner or others involved in participation in ARHA approved shows is charged with the responsibility to determine eligibility of persons exhibiting his/her horse by contacting ARHA regarding the current list of suspended persons before authorizing such participation. Every person competing in an ARHA approved class must possess either a current ARHA membership card, or membership card with amateur, youth or novice privileges, solely recorded in their name, or must complete a membership application and pay for it at the show including rush fee at the time of entry. Show management must inspect the card or a photocopy/phone photo of it at any show the exhibitor has entered. If the exhibitor is a member but cannot produce their card or a photocopy/phone photo of their card at the show, they must complete a replacement application, purchasing a new membership and pay the required fee at the show before entering.

Exhibitors are responsible for:

- A) Presenting to show management all ARHA Registration Papers (Certificate of Eligibility and Membership Cards) as well as any required state health and/or coggins papers that are required by show.
- B) Being knowledgeable of and following the current rules as set forth by ARHA and show management.
- C) Entry forms must be completed legibly and accurately with information exactly as printed on horse's Certificate Of Eligibility. Incomplete entry form may result in loss of ARHA points.
- D) An exhibitor is responsible for his/her own errors and those of his/her agent in preparation of entry blanks.
- E) Pre-entering and post-entering horse in correct conformation and performance classes. A horse entered in the wrong class may be transferred to its correct class prior to that class being judged.
- F) Reporting to the gate promptly for the class and notifying gate personnel of tack changes needed.
- G) Being considerate to other exhibitors and show management.

SECTION I-5. COMBINING CLASSES:

- A) Classes may only be combined as noted in the ARHA Rule Book under respective sections. See approved class list.
- B) ARHA Pointed and Non-pointed classes may run concurrently.
- C) When ARHA classes are combined, (ie: ARHA Junior/Senior or Youth 13 & Under/14-18) the placings must be posted under only one of the applicable class numbers.
- D) Show management may combine or split age groups as justified by entries if there is unanimous consent of all involved exhibitors; however, if one division is not a point earning class then show management may combine age groups, without unanimous consent of all exhibitors, in order to make the division a point earning class.

SECTION I-6. ENTRY FEES.

- A) **All day fees:** An exhibitor may be required to go in a set number of classes; however, no specific classes maybe required to receive all day fees. But this rule will not will not affect any *criteria* for any weekend high point.
- B) **Paying for another exhibitor's entry fee:** No person shall pay for exhibitor's entry fee for the purpose of enlarging a class nor shall any Person accept payment of an entry fee for another to enlarge a particular class. Violation of this rule shall disqualify both horses involved in the transaction and shall be referred to the proper ARHA authority for further disciplinary action as warranted.
- C) **Forced Entry:** An approved ARHA show may not require that an exhibitor enter or pay entry fees in any class to be eligible for another class. (ie: a show may not require entries in a conformation class to enter a performance class or visa versa).

SECTION I-7. PREMIUM MONEY. If premium money (payback) is provided the show management must make the full premium payments. The

Show management cannot require a portion of the premium money be added to any open sweepstakes or championship class. It shall be option of the exhibitor to pay his fees for a championship or otherwise sweepstake event.

SECTION I-8. REFUNDS: Show management has the discretion to refund or not refund entry fee or stall fee according to its statement published prior to show. Management has the right to set precedent and policy of acceptable reason to refund. Any contestant withdrawing from an event or show shall abide by show management policy on refunds.

SECTION I-9. ENTRY NUMBER: Entry numbers must be assigned to horses, not exhibitors, and the exhibitor must display the correct number assigned by show management for the horse being exhibited in ARHA approved shows. In all performance classes excluding Showmanship and In Hand Trail the exhibitor must display the entry number on both sides of saddle pad. Failure by exhibitor to display the correct number in all classes, in a visible manner while being judged shall result in disqualification from class.

SECTION I-10. DISQUALIFIED HORSES are not to be placed.

- A) If a horse is disqualified, it is not to be placed, regardless of the number of horses in the class, but counts as an entry in the class.
- B) A judge may disqualify a horse and/or exhibitor from competition for any condition the judge considers unsafe, but counts as an entry for the class.
- C) Disqualification of an exhibitor and/or horse by the ARHA Office due to a violation of an eligibility rule set forth by the current ARHA Rule Book will be placed and the number of entries will not be lowered. The total number of entries in the class and placings of the other exhibitors may be changed. EXCEPTION: Geldings that are still listed as stallions according to ARHA records at the time the show results are processed at ARHA Office will be disqualified from Conformation class but will count as a entry for the class.

SECTION I-11. ANNOUNCING THE NAME OF HORSE, OWNERS/EXHIBITORS, RUN SCORE: Announcer may announce the names of horses, owners and/or exhibitors prior to a run as well announce the judge(s) score for each exhibitor.

SECTION I-12. POSTING OF PATTERNS/DRAWS: Patterns and draws must be made available to exhibitors at least three (3) classes prior to the first horse entering the arena. In a case where the entries of a class close the night before a class is to be held the patterns or draws must be posted by 10:00 pm of the class entries close. Any entry that enters after draw has been posted – Late cattle entries will be added to the end of the draw. Non-Cattle classes will be added to the beginning and will be considered a negative draw. If exhibitor is showing multiple horses show management should attempt to put at least three horses between exhibitors horses, if class numbers will allow.

- A. All judges who submit patterns (showmanship, horsemanship, and trail) in advance to show management must check with show management upon arrival. This is to make sure the correct patterns are posted and will aide in judges being clear on patterns.

B. The use of patterns in the ARHA rulebook are required to be used at an ARHA approved event . The patterns are to be worked as stated, not as drawn. The drawn pattern is just to give the general idea of what the patterns will look like in the arena.

SECTION I-13. Exhibitors that enter and scratch a class for any reason after a draw has been posted will be liable for any and all fees incurred in connection to entering that class.

SECTION I-14 Failure to display issued exhibitor numbers will result in the disqualification of exhibitor.

SECTION I-15. If an entrant misses his/her turn as determined by the draw, he/she will be disqualified from that go (except for cases where unusual and truly unavoidable circumstances take place).

SECTION I-16. CONCURRENT CLASSES: No show may run two separate classes concurrently as a double judged event but the same ARHA point class maybe run concurrently (ie: Amateur/Novice Amateur or Youth /Novice Youth.) Exhibitor would pay 2 entry fees but only 1 cattle charge.

SECTION I-17. RIDERS EXHIBITING MORE THAN 1 ENTRY PER CLASS:

- A) An exhibitor may show more than one horse in individual work performance classes (excluding showmanship) per class specifications.
- B) The same horse may not be shown by more than one (1) exhibitor, nor more than one (1) time in a class, including individual working classes.

SECTION I-18. SHOW SCHEDULE TIME: An approved show will not be permitted to start earlier than the advertised schedule.

SECTION I-19. EXHIBITORS ATTIRE: In all ARHA classes it is required that exhibitors wear traditional western attire that reflects the true ranch lifestyle. Appropriate western attire includes a long sleeve shirt with collar and cuff that has buttons, snaps or zipper that must be fastened at the wrist, a western hat and boots with heels. Exhibitors are encouraged to wear well fitting jeans, and crisp well shaped hat. Adding chinks, wild rags or western scarves really promote a true ranch horse look. ARHA's focus is on the performance and ability of the horse and rider. **Any Shirts** that have any crystals, glitter, and/or sequins will result in a disqualification. **This rule excludes** belts, jeans, (retro) embroidery, pearl snaps, and western hats. The addition of any protective outerwear such as jackets or vest is acceptable as dictated by weather conditions.

SECTION I-20. USE OF PHOTOS By entry and participation in any ARHA approved show, contests or classes an owner and/or exhibitor agrees that ARHA, the show management and their agents and representatives may photograph, film or tape any portion thereof, and use their likeness and that of the horse for training, promotion or other legitimate purposes without necessity of remuneration.

SECTION I-21. EXHIBITORS WITH SPECIAL NEEDS. An exhibitor who is physically challenged and needs special accommodations may request a variance from the ARHA Advisory Committee to have their special needs accommodated to be allowed to exhibit and be judged in an ARHA approved classes. The Advisory Committee will issue a letter to the exhibitor granting or denying the request, stating the accommodations necessary and classes to be exhibited in. The letter must be applied for at least thirty (30) days prior to the first show and on a yearly basis. The letter will be valid through December 31 of the current calendar year.

- A) It is the exhibitors' responsibility to present the letter or photocopy to show management when making their entries.
- B) It is the show management's responsibility to inform the judges of special accommodations being used for that exhibitor.

SECTION I-22. LAMENESS:

Obvious lameness is cause for disqualification.

OBVIOUS LAMENESS IS:

- A) Consistently observable at a trot under all circumstances.
- B) Marked nodding, hitching or shortened stride.
- C) Minimal weight-bearing in motion and/or at rest, an inability to move.
- D) The judge shall communicate any lameness to their ring steward who must remove an entry from the arena at the judge's discretion. In a multi-judge show, the ring stewards must remove an entry from the arena if the majority of judges agree to disqualify a horse due to lameness.
- E) Judges may confer with each other if no ring steward is present or if a judge feels the ring steward is unable to relay the correct information.

SECTION I-23. LARGE CLASS PRELIMINARY AND FINALS:

- A) When due to large number of entries, a class may be divided/split, two or more preliminary sections will be worked, with the top contestants from each preliminary section returning to the final adjudication. No placings, ribbons or points will be awarded in the preliminary sections. Placings, ribbons, and points awarded, and payback will be awarded to those placing in the finals.
- B) A horse must be exhibited in the finals by the same exhibitor who showed in the preliminary section.

SECTION I-24. AGE OF RIDER/ AGE OF HORSE:

- A) Individuals (people) – For horse show purposes, the age of an Individual on January 1 shall be maintained throughout the entire year. Persons born on January 1 shall assume the greater age of that date.
- B) Horses – for horse show purposes, any horse shall be considered to be one (1) year old on the first day of January following the actual date of foaling and gain a year in age each consecutive January 1.

SECTION I-25. SAFETY REQUIREMENTS

- A) Safety helmets (hard hats) are allowed in all classes and encouraged in all speed events.
- B) All performance classes must be held in fenced or enclosed arenas. Performance classes (classes where horses are ridden) are not allowed to be held in unfenced areas. Exception to this rule would be a trail class where property permits obstacles to be spaced in open area to gain benefit of trail conditions.
- C) Any horse requiring assistance of someone other than the exhibitor, when entering in an arena to perform, may be deemed as being unsafe to perform and may be disqualified by the judge and requested to leave the arena.
- D) No assistance while in the arena will be allowed.
- E) Any horse in an arena, for any reason to perform or practice, found to kick, buck, rear, bite or display any action that could hinder the safety of the exhibitor or any other person or horse shall be disqualified by the judge in a performance class, or removed from the arena by the show committee if such action is during practice session or warm-up.
- F) Any rider in a class that is performing with unsafe, improper fitting equipment for horse or rider or broken equipment will be disqualified by the judge. Examples would be, but not limited to, riding with one stirrup missing from the saddle, riding with broken rein or loose rein dangling from the bridle, broken flank strap hanging from saddle, breast collar broken and hanging, etc.
- G) No rider may be tied, buckled or fastened in the saddle in any manner or means including rubber bands to feet or stirrups.

SECTION I-26. PERFORMANCE CLASSES:

- A) Only junior horses 5 year and younger may be exhibited in Junior classes. Horses 5 years and younger may be shown in a snaffle bit, hackamore, with 2 hands or one-hand with curb bit, half-breed or spade bit excluding Cutting.
- B) Only senior horses 6 year and older may be exhibited in senior classes. Horses 6 years and older must be shown one-handed with a curb bit, half-breed, or spade bit.
- C) All Age classes (Open Division) are open to any age horse. Ranch Sorting, Breakaway, Team Roping and Cow Catching are only offered as All Age classes in the Open and Amateur Division and Youth 18 & Under.
- D) A show may have up to 2 approved performance age classes. If two age classes are to be held at a show, they shall be as follows: (1) Senior shown with a bit for horses 6 years and over (2) Junior shown with either bit, hackamore or snaffle bit at the discretion of the exhibitor. If only one class is to be held at a show; it shall be as follows: All Age Horses 6 years old and older must be shown in a bit; horse 5 & younger may be shown in either bit, hackamore, snaffle bit, or mecate at the discretion of the exhibitor. (See equipment section for detailed description).

- E) ALL patterns that requires a TROT IN will result in a disqualification (DQ) if not performed as stated. Must stop before starting pattern.
- F) The fall of horse or rider being judged shall be cause for disqualification in all classes. A horse is considered having fallen when he/she is on their side and all four feet are extended in the same direction. Rider is considered fallen when he/she is not astride.
- G) Any time a horse's mouth is tied or fastened in a performance class, it shall be disqualified.
- H) In any class, an exhibitor may enter more than one horse (excluding Showmanship) , but each horse may have only one rider per class.
- I) No horse may be shown in more than one youth or amateur class division of any type of event. (Example: A horse ridden in 13 & under horsemanship cannot also be shown in the 14-18 Horsemanship).
- J) No exhibitor without written permission from ARHA may be tied, buckled, or fastened in the saddle in any manner or by any means during competition including rubber bands tied to riders feet and/or stirrups.
- K) If there is an elimination, each horse must be ridden in the actual class by the same rider who rode it in the elimination.
- L) Barrels will not be used as markers in any event except barrel racing.
- M) Any horses used for turn back or herd holders must have an ARHA Certificate Of Eligibility.

SECTION I-27. The following will results in a no-score disqualification: Abuse of an animal in the show arena and/or evidence that an act of abuse has occurred prior to or during the exhibition of a horse in competition;

- A) Use of illegal equipment, including wire on bits, Bosals, or curb chains;
- B) Use of illegal bits, bosals, or curb chains;
- C) Use of tack collars, tie downs, nosebands, cavassons;
- D) Use of any attachment that alters the movement of or circulation of the tail;
- E) Use of whips or bats. Exception of Romels behind the cinch.
- F) Failure to dismount and/or present horse and equipment to appropriate judge for inspection.
- G) In any approved class the judge shall have the authority to require the removal or alteration of any piece of equipment, or accoutrement which is unsafe, or in his opinion, would tend to give a horse an unfair advantage or which he/she believes to be inhumane;
- H) Disrespect or misconduct of exhibitor;
- I) The judge may excuse a horse at any time while in the arena for unsafe conditions or improper exhibition pertaining to both horse and/or rider;
- J) Failure to display the correct exhibitor number or in performance classes to have a number on each side of saddle pad;
- K) Failure to complete pattern as written;
- L) Performing the maneuvers other than in specified order;
- M) Inclusion of maneuvers not specified;
- N) Equipment failures that delay the completion of patterns
- O) Dropping a rein that contacts the ground while horse is in motion;
- P) Fall to the ground by horse or rider. A horse is deemed to have fallen when he/she is on their side and all four feet are extended in the same direction.
- R) Closed reins are not allowed except as standard romal reins, mecates on snaffle bits and bosals in classes where two hands and closed reins are allowed. The use of Roping Reins/ One-Piece Reins will be permitted in any Roping Class excluding Working Ranch Horse classes.
- S) The use of more than index finger or first finger between reins and use of two (2) hands (exception in Snaffle Bit and Hackamore) or changing of hands.
- T) Obvious Lameness Section I-22.

SECTION 1-28. SADDLE/SILVER REQUIREMENTS: A western saddle is a common type saddle distinguished by a large noticeable fork on which there is some form of horn, a high cantle, and large skirt. Saddles and other equipment should be suitable for ranch work. We encourage and promote good working tack. No silver is to be on saddles beyond conchos, two (2) inch in width corner plates and/or cantle name plates, horn caps, and silver lacing. Saddles with excessive silver have the option to use duct tape or something similar to cover any excessive silver and will not be penalized. Any exhibitor's saddle that has any silver other than what is stated above and that is visible will be disqualified. Saddles may have aluminum stirrups with engraving. Bridles may be leather, rawhide or a combination thereof, and may have buckles with vaquero style silver, nickel, copper or brass buckles, any type of leather inlaid in cheeks of the bridle or "silver-colored" dots. All bits and spurs are excluded from any silver requirements. Let's keep our tack with the ranch horse tradition in mind.

SECTION 1-29. EQUIPMENT/GROOMING:

- A) In conformation classes, horses are to be shown in good working halter; rope, braided, nylon or plain leather. No silver will be allowed on halters. Any silver on halters will result in an automatic disqualification. Brass name plates and embroidered halters will be allowed.
- B) Lip chains, splint boots, leg wraps or bandages are prohibited in any conformation and showmanship classes. The use of shin and/or Bell boots on the front legs and standard sliding rundown boots on rear fetlocks is optional in individual working classes unless otherwise noted. In the event of injury the judge may permit a protective bandage.
- C) Hair dyes or fresh hoof black, hoof polish and/or oil is not allowed and will result in the horse being disqualified from the class.
- D) Clipping ears, bridle path, roached manes, muzzle, and legs is left to the discretion of the exhibitor and has no bearing on the horse's conformation and/or performance.
- E) The horse should be clean and brushed. It is recommended that a horse should be shown as naturally as possible.
- F) Banded or braided manes, braided tails, tie-in tails and/or extensions are not allowed with the exception of roping and speed event where braided manes will be allowed as a safety measure.
- G) Reruns will not be allowed in the instances of equipment failure. When exhibitor equipment failure causes a delay or a run to be discontinued, the judge will disqualify the entry.

SECTION 1-30. WESTERN EQUIPMENT

- A) References to hackamore means the use of flexible, braided rawhide, leather or rope bosal, and have a non-metal flexible core. A hackamore must use complete mecate rein, which must include a tie-rein. Absolutely no rigid material will be permitted under the jaws, regardless of how padded or covered. Horse hair bosals are prohibited. This rule does not refer to a so called mechanical hackamores.
- B) Reference to snaffle bits in performance classes mean the conventional O-ring, egg-butt, or D-ring with a ring no larger than 4 inch (diagram on page 106). The inside circumference of the ring must be free of rein, curb or headstall attachments which would provide leverage. The mouthpiece should be round (no twisted wire), oval or egg-shaped smooth and un-wrapped metal. It may be inlaid, but must be smooth. The bars must be a minimum of 5/16 inch in diameter, measured one inch in from the cheek with a gradual decrease to center of the snaffle. The mouthpiece may be two or three pieces. A three-piece, connecting ring of 1 1/4 inch or less in diameter, or a connecting flat bar of 3/8 to 3/4 inch measured top to bottom, with a maximum length of 2 inches, which lies flat in the horse's mouth is acceptable. Optional curb strap attached below the reins in a snaffle bit is acceptable. Mecate

reins may be used with a snaffle bit when ridden with two hands on a junior horse.

- C) Reference to a bit in performance classes means the use of a curb bit that has a solid or broken mouthpiece, has shanks and acts with leverage. All curb bits must be free of mechanical device and should be considered a standard western bit. A description of a legal, standard western bit includes:

- 1) 8½ inch maximum length shank to be measured as indicated in Diagram 1 and 1a (page 107 and 108) Shanks may be fixed or loose.
- 2) Concerning mouthpieces, bars must be round, oval or egg shaped, smooth and unwrapped metal of 5/16 to 3/4 inch in diameter, measured 1 inch from the cheek. However, wire in the sway bars (above the bars and attaching to the spade of a traditional spade bit) is acceptable. They may be inlaid, but must be smooth or latex wrapped. Nothing may protrude below the mouthpiece (bar), such as extensions or prongs, including upward prongs on solid mouthpieces. The mouthpiece may be two or three pieced. A three-piece, connecting ring of 1¼ inches or less in diameter, or a connecting flat bar of 3/7 to 3/4 inch which lies flat in the horse's mouth, is acceptable.
- 3) The port must be no higher than 3 1/2 inches maximum, with rollers and covers acceptable. Broken mouthpieces, half-breeds and spades are standard.

- D) Only one hand may be used on the reins and the hand must not be changed, except when using a Snaffle Bit or unless it is specified in an individual class that two hands on the rein is a penalty.
- E) If showing in a shank bit with split reins one hand must be around the reins; with only one finger between reins. If tail of reins become tangled they may be fixed at anytime during a run. Exhibitor must go behind the rein hand to fix reins.
- F) When a curb bit is used, a curb strap or curb chain is required, which must be at least ½ inch in width, lie flat against the jaw, and be free of barbs, wire, and/or twists.
- G) Whenever this rule book refers to romal, it means an extension of braided or round material attached to closed reins. This extension shall be carried in the free hand with a 16 inch spacing between the reining hand and the free hand holding the romal. When using the reining hand and the free hand holding the romal. When using the romal reins, the rider's hand shall be around the reins with the wrist kept straight and relax, the thumb on top and fingers closed lightly around the reins. When using a romal, no fingers between the reins are allowed. The free hand may not be used to adjust the rider's length of reins in any reining class. During reining, the use of the free hand while holding the romal to alter the tension or length of the reins from the bridle to the reining hand is considered to be the use of two hands and a score of 0 will be applied, with the exception of any place a horse is allowed to be completely stopped during a pattern. In all other classes, including the reined portion of working cow horse, the free hand may be used to adjust the rider's length of rein. SEE DIAGRAM ON PAGE 114.
- H) **NO BOSALS, HACKAMORES OR ROMAL REINS** are permitted in the regular cutting classes.

1. Only One hand can be used in regular cutting regardless of the age of the horse or type of bit used. Reins may only be held as described in the rules as stated in Equipment Section.

I) TWO YEAR OLD RANCH RIDING REQUIREMENTS

1. Two Year Old Ranch Riding class cannot be offered before June 1st of the year for which approval is requested. A horse may be entered in both the Junior Ranch Riding and a Two Year Old Ranch Riding (after June 1) at the same show. If class is held exclusively for hackamore or snaffle bit junior horses, two hands must be used.

2. In a Two year old ranch riding classes the horse must be shown with a hackamore, snaffle or snaffle with mecate reins.
3. Reins are to be attached above the curb strap. Curb strap must be leather (no chain).
4. A braided rawhide or leather bosal may be used in lieu of a snaffle bit, no larger than 3/4 inch diameter at the cheek; must be a minimum of a one-finger space, approximately 3/4 inch, between the bosal and the nose; absolutely no metal under the jaw or in the nose band in connection with the bosal. The bosal should be properly fitted relative to size and conformation of the horse. A complete mecate rein, which includes a tie-rein, is mandatory with a bosal.
5. Snaffle bits shall be either a "D" or "O" ring type. It must be broken, 2 piece, mouth piece being a minimum of 5/16 inch in diameter. The mouth piece should be round, oval or egg-shaped, smooth and un wrapped metal, it may be inlaid, but must be smooth. Laytex wrap is unacceptable. Specifics on acceptable snaffle bits refer to Diagram on page 107.
6. When showing in a snaffle bit in any class, the exhibitor has the option of bridging the rein(s) two different ways. The reins may either bridge reins traditionally with the tail on each side of the neck; or the reins may be bridged with one rein and have the tail of the reins on one side of the horses neck.
7. In cattle classes the exhibitor may let go of the reins with one hand to grab the saddle horn.

SECTION I-31. PROHIBITED EQUIPMENT:

- a) Protective boots, leg wraps, and bandages are prohibited in conformation and showmanship;
- b) Wire chin straps, regardless of how padded or covered;
- c) Slip or gag bits, donuts and flat polo mouthpieces are not allowed.
- d) Any chin strap narrower than one-half inch;
- e) No tie downs except for roping and cow catching.
- f) No Mechanical Hackamores, Nosebands (cavessons) and tie downs except for roping, however, these cannot have any bare metal in contact with the horse's head. Chain, wire, metal tie-down or bonnets are prohibited, regardless if they are covered;
- g) Jerk lines, tack collars and whips or bats
- h) Draw reins or any type of training device are not allowed in any event
- j) Two - Rein Bridles.

SECTION I-32. OPTIONAL EQUIPMENT

- a) Rope or riata; if used, the rope or riata must be coiled and attached to the saddle.
- b) Hobbles attached to saddle.
- c) Tapaderos, except in Working Cow Horse where they are not allowed.
- d) Protective boots, leg wraps and bandages are allow in all classes except conformation and showmanship.
- e) Tie-downs for roping classes
- f) Spurs; not to be used forward of the cinch.
- g) Neck Rope with Romels

SECTION J-1: RANCH HORSE CONFORMATION

A) The horse will be judged on type, conformation correctness, and athletic ability with the all around equine in mind. Ranch Horse Conformation is defined as the physical attributes necessary to perform under saddle in multiple ARHA events. The ideal standard in evaluating horses in conformation should include but not limited to soundness and correctness in conformation, particularly feet and legs with emphasis on correct manner of travel including athletic ability and the "appearance of" agility. The horse should possess eye appeal with an attractive head; refined throat-latch; well-proportioned trim neck; long sloping shoulder; deep heart girth; short back; strong loin and coupling; long hip and croup. The horse should show balance and uniform muscling with enough athletic ability to perform different tasks on the ranch and ARHA events. Horses should be strong boned and have an appearance of durability.

- B) Horses are not penalized for scars or brands.
- C) All stallions two years and older shall have two visible testicles. Crypt orchids will be excused from the ring prior to the final placing by the judge.
- D) Only mares and stallions will be examined for parrot mouth and those found to exhibit same will be excused from the ring prior to the final placing by the judge.
- E) All lame horses will be excused from the ring prior to the final placing by the judge. Refer to Section I-22.

SECTION J-2. CONFORMATION EQUIPMENT REQUIREMENTS:

A) In conformation classes, horses are to be shown in good working halter; rope, braided, nylon or plain leather. No silver will be allowed on halters. Any silver on halters will result in an automatic disqualification. Brass name plates and embroidered halters will be allowed.

B) Lip chains, splint boots, leg wraps or bandages are prohibited in any conformation classes. The use of shin and/or bell boots on the front legs and standard sliding rundown boots on rear fetlocks is optional in individual working classes unless otherwise noted. In the event of injury the judge may permit a protective bandage.

C) Banded or braided manes and braided tails and tie-in tails and/or extensions are not allowed.

D) Fresh hoof black, hoof polish and/or oil is not allowed and will result in the horse being disqualified from the class.

E) The horse should be clean and brushed. It is recommended that a horse should be shown as naturally as possible.

F) Banded or braided manes, braided tails, tie-in tails and/or extensions are not allowed. (Exception: Braided manes will be allowed in roping and speed events.)

SECTION J-3. GELDINGS STILL LISTED AS STALLIONS WITH ARHA Geldings which are still listed as stallions according to ARHA records at the time show results are processed at ARHA office will be disqualified, but horse will still be counted as an entry.

SECTION J-4. JUDGING PROCEDURE FOR CONFORMATION

A) The judge shall make an individual examination for conformation defects, soundness and way of travel of each horse at the walk and jog as it is led directly to and away from the judge and additionally the jog from a direct side angle. The judge may ask for further individual work he may feel is needed. Any deviation from correct leg conformation and way of going shall be penalized. The horse must move straight and true. The walk should be a natural flat-footed four beat gait. The walk must be alert, with a stride of reasonable length for the size of the horse. The jog should be square, balanced with straight forward movement of the feet.

B) After trotting, horses will be lined up head to tail for individual inspection by the judge. The judge shall inspect each horse from both sides, front and rear.

C) Single-judged shows the judge should line the horses to be placed in a head to tail order according to preference.

D) Any horse that becomes detached from its handler and is no longer under control by the handler will automatically be disqualified and excused. If the initial horse exhibiting poor mannerisms (i.e.: rearing, backing, or falling into others, etc.) causes other exhibitor(s) to lose their horses(s), only the initiating horse will be disqualified and excused. The decision of the judge(s) is final.

E) The fall of a horse being judged in conformation shall be cause for disqualification. A horse is considered having fallen when he or she is on their side with all four feet extended in the same direction.

SECTION J-5 GRAND & RESERVE CHAMPION

A) It is mandatory that the judge select a Grand Champion and Reserve Champion in each gender and division in both Category A (split

age) and Category B (combined 2 & Under and 3 & Over). Grand and Reserve are to be placed immediately after the completion of each gender division. **Category C will not offer a Grand and Reserve Champion.**

B) When judging of all classes in conformation has been completed, all first and second place class winners of that gender division shall return to the ring for Grand and Reserve Champions to be chosen, with the first place class winners in one line and the second place horses from each class in another line.

C) Grand Champion Mare, Stallion and Gelding will be chosen from the first (1) place class winners in the respective sex division. If the first place horse does not return, for any reason, the second place horse will move up to first line and be considered for Grand and Reserve. The third place horse cannot move up to second place in the class.

D) The second place horse in the class from which the Grand Champion has been selected and place will be in the line up with the first place winners, they are to be judged equally for the title of Reserve Champion

Stallion, Mare or Gelding in their respective sex division.

E) Grand Champion will receive two (2) more points than any other horse in their gender division with exception of the Reserve Champion. The Reserve Champion will receive one (1) more point than any other horse in their gender division with the exception of the Grand Champion.

SECTION J-6. CONFORMATION CLASS CATEGORIES may be offered in Open, Amateur and Youth Divisions only. Conformation classes, if offered must be in one of the following three (3) Categories with the classes offered as follows:

CATEGORY A - Per Age/Per Gender

Weanling Mares (World Show-December 31)

Yearling Mares

Two Year Old Mares

Three Year Old Mares

Four & Over Mares

Weanling Colts/Geldings (World Show -December 31)

Yearling Gelding

Two Year Old Geldings

Three Year Old Geldings

Four & Over Geldings

*Yearling Stallions (Open and Amateur only)

*Two Year Old Stallions (Open and Amateur only)

*Three Year Old Stallions (Open and Amateur only)

*Four & Over Stallions (Open and Amateur only)

CATEGORY B - Classes 2 & Under and 3 & Over/per Gender

Two Years & Younger Mares

Three Years & Older Mares

Two Years & Younger Geldings

Three Years & Older Geldings

*Two Years & Younger Stallions (Open and Amateur only)

*Three Years & Older Stallions (Open and Amateur only)

a) NO YOUTH are permitted to show and/or handle any stallions on the show grounds at any ARHA event.

CATEGORY C - Combined Gender/Ages

NO GRAND & RESERVE IS TO BE OFFERED

Open - Mares, Stallions, Geldings- All Ages

Amateur - Mares Stallions, Geldings - All Ages

*Youth - Mares, Geldings (No Stallions) - All Ages

SECTION K-1. SHOWMANSHIP

ARHA Approved Showmanship classes are offered in the Youth, Novice Youth, Amateur, and Novice Amateur divisions. Showmanship is designed to evaluate the exhibitor's ability to execute a pattern prescribed by the judge. Exhibitors movements should be workmanlike and efficient and the horse should be obedient and cooperative. This class is judged on 0-100 score scale with 70 denoting average with 1/2 point increment scoring.

A) Showmanship class shall be judged strictly on the exhibitor's ability to communicate with the horse from the ground and show a horse as if he was in a conformation class. The horse is merely a prop to demonstrate the ability and preparation of the exhibitor. The ideal showmanship performance consists of a poised, confident exhibitor leading a well groomed and conditioned horse that quickly and efficiently performs the requested pattern with promptness, smoothness and precision. The showmanship class is not another conformation class and should not be judged as such.

B) It is mandatory that the judge/show management post any pattern(s) to be worked at least three (3) classes prior to the start of the class. Pattern(s) should be designed to test the showman's ability to effectively present a horse to the judge.

C) Exhibitors will perform a designated pattern approved by the judge. The following maneuvers are considered acceptable: lead a horse at a walk, jog or extended trot, or back in a straight or curved line or a combination of both, stop; or turn 90 (1/4), 180 (1/2), 270 (3/4), 360 (full turn) degrees or any combination or multiple of these turns. No pull turns are allowed. The judge must have exhibitors set the horse up squarely for inspection sometime during the class.

D) Appearance and Position of Exhibitor:

- 1) The exhibitor should appear business-like, stand and move in a straight, natural and upright manner avoiding unnatural or animated body positions.
- 2) The exhibitor must lead on the horse's left side holding the lead shank in the right hand near the halter with the tail of the lead loosely coiled in the left hand unless requested by the judge to show the horse's teeth. When leading, the exhibitor should be positioned between the eye and the mid-point of the horse's neck, referred to as the leading position.
- 3) Leading, backing, turning and initiating the set up should be performed from the left side of the horse. At no time should the exhibitor ever stand directly in front of the horse. The exhibitor should not touch the horse with their hands or feet or visibly cue the horse by pointing their feet at the horse during the set up.
- 4) The use of any type of artificial aid including, but not limited to lighters, hay, dirt, sharp pins, etc. will be considered a disqualification.

E) **Appearance of the Horse:** The horse's body condition and overall fitness should be assessed. The coat should be clean, well-brushed and in good condition. The mane and tail should be neat, clean and free of tangles. Hooves should be properly trimmed or shod. Fresh Hoof black, hoof polish and/or oil is not allowed and will result in the horse being disqualified from the class. Tack should fit properly and be neat, clean and in good repair.

F) **Performance:** The exhibitor should perform the pattern accurately, precisely, smoothly and with a reasonable amount of speed. The horse should lead, stop, back turn and set-up willingly, briskly and readily with minimal visible or audible cuing. Failure to follow the prescribed pattern, knocking over or working on the wrong side of the cones, severe disobedience will result in disqualification. Excessive schooling or training, willful abuse, or loss of control of the horse by the exhibitor shall be cause for disqualification.

- 1) The horse should be led directly to and away from the judge in a straight or curved line and track briskly and freely at the prescribed gait as instructed. The horse's head and neck should be straight and in line with the body.

- 2) The horse should back up readily with the head, neck and body aligned in a straight or curved line as instructed.
- 3) When turning the horse to the right 90 degrees or less, the horse should turn to the right. On turns greater than 90 degrees, the ideal turn consists of the horse pivoting on the right hind leg while stepping across and in front of the right front leg with the left front leg. There will be no pull turns that require a pivot.
- 4) The horse should be set up quickly with the feet squarely underneath the body. The exhibitor does not have to reset a horse that stops square.
- 5) Faults can be classified as minor, major or severe. The judge will determine the appropriate classification of a fault based upon the degree and/or frequency of the infraction.

Section K-2 Faults:

Minor Faults-1 point penalties

- a) Break of gait at walk or jog for 1 stride.
- b) Sliding or lifting pivot foot and replacing in same place.
- c) Crooked to judge depending on severity.
- d) Stopping to close or too far from judge.
- e) Drifting
- f) Changing hands on lead except to show teeth.
- g) Horse stopping crooked or drops hip when stopping.
- h) Failure to perform maneuvers at designated markers but horse is on pattern.
- i) Horse having to be pulled to trot or pushed to back.
- j) Poorly groomed depending on severity

Major Faults- 3 point penalties

- a) Break of gait at walk or jog for more than 1 stride.
- b) Picking up a pivot foot.
- c) Horse biting at chain or exhibitor.
- d) Over/under turning 1/8 to 1/4 of designated turn.
- e) Starting on wrong side of horse.
- f) Poor fitting halter.

Severe Faults-5 Point Penalties

- a) Exhibitor not in the required position during inspection.
- b) Standing directly in front of horse.
- c) Exhibitor touching the horse, or kicking or pointing their feet at horse's feet during set-up.
- d) Loss of lead shank or holding chain or two hands on shank.
- e) Causing the judge to move to avoid being bumped or stepped on.
- f) Horse in poor condition.
- g) Jerking or snatching on horse.
- h) Pivoting on wrong foot.

SECTION K-3. DISQUALIFICATIONS (*should not be placed*):

- a) Loss of control of horse that endangers the exhibitor, other horses or other exhibitors or judge including the horse escaping from exhibitor.
- b) Failure of exhibitor to wear correct number in visible manner
- c) Willful abuse
- d) Excessive schooling, training or using artificial aids.
- e) Off Pattern; knocking over cones.
- f) Never performing specific gait.
- g) Over turning more than 1/2 turn of designated turn.
- h) Any inhumane treatment of the horse.
- i) Working on wrong side of cones
- j) Leading on wrong side of horse
- k) Severe disobedience including rearing or pawing; horse kicking at other horses, exhibitors or judge; or horse continuously circling the exhibitor.
- l) Any safety issue during pattern.
- m) Turning horse the wrong direction.

SECTION L-1. HORSEMANSHIP

ARHA Horsemanship classes are offered in Amateur, Novice Amateur, Youth, and Novice Youth Divisions only.

- A) The horsemanship class is designed to evaluate the rider's ability to execute, in concert with their horse, a set of maneuvers prescribed by the judge with precision and smoothness while exhibiting poise and confidence, and maintaining a balanced, functional, and fundamentally correct seat. Horses should have forward motion. The ideal horsemanship pattern is extremely precise with the horse and rider working in complete unison, executing each maneuver with subtle aids and cues. The horses head and neck should be carried in a relaxed, natural position.
- B) It is mandatory that the judge/show management post any pattern(s) to be worked at least three (3) classes prior to the start of the class. Pattern(s) should be designed to test the showman's ability to effectively present a horse to the judge. All ties will be broken at the judges' discretion.
- C) All exhibitors must work individually either from the gate or the ring. When the exhibitors work from the gate, a working order is required.
- D) The following maneuvers are acceptable in a pattern: walk, jog, lope, extended jog in a straight line, curved line, serpentine, circle or figure 8, or a combination of these gaits and maneuvers; stop, back in straight or curved line, turn or pivot, including spins and rollbacks on the haunches and/or on the forehand, sidepass, two-track or leg-yield, flying or simple lead changes, counter-canter, or any other maneuver, or ride without stirrups. A back should be asked for at sometime during the class. Judges should not ask exhibitors to mount or dismount.
- E) Exhibitors may show more than one (1) horse.

SECTION L-2. POSITION

- A) **General:** Exhibitor will be judged on seat, hands, ability to control and show horse and suitability of horse and rider. Results as shown by the performance of horse are not to be considered more important than the method used by the rider to obtain them.
- B) **Hands:** Upper arms to be in a straight line with body, one hand holding reins should be bent at the elbow. Reins may be held in two hands if the horse qualifies to be ridden in a snaffle, hackamore or snaffle bit with mecate.
- C) **Basic Position:** Exhibitor should sit in saddle with legs hanging straight and slightly forward to stirrups or knees bent slightly and weight directly over ball of feet. In either position the stirrups should be just short enough to allow heels to be lower than toes. Body should always appear comfortable, heels relaxed and flexible. Feet should be placed in stirrups with the weight on the ball of the foot. Consideration, however, should be given to width of stirrups, which may vary on western saddles.
 - 1) The rider's back should be flat, relaxed, and supple. An overly stiff and/or overly arched back will be penalized. The shoulders should be back, level, and square. Those exhibitors that can maintain the Proper position throughout the maneuvers should receive more credit. Both hands and arms should be held in a relaxed, easy manner, with the upper arm in a straight line with the body. The arm holding the reins should be bent at the elbow forming a line from the elbow to the horse's mouth. The free hand and arm may be carried bent at the elbow in a similar position as the hand holding the reins or straight down at the riders side. Excessive pumping of the free arm as well as excessive stiffness will be penalized. The rider's wrist is to be kept straight and relaxed, with the hand held at about 30 to 45 degrees inside the vertical. The rein hand should be carried immediately above or slightly in front of the saddle horn. The reins should be adjusted so

that the rider has light contact with the horse's mouth, and at no time shall reins require more than a slight hand movement to control the horse. Excessively tight or loose reins will be penalized.

- 2) The rider's head should be held with the chin level and the eyes forward, and may be directed slightly toward the direction of travel. Excessive turning of the head to the inside of the circle, or down at the horse's head or shoulders should be penalized.
- D) **Position in Motion:** Exhibitor should sit to jog and not post. At the extended jog/trot posting is optional. At the lope, he should be close to the saddle. All movements of horse should be governed by the use of imperceptible aids. Exaggerated shifting of the exhibitor's weight is not desirable.
- E) The horse's body condition and overall health and fitness should be assessed. The horse should appear to be fit and carry weight appropriate for the body size. A horse which appears sullen, dull, lethargic, emaciated, drawn over overly tired should be penalized according to severity.
- F) Tack should fit the horse properly and be neat, clean and in good repair.

SECTION L-3. CLASS ROUTINE:

Individual Work: The judge must first ask each exhibitor to work, individually using a designated pattern. The pattern shall include any maneuvers that are normally required in any ranch horse class, such as figure eights and square stops. Individual pattern work must also include all three gaits and back. It must be remembered that, above all, a ranch horse is one that responds instantly and smoothly to all aids.

- a) The horse should perform all maneuvers in the pattern willingly, briskly and readily with minimal visible or audible cueing. Severe disobedience will not result in a disqualification, but should be severely penalized, and the exhibitor should not place above an exhibitor that completes the pattern correctly. Failure to follow the prescribed pattern, knocking over or working on the wrong side of the cones, excessive schooling or training, or willful abuse by the exhibitor is cause for disqualification.
- b) Transitions should be smooth and prompt in the pattern and on the rail. Circles should be round and performed at the appropriate speed, size and location as requested in the pattern.
- c) The stop should be straight, square, prompt, smooth and responsive with the horse maintaining a straight body position throughout the maneuver.
- d) Turns should be smooth and continuous. When performing a turn on the haunches, the horse should pivot on the inside hind leg and step across with the front legs. A rollback is a stop and 180 degree turn over the hocks with no hesitation. Backing during turns will be penalized severely.
- e) The horse should step across with the front and hind legs when performing the side-pass, leg-yield and two track. The side pass should be performed with the horse keeping the body straight while moving directly lateral in the specified direction. When performing a leg-yield, the horse should move forward and lateral in a diagonal direction with the horse's body arched opposite to the direction that the horse is moving. In the two-track, the horse should move forward and lateral in a diagonal direction with the horse's body held straight or bent in the direction the horse is moving.
- f) A simple or flying lead change should be executed precisely in the specified number of strides and/or at the designated location. A simple lead change is performed by breaking to a walk or trot for one to three strides. Flying changes should be simultaneous front and rear. All changes should be smooth and timely.

SECTION L-4. SCORING SYSTEM:

Exhibitors are to be scored from 0 to 100 with 1/2 point increments acceptable. 70 is considered average score.

SECTION L-5. PENALTIES:

Faults can be classified as minor (1) , major (3), or severe (5). The judge will determine the appropriate classification of a fault based upon the degree and/or frequency of the infraction. A minor fault will result in a 1 point deduction from the exhibitor's score. A major fault will result in a deduction of 3 points or more from the exhibitor's score. An exhibitor that incurs a severe fault avoids elimination, but should be placed below all other exhibitors that complete the pattern correctly.

Faults in the Overall Appearance of Exhibitor and Horse include:

- a) Loose, sloppy, dirty or poor fitting clothing and equipment.
- b) Stiff, artificial or unnatural body, leg and or head position
- c) Reins too long, short or uneven
- d) Loose leg with open knee or toes pointed down
- e) Exhibitor looking down to check leads or falling forward when stopping
- f) Shoulders held crooked or arms held in a straight, unbent position

Faults in the Performance include:

- a) Wrong lead or break of gait for a few strides.
- b) Oblong or flat sided circles or counter arc when circling.
- c) Stopping rough, crooked or dropping a hip out when stopping.
- d) Backing sluggishly or crooked.
- e) Failure to maintain a pivot foot or stepping behind with the front legs when turning, or failure to complete entire 90, 180, 270 or 360 degree turn.
- f) Holding the head or neck excessively crooked when moving in straight lines or when stopping or backing.
- g) Showing resistance when cued or reined.
- h) Hesitation during any maneuver unless specified.
- i) Failure of horse to stand still in pattern.
- j) Failure to exhibit change of speed when requested.
- k) Excessively slow or lack of forward motion.

1 Point Penalties:

- A) Break of gait less than 1 stride.
- B) Each stride out of lead.
- C) Missing a marker less than 1 horse length.
- D) Excessively slow per gait.

3 Point Penalties:

- A) Break of gate more than 1 stride.
- B) Lifting pivot foot.
- C) Missing marker more than 1 horse length.

5 Point Penalties:

- A) Touching Horse.
- B) Grabbing the saddle horn or any other part of saddle.
- C) Wrong pivot foot or does not use pivot foot.

Severe Faults in the Overall Appearance of Exhibitor and Horse (avoids disqualification but should be placed below other exhibitors that do not incur a severe fault) includes:

Disqualifications (should not be placed) include:

- a) Failure by exhibitor to wear correct back number in visible manner.
- b) Willful abuse.
- c) Knocking over the cone or going off pattern.
- d) Excessive schooling or training.
- e) Fall by horse or rider.
- f) Illegal use of hands on reins.
- g) Use of prohibited equipment.
- h) Kicking at other horses, exhibitors or judge.
- i) Severe disobedience or resistance by horse including, but not limited to, rearing, bucking, or pawing.
- j) Hitting or cueing with romel.
- k) Spurring in front of the shoulder.

SECTION M-1. RANCH RIDING

(Open, Amateur, Youth, Novice Amateur & Novice Youth Division)

Novice Amateur class will be offered only in All Age, Novice Youth will only be offered in Youth 18 & Under.

DESCRIPTION:

A superior ranch riding horse has a free-flowing stride of reasonable length in keeping with his conformation and covering a reasonable amount of ground as if he was going across the pasture to do a task on the ranch in a timely fashion. Horse should not be a run away but move like "we have a lot to do today". Ideally, he should have a balanced, flowing motion, while exhibiting correct gaits with proper cadence and rhythm. The quality of the movement and consistency of the gaits is a major consideration.

Exhibitor should not be penalized for picking up reins or moving horses body as long as the horse is soft, willing and free of resistance and should receive credit. Horse should be credited for softness when picking up through transitions, departures, stops, and back-ups. (This should not be confused with constant pulling and jerking around the arena as this shall be faulted according to severity).

A willing horse will not ring their tail, or be blatantly disobedient to the rider's cues or demands. The horse should drive off his hind quarters using it as a driving force for his body. The horse should not carry his head behind the vertical, giving the appearance of intimidation, or be excessively nosed out, giving the appearance of resistance.

He should have a bright expression with his ears alert, he should be mannerly without the appearance of a dull, sullen lethargic drawn or overly tired attitude. He should be shown on a reasonable loose rein, but with light contact and control. He should be responsive, yet smooth, in transitions when called for. When asked to extend, he should extend out with the same flowing motion.

Maximum credit should be to given to the horse that has a flowing stride, is balanced, and that gives the appearance of being willing, fit, alert and a pleasure to ride while possessing great athletic ability and agility.

This class will be judged on the performance, athletic ability, and condition of the horse.

- A) Horses must work both ways of the ring at all three gaits to demonstrate their ability with different leads. At the option of the judge, horses may be asked to extend the walk and the jog, one or both ways of the ring. The extended jog is a definite two-beat lengthening of the stride, covering more ground. Cadence and balance with smoothness are more essential than speed. Passing is Permissible and should not be penalized as long as the horse maintains a proper and even cadence and rhythm. Horses are required to back easily and stand quietly.

- B) Horses are to be reversed to the inside (away from the rail).**
They may be required to reverse at the walk or jog at the discretion of the judge, but shall not be asked to reverse at the lope.
- C) Rider shall not be required to dismount except in the event the judge wishes to check equipment.**
- D) Horses are to be shown at a walk, jog and lope on a reasonably loose rein or light contact without undue restraint. Judges, at their discretion may also ask for an extended trot.**
- E) Faults to be scored according to severity:**
- 1) Excessive speed or excessive slowness at any gait.
 - 2) Being on the wrong lead.
 - 3) Breaking gait (including not walking when called for).
 - 4) Excessive slowness in any gait, loss of forward momentum (resulting in an animated and/or artificial gait at the lope).
 - 5) Failure to take the appropriate gait when called for (during transitions, excessive delay will be penalized).
 - 6) Over flexing or straining neck in carriage so that the nose is behind the vertical.
 - 7) Excessive nosing out.
 - 8) Opening/gapping mouth excessively.
 - 9) Stumbling.
 - 10) Use of spur in front of the cinch.
 - 11) If horse appears sullen, dull, lethargic, emaciated, drawn or overly tired.
 - 12) Quick, choppy or pony-strided.
 - 13) Overly canted at the lope (Horses which lope with haunches in towards the center of arena).
 - 14) Excessive head bobbing.
 - 15) Excessive ringing of tail.
- F) Credits:**
- 1) Natural ground covering gaits.
 - 2) Consistency at all gaits.
 - 3) Smooth upward and downward transitions.
 - 4) Work on reasonably loose rein without excessive cueing to maintain moderate pace.
 - 5) Giving the appearance of being able to do a days work
 - 6) Athletic Ability/Agile.
 - 7) Softness of horses' chin, poll, neck, shoulder, body, hip. and being broke through thru the whole body.
- G) Disqualifications**
- 1) Grabbing the saddle horn or any other part of the saddle.
 - 2) Illegal use of hands on reins.
 - 3) Use of prohibited equipment.

I) Reins must be bridged with option of tail on one-side.

***SEE GENERAL RULES– WESTERN EQUIPMENT I-30-I 1-6.**

SECTION M-2. TWO YEAR OLD SNAFFLE BIT REQUIREMENTS

1. Two Year Old Ranch Riding class cannot be offered before June 1st of the year for which approval is requested.
2. In a Two Year Old Ranch riding class the horse must be shown with a snaffle bit or a snaffle bit with mecate reins.
3. Reins are to be attached above the curb strap. Curb strap must be leather (no chains).
4. Specifics on acceptable snaffle bits refer to Section I-30 #B or Diagram 1 Bits on page 106.
5. If class is held exclusively for hackamore or snaffle bit junior horses, two hands must be used.
6. A horse may be entered in both the Junior Ranch Riding and the Two Year Old Ranch Riding (after June 1) at the same show.

SECTION M-3. PERFORMANCE GAITS

The following terminology is a description of ranch riding gaits:

A) THE WALK & EXTENDED WALK:

1. **Poor Walk:** uneven pace and no cadence. Has no flow and may appear intimidated or appear to march.
- 1a. **Poor Extended Walk:** Never lengthens stride, lack of ground covering walk.
2. **Average Walk:** has a four-beat gait, level top line and is relaxed.
- 2a. **Average Extended Walk:** Moves up in pace/covers more ground.
3. **Good Walk:** has a flowing four-beat gait, level top line, relaxed and is bright and attentive.
- 3a. **Good Extended Walk:** covers reasonable amount of ground; obvious lengthening in stride while being effortless for the horse.

B) THE JOG & EXTENDED JOG:

1. **Unacceptable Jog:** cannot perform a two-beat gait and has no flow or balance in the motion.
2. **Poor Jog:** hesitant motion. Does not keep even and balanced motion or has negative characteristics such as walking behind, dragging rear toes or taking uneven length of stride with the front and rear legs.
- 2a. **Poor Extended Jog:** never lengthens stride and may appear to be rough to ride.
3. **Good Jog:** is comfortable to ride while having a consistent two-beat gait. The horse guides well and appears to be relaxed.
- 3a. **Average Extended Jog:** moves up in its pace and appears to be smooth to ride.
4. **Excellent Jog:** effortless and very efficient motion. He has a bright and alert expression and exhibits more lift and self carriage, Shows confidence, yet soft with its motion while being balanced and under control.
- 4a. **Excellent Extended Jog:** has obvious lengthening of stride with a slight increase in pace while exerting less effort and appears smooth to ride.

C) THE LOPE:

1. **Poor Lope:** does not have a three-beat gait. No flow, rhythm or balance. Uncomfortable to ride.
2. **Average Lope:** has a true three-beat gait with very little head and neck motion. He guides well and has a relaxed appearance.
3. **Good Lope:** has more lift and flow than average horse. Has a strong but smooth drive from behind. Steady top line, relaxed appearance and is responsive to rider's aids. Appears to be comfortable to ride.
4. **Excellent Lope:** has a round back with an effortless strong, deep stride with the rear legs and a flat swinging with the front legs. Horse has a great degree of lift and self-carriage and is relaxed yet alert and confident.

D) THE BACK-UP:

1. **Poor Back-up:** is resistant and heavy in front. May gap mouth and throw his head or back crooked.
2. **Average Back-up:** backs straight and quietly with light contact and without hesitation.
3. **Good Back-up:** displays balance and smooth flowing movements. Backs straight with self-carriage without gapping mouth with light contact and without hesitation.

N-1. Ranchmanship

This class may be offered in all ARHA divisions. The classes may be offered in Junior/Senior or All-Age and Youth classes may be divided into Youth 13 & Under/Youth 14-18 or Youth 18 & Under. Novice Amateur All Age and Novice Youth Class 18 & Under.

(a) The purpose of this class is to bring forth the versatility in both the ranch horse and exhibitor, in the task of performing 1 of the 8 ARHA designated patterns, constructed of both Ranch Trail obstacles and Ranch Reining maneuvers. Obstacle and maneuvers are to be judged to the standards written in Ranch Trail, Ranch Riding, and Ranch Reining in each part of the patterns that pertains to these classes.

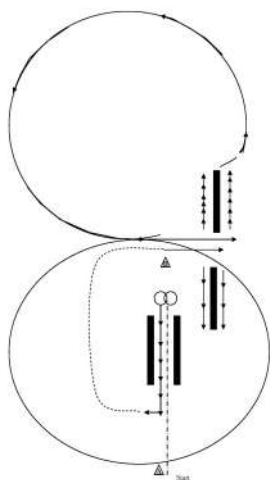
(b) Each horse will work individually performing one of the required four (4) patterns offered in the rulebook that is chosen by the judge. Horses will be scored on a basis of 0-100, with 70 denoting an average performance.

(c) There will be no time-limit.

(d) A simple or flying lead change should be executed precisely in the specified number of strides and/or at the designated location. A simple lead change is performed by breaking to a walk or trot for one to five strides (before break of gait penalty applies). Flying lead changes should be simultaneous front to rear. All changes should be smooth and timely.

(e) This class will also be judged on quality of movement on horse by standards written in the Ranch Riding portion of the ARHA Rulebook. For specifics and details of credits, deductions, and penalties refer to class in question. The Ranch Riding portion will be scored in $\frac{1}{2}$ point increments from $-1\frac{1}{2}$ to $+1\frac{1}{2}$ on the score sheets on the overall quality of the horses movement. Judge will score on all gaits performed at the end of the pattern on overall average of each gait. Transitions should be performed where designated, with smoothness and responsiveness. Posting at extended trot is acceptable. Exhibitor may not hold the saddle horn.

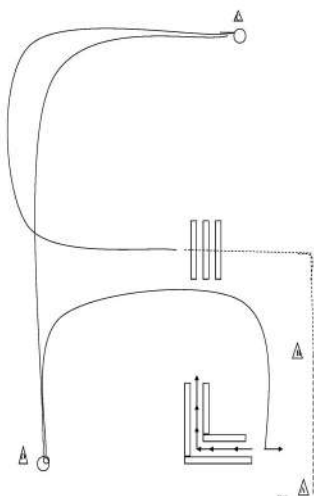
(f) Exhibitor will be judged on ability and decision making in the show pen. An exhibitor that puts their horse in the correct positions and making the horses job easier should receive credit. Exhibitors will also be scored in $\frac{1}{2}$ point increments from $-1\frac{1}{2}$ to $+1\frac{1}{2}$ at the end of the pattern for overall performance. No penalties will be given in the quality of movement section of the scoresheet or the ranch hand section of the scoresheet.



Ranchmanship Pattern #1

1. Extended Trot From Cone thru Chute; Stop.
2. 1 Spin Left.
3. 1 Spin Right.
4. Back thru chute 1/4 turn left.
5. Trot to cone.
6. At cone walk to side pass pole.
7. Side pass left.
8. Lope left lead.
9. Change to right lead.
10. Lope Right Circle; Stop at side pass pole.
11. Side pass right.

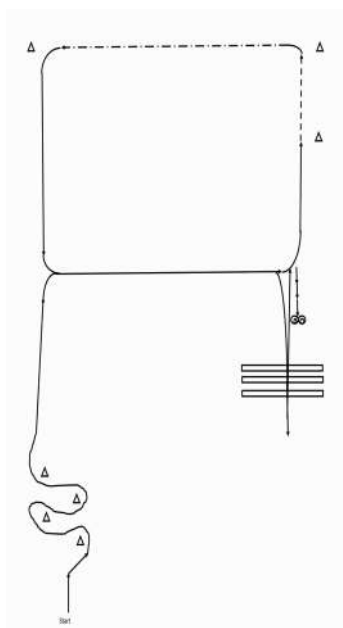
RANCHMANSHIP PATTERN #2



Ranchmanship Pattern #2

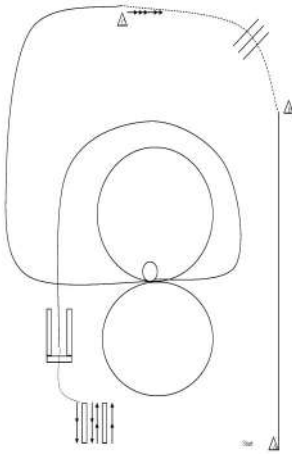
1. Walk A-B.
2. At cone trot to and over cross poles.
3. After poles are cleared Right lead lope.
4. At Cone ;Stop.
5. 1½ spin left.
6. Left lead lope to cone; Stop.
7. 1½ spins right.
8. Lope right lead to chute; Stop; 90° turn.
9. Back thru Chute.

RANCHMANSHIP PATTERN #3



Ranchmanship Pattern #3

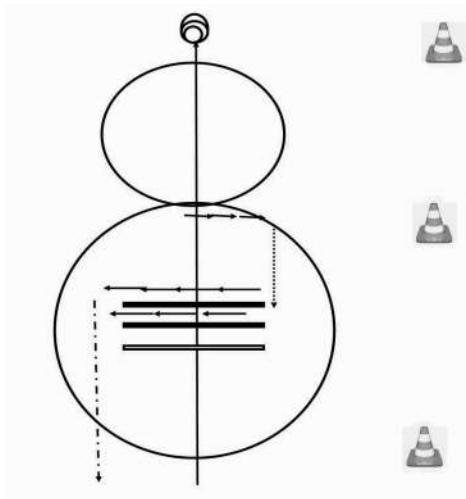
1. Trot Serpentine through the cones.
2. Clear last cone; Right Lead Lope.
3. In Center Change to Left Lead.
4. Lope to cone; transition to walk.
5. Walk to next cone.
6. Extended jog to next cone.
7. Pick up left lead to center.
8. Change to right.
9. Lope through crossover.
10. Stop, Roll Back Left.
11. Lope Back through lope over.
12. Stop Back 8-10 feet.
13. 2 Spins Right.
14. 2 Spins Left.



RANCHMANSHIP PATTERN #4

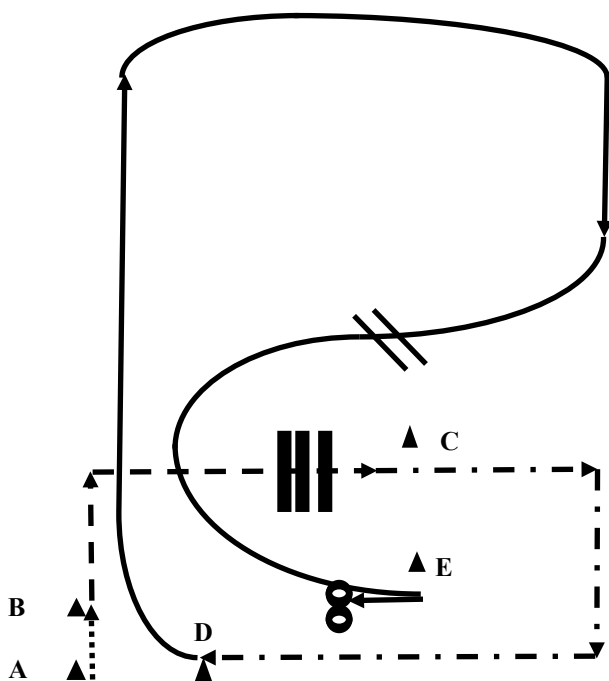
1. Left lead lope A to B.
2. At B break to a trot.
3. Cross Over Poles.
4. Trot to next cone and stop.
5. Back 5 steps.
6. Left lead lope to center, small slow circle.
7. Stop.
8. 2 spins left.
9. Right lead lope small slow; in center change to left lead.
10. Continue to lope left lead into chute; in chute transition to walk.
11. Walk to log and side pass right.
12. Side pass left.

RANCHMANSHIP PATTERN #5



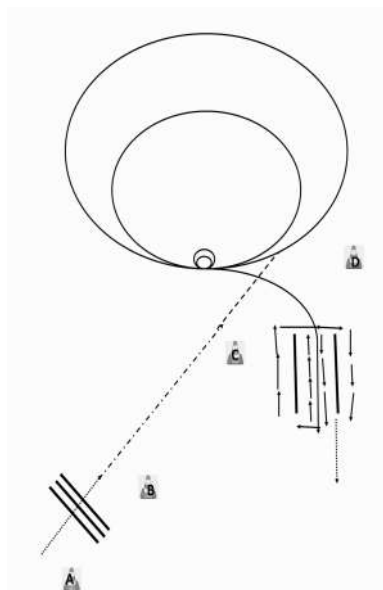
1. Left lead lope down center of arena over poles past the end marker; stop.
2. 3 1/2 spins left.
3. Lope Right lead to center of pen, Turn right lope small slow circle change to left lead.
4. Lope large fast circle stop in center of pen.
5. Back 6-8 feet 90 turn left.
6. Walk to the first pole exhibitor comes to and side passes to the right.
7. Exit at trot to end of arena.

RANCHMANSHIP PATTERN #6



1. Walk from A to B.
2. At B trot over poles to C.
3. At C extended trot to D.
4. Lope right lead up arena and close circle to center and change to left lead.
5. Lope to right side of cone E and stop; back 8 to 10 feet.
6. Two (2) spins to the left.
7. $2\frac{1}{4}$ spins to the right.

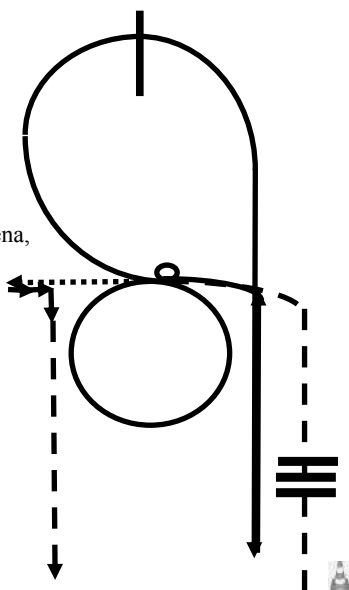
RANCHMANSHIP PATTERN # 7



1. Walk from A to B.
2. At B extended trot to C.
3. At C return to jog.
4. At D left lead lope large fast to a small slow and stop in the center.
5. 2 spins left.
6. Trot thru chute, stop, 90 to right.
7. Side pass right.
8. Back to 2nd pole.
9. Side pass left.
10. Walk to exit arena.

RANCHMANSHIP PATTERN # 8

1. Start at cone, trot over poles to the center and stop.
2. 1 spin right.
3. Right lead lope over pole and run-down arena, stop, roll back to left.
4. Left lead lope small slow.
5. In middle transition to a walk, walk 10 to 15 feet.
6. Stop; back 8-10 feet, 90° turn to left; and trot out of arena.



SECTION O-1. IN-HAND TRAIL

This class is designed to provide exhibitors an event to showcase horses too young to show in performance events. Requirements are created to prepare the young horse for a productive performance career without harming them physically or mentally. This class is available only to yearlings and two year olds and must be divided accordingly. The judge must approve class pattern prior to posting by show management.

- 1) The judge shall look for a horse that can proceed through the course with the least amount of exhibitor influence and still be correct; a willing attitude; trust in and responsiveness to their handler and free and natural gaits. Handlers must keep a hand on the gate at all times as they negotiate this obstacle.
- 2) Judges should consider the following as undesirable: unnecessary delay when approaching obstacles; pulling back or attempting to run off; bad attitude; displays of aggression or resentment toward handler; losing control of the gate.

SECTION O-2. REQUIRED EQUIPMENT

- 1) Plain leather, rope or nylon halters only.
- 2) Plain leather, rope or nylon leads. Stud chain may be used under jaw or over nose. No lip or mouth chain allowed.

SECTION O-3. Use score sheet and penalties from Ranch Horse Trail Class.

SECTION O-4. YEARLING IN HAND TRAIL OBSTACLES

The yearling class shall contain a minimum of six obstacles/maneuvers chosen from the following:

- 1) Trot between obstacles.
- 2) Move away from pressure in either a haunch turn, forehand turn or side pass.
- 3) Backing.
- 4) Standing quietly.
- 5) Allow handler to "sack" with flag or slicker.
- 6) Gate - open, pass through and close.
- 7) Walk and/or trot over poles.
- 8) Pick up one front foot and one hind foot.
- 9) Cross bridge or water hazard.
- 10) Pass in or around natural obstacles such as a rock campsite, etc.

SECTION O-5. TWO YEAR OLD IN HAND TRAIL OBSTACLES

The Two Year Old class shall contain a minimum of six obstacles/maneuvers. Four may come from the Yearling obstacles list, but two

(2) must come from the following:

- 1) Loading and unloading from horse trailer.
- 2) Trotting across poles.
- 3) Tying and standing quietly for 30 seconds
- 4) Backing a "Figure 8"
- 5) Carrying a saddle. Saddle must be cinched.

SECTION O-6. COURSE REQUIREMENTS:

1. The pattern must be posted at least three (3) classes before the start of the class.
2. Courses must be constructed with safety being of the utmost importance.
3. When measuring distance between obstacles, measure from the inside base to the inside base of each obstacle. Obstacles for backing must be spaced a minimum of 28" apart for Yearlings and 32" for Two Year Olds.
4. Poles are to be spaced 15-24" apart for walkovers and 20-30" apart for trot overs.
5. Bridges must be sturdy, safe and a minimum of 36" wide and 6' long. No rocking bridges are allowed.

SECTION O-7. RANCH HORSE TRAIL (Open, Amateur, Youth, Novice Amateur & Novice Youth Divisions Offered) Classes may be offered in All Age, Junior/Senior, Youth 18 & Under, Youth 13 & U/Youth 14-18

A) This class will be judged on the performance of the horse over obstacles with emphasis on manners, response to the rider and quality of movement. Credit will be given to horses negotiating the obstacles with style and some degree of speed, providing correctness is not sacrificed. Horses should receive credit for showing attentiveness to the obstacles and the capability of picking their own way through the course when obstacles warrant it, and willingly responding to the rider's cues on more difficult obstacles.

B) Show management, when setting courses, should keep in mind that the idea is not to trap a horse, or eliminate it by making an obstacle too difficult. All courses and obstacles are to be constructed with safety in mind so as to eliminate any accidents. When the distances and spaces are measured between all obstacles, the inside base to inside base measurement of each obstacle considering the normal path of the horse, should be the measuring point. Enough space must be provided for a horse to jog [at least 30 feet] and lope [at least 50 feet] for judges to evaluate these gaits.

C) Horses shall be penalized for any unnecessary delay while approaching or negotiating the obstacles. Horses with artificial appearance over obstacles should be penalized.

D) Horses must not be required to work on the rail. The course must be designed, however, to require each horse to show the three gaits (walk, jog, and lope) somewhere between obstacles as part of its work, and the quality of movement and cadence should be considered as part of the maneuver score. While on the line of travel between obstacles, the horse shall be balanced, carrying his head and neck in a relaxed, natural position. The head should not be carried behind the vertical, giving the appearance of intimidation, or be excessively nosed out, giving the appearance of resistance. Gaits between obstacles shall be at the discretion of the judge.

E) The course to be used must be posted at least 3 (three) classes prior to the first horse entering the arena.

F) The judge should walk the course and has the right and duty to alter the course in any manner. The judge may remove or change any obstacle he deems unsafe or non-negotiable. If at any time a trail obstacle is deemed unsafe by the judge, it shall be repaired or removed from the course. If it cannot be repaired and horses have completed the course, the score for that obstacle shall be deducted from all previous works for that class.

G) If disrupted, the course shall be reset. In the case that an obstacle is used in combination, the obstacle cannot be reset until the contestant finishes the entire course.

H) Scoring will be on the basis of 0-infinity, with 70 denoting an average performance. Each obstacle will receive an obstacle score that should be added or subtracted from 70 and each obstacle is subject to a penalty that should be subtracted.

I) A minimum 6 obstacles must be used, three of which must be from the mandatory list of obstacles and at least three others elected from the list of optional obstacles.

SECTION O-8. MANDATORY OBSTACLES

- 1. The Gate** - A contestant must open, go through and then close a gate. Reins may not be switched between hands unless done prior to or immediately after this obstacle. Gate must be open and closed, failure to leave gate as found will result in disqualification.
- 2. Stationary Roping Dummy** - This obstacle is used to show the willingness of the horse to have a rope thrown from its back. Exhibitor must carry rope into the class and as they approach the roping dummy may build loop. Fast and efficient loop build and put away after roping should be rewarded. Only one loop will be allowed. If the rope is dropped before the stationary roping dummy obstacle, the competitor will be DQ.

The judge shall give credit to the horse that stands quietly while the competitor makes the swing and throws at the steer. Shying from rope will be penalized as to severity. The rider shall not be penalized for a miss but shall receive credit for the horse being in correct position, standing quietly, pulling slack, and dallying the rope.

- 3.Trailer** - A contestant must show that a horse will load and unload quietly, safely and easily from a normal covered stock trailer or horse trailer with secure footing. Horses must remain saddled and the Exhibitor must dismount to load and unload, failure to do so is a disqualification.

SECTION O-9. OPTIONAL OBSTACLES:

- 1. Mail Box** - Rider approaches mailbox, opens and then closes the door.
- 2. Slicker** - Rider approaches slicker, removes slicker from holder, wears slicker and then travels to second holder, where he removes the slicker and replaces it on the holder.
- 3. Water Hazard** - Horse shows willingness to cross small ditch or shallow pond.
- 4. Bridge** - Horse shows willingness to walk across obstacle designed to simulate a bridge.
- 5. Log Drag** - Rider will be handed or pick up rope and drag log according to posted pattern to show horse's willingness and ability to pull. Once the circle is completed, the rider will drop the rope and continue to next obstacle.
- 6. "L" Shaped Back Through** - Course made of logs or poles laid on the ground. Minimum space between poles to be 28"
- 7. Ground Tie or Hobble** - Horse shall remain in place while his rider dismounts and performs a normal ranch task. Split reins - both reins must touch the ground. If using romal reins the horse must be hobbled or use of a neck rope to ground tie.
- 8. Side pass** - Logs or poles used must be a minimum of six feet long. Obstacles may be approached from either end and horse may be required to move both directions and such information is to be stated on posted pattern.
- 9. Obstacle containing four (4) logs** - Each being 5'(minimum) to 6' long laid in a square and execute a 180 or 360 degree turn and then leave square or lope through the square providing the rails are 6' To 7' in length and no more than 12"high. The pattern must state which is required.
- 10. Logs** - Three logs will be placed on ground that the contestant must cross. Walk over - 15"-24" Trot over - 2'6" to 3'6" Lope over - 6' to 7'
- 11. Obstacles consisting of cones or pylons** - Horse is to trot through in either a cloverleaf or serpentine pattern or back through as posted on pattern. Markers are to be spaced a least 3' apart.
- 12.** Any other safe and negotiable obstacle which could reasonably be expected to be encountered on a trail ride and that meets the approval of the judge may be used.
- 13.** A combination of two or more of any obstacle is acceptable.

SECTION O-10. UNACCEPTABLE OBSTACLES:

- 1)Tires .
- 2) Animals other than cattle.
- 3) Hides.
- 4) PVC pipes.
- 5) Jumps.
- 6) Rocking or moving bridges.
- 7) Water box with floating or moving parts.
- 8) Flames, dry ice, fire extinguishers, etc.
- 9) Logs or poles elevated in a manner that permits them to roll.

SECTION O-11. SCORING AND PENALTIES

Each obstacle will be scored on the following basis, ranging from plus (+) 1½ to minus (-) 1½ : -1½ = extremely poor; -1 = very poor; -½ = poor; 0 = correct; +½ = good; +1 = very good; +1½ = excellent.

Obstacle scores are to be determined and assessed independently of penalty points. Penalties should be assessed per occurrence as follows:

1/2 POINT PENALTY

- a) Each tick of log, pole cone or obstacle.

1 POINT PENALTY

- a) Each hit of or stepping on log, pole, cone or obstacle.
- b) Incorrect break gait at walk or jog for two strides or less.
- c) Both front or hind feet in a single-strided slot or space at walk or jog.
- d) Skipping over or failing to step into required space.
- e) Split pole on lope over.
- f) Incorrect number of strides, if specified.

3 POINT PENALTY

- a) Incorrect or break of gait at walk or jog for more than two strides.
- b) Out of lead or break of gait at lope
- c) Knocking down an elevated pole, cone, barrel, plant, obstacle or severely disturbing an obstacle.
- d) Fall or jumping off or out of bridge or water box with one foot once the horse has gotten onto or into that obstacle.
- e) Stepping outside the confines of an obstacle with designated boundaries (ie: back through, 360 box, side pass) with one foot once the horse has entered the obstacle.
- f) Missing or evading pole that is part of a series of an obstacle.

5 POINT PENALTY

- a) First and second cumulative refusal, balk or attempting to evade an obstacle. A Refusal is addressing an obstacle and taking two or more steps backwards.
- b) Letting go of the gate or dropping the rope gate.
- c) Use of hand to instill fear or praise.
- d) Ground tie - second rein not touching ground.
- e) Stepping outside the confines of, falling or jumping off or out of an obstacle with designated boundaries with more than one foot once the foot has entered the obstacle; including missing one element of an obstacle on a line of travel with two feet.
- f) Blatant disobedience (kicking out, bucking, rearing or striking).
- g) Holding or touching the saddle with either hand.
- h) Failure to demonstrate correct gait between obstacle as designated.
- i) **FAULTS-** which occur on the line of travel between obstacles, are to be scored according to severity:
 - 1. Head carriage too high or too low.
 - 2. Over-flexing or straining neck in carriage so the nose is carried behind the vertical.
 - 3. Excessive nosing out.
 - 4. Opening mouth excessively.

SECTION O-12. DISQUALIFICATIONS:

- 1) Use of more than one finger between reins.
- 2) Use of two hands(except for snaffle bit/hackamore/mecate as designated two hand) or changing hands on reins; except for junior horses for shown with snaffle/hackamore/mecate, only one hand may be used on the reins, except when it is permissible to change hand to work an obstacle.
- 3) Willful abuse or any inhumane treatment of horse.
- 4) Use of romal other than outlined in the rule book.
- 5) Performing the obstacle incorrectly or other than in the specified order or no attempt to perform the obstacle.

- 6) Equipment failures that delay completion of pattern.
- 7) Fall to the ground by horse or rider.
- 8) Failure to enter, exit or work obstacle from the correct direction, including more than ¼ turn.
- 9) Dropping object required to be carried on course or losing your rope before attempting to rope steer.
- 10) Failure to follow the correct line of travel between obstacles and/or work obstacles in any manner other than how it's described by the course.
- 11) Riding outside the designated boundary markers.
- 12) Third cumulative refusal, balk, or evading an obstacle by shying or backing.
- 13) Gate must be open and closed, failure to leave gate as found will result in disqualification.
- 14) Failure to dismount to load and unload at the trailer. Horses must remained saddled as they load and unload from the trailer. A contestant must show that a horse will load and unload quietly, safely and easily from a normal covered stock trailer or horse trailer with secure footing. Exhibitor must dismount to load and unload, failure to do so is a disqualification.

SECTION P-1. REINING

Reining is a judged event designed to show the athletic ability of the horse in the confines of a show arena. To rein a horse is not only to guide him, but also to control his every movement. The best reined horse should be willfully guided or controlled with little or no apparent resistance and dictated to completely. There are eight (8) ARHA approved reining patterns that may be used. Pattern will be selected by judge or show management and used by all contestants in the class. Each contestant will perform the required pattern individually and separately. All horses will be judged immediately upon entering the arena and judging will cease after the last maneuver. Any fault incurred prior to the commencement of a pattern will be scored accordingly.

SECTION P-2). SCORING

Scoring will be on the basis of 0-Infinity, with 70 denoting an average performance. The individual maneuvers are scored in 1/2 point increments from a low of -1½ to a high of +1½ with a score of 0 denoting a maneuver that is correct with no degree of difficulty. It is the judge's responsibility to evaluate these maneuver groups individually and rate each maneuver group on the following scale:

- 1½ = Extremely Poor
- 1 = Very Poor
- ½ = Poor
- 0 = Correct
- +½ = Good
- +1 = Very Good
- +1½ = Excellent

1. ARHA requires that the score for each run be reflected on a maneuver by maneuver and penalty by penalty basis utilizing a scribe and an ARHA score sheet. This score sheet represents a judge's report to an exhibitor of how a score was derived, and it is critical that this report to the exhibitor be accurate.
2. In the name of accuracy, it is important that the judge not average scores for maneuvers (ie: a +½ spin and a -½ spin = two 0 spins, etc.).
3. A judge must, at the completion of each maneuver, evaluate the maneuver on the scale listed below as an individual component of the entire run.
4. One key element in accurately describing the scoring of the entire run to the exhibitor is the judge's scribe. ARHA suggest that management should supply a scribe at every official ARHA event; however, it is the judge's responsibility to ensure that the scribe is properly instructed prior to beginning the first run of the day. The judge must confirm that the scribe understands the fundamentals of recording both maneuver scores and penalty scores. It is recommended that judges verify the addition of the

maneuver scores and penalties is correct at the completion of the run. As part of the training process for the scribe, the judge should make certain that his/her communications are clear to the scribe. To ensure this clear communication, the judge and the scribe should agree upon a method of speaking, so that maneuver scores and penalty scores are not confused (i.e.: a judge will say a number for a maneuver score and say "penalty" and a number for a penalty, thus allowing the scribe to place the appropriate score in the appropriate box on the score sheet.) Scribes should be advised to record all scores and penalties in fractions as opposed to decimals to prevent errors in tabulating the final score. If for any reason a judge does not believe that a scribe is competent, he/she should ask show management to replace the scribe immediately or do themselves. Here is an example of a correctly completed score sheet. Judges are required to sign and date every completed scoresheet. In evaluating a maneuver, a judge should consider the horse's performance based on the following hierarchy of concerns.

- A) On pattern:** The judge must ensure that the maneuver being performed by horse and rider is the correct maneuver as dictated by pattern.
- B) Correctness:** Having ascertained that the horse and rider are performing the maneuver required by the pattern, the judge must then ascertain whether the maneuver is being executed correctly. In this regard, the judge must evaluate the performance of the maneuvers against the requirements of the maneuver descriptions listed in the rule book.

DIAGRAMS:

Diagram 2: Over and Under Spins; page 110

Diagram 3: Out of Lead/Delayed Change; page 111

Diagram 4: Out of Lead on Run Arounds; page 112

Diagram 5: Out of Lead on Partial Circle leading to Run Downs; page 113

SECTION P-3. NO SCORE: THE FOLLOWING WILL RESULT IN A NO-SCORE:

1. Abuse of an animal in the show arena and/or evidence that an act of abuse has occurred prior to or during the exhibition of a horse in competition.
2. Use of illegal equipment, including wire on bits, bosals or curb chains
Use of illegal bits, bosals or curb chains; when using a snaffle bit, optional curb strap is acceptable; however curb chains are not acceptable.
3. Use of tack collars, tie downs or nose bands.
4. Use of whips and/or bats.
5. Use of any attachment which alters the movement of or circulation of the tail.
6. Failure to provide horse and equipment to the appropriate judge for inspection.
7. Disrespect or misconduct by the exhibitor.
8. Closed reins are not allowed except as standard romal reins.
 - a) Excess rein may be straightened at any place a horse is allowed to be completely stopped during a pattern; rider's free hand may be used to hold romal in the normal fashion.

SECTION P-4. DISQUALIFICATION: THE FOLLOWING WILL RESULT IN A SCORE OF 0:

- A)** Use of more than index or first finger between reins.
- B)** Use of two hands (exception in Junior or Snaffle Bit) or changing hands;
- C)** Improper use of the romal.
- D)** Failure to complete pattern. Leaving arena before pattern is complete.
- E)** Performing the maneuvers other than in specified order.
- F)** The inclusion of maneuvers not specified, including, but not limited to:
 1. Backing more than 2 strides when no back up is called for in pattern.
 2. Over spins more than ¼ turn
- G)** Equipment failures that delay completion of pattern; including dropping a rein that contacts the ground while horse is in motion.
- H)** Balking or refusal of command where pattern is delayed.
- I)** Running away or failing to guide where it becomes impossible to discern whether the entry is on pattern

- J) Jogging in excess of one-half (½) circle or one-half (½) the length of arena.
- K) Fall to the ground by a horse or rider.
- L) Bloody Mouth.
- M) Use of Illegal equipment.
- N) Failure to trot in on a trot-in pattern.

P-5. PENALTY POINTS

5 POINT PENALTIES

- A) Spurring in front of cinch.
- B) Use of either hand to instill fear or praise.
- C) Holding saddle with either hand.
- D) Blatant disobedience including kicking, biting, bucking, rearing and striking.

2 POINT PENALTIES:

- A) Breaking of gait.
- B) Freeze up in spins or rollbacks.
- C) On trot-in patterns, loping before reaching the center of arena, and failure to stop before executing a lope departure.
- D) On run-in patterns, failure to be in a lope prior to the first marker.
- E) If a horse does not completely pass the specified marker before initiating a stop position.
- F) Jogging beyond two (2) strides, but less than ½ circle or ½ length of arena.
- G) When rounding end of arena, failure to be on correct lead for more than ½ turn.

1 POINT PENALTIES:

- A) Over or under spinning from one-eighth to one-fourth (1/8 to 1/4) turn.
- B) In patterns requiring a run-around, failure to be on the correct lead when rounding the end of the arena will be penalized as follows:
 - For 1/2 the turn or less - (1) point penalty;
 - For more than 1/2 turn - (2) point penalty.

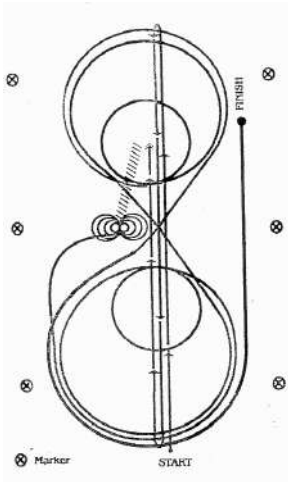
1/2 POINT PENALTIES :

- A) Starting circle at a jog or exiting rollbacks at a jog up to two strides. Jogging beyond two strides, but less than 1/2 circle or 1/2 the length of arena, deduct two points.
- B) Over or under spinning up to one-eighth (1/8) of a turn.
- C) Failure to remain a minimum of 20 feet (6 meters) from the wall or fence when approaching a stop and/or rollback.
- D) A delayed change of lead by one stride.

FAULTS

- A) Starting or performing circles or figure-eights out of lead will be judged as follows: Each time a horse is out of lead, a judge is required to deduct one point. The penalty for being out of lead is accumulative and the judge will deduct one penalty point for each quarter of the circumference of a circle or any part thereof that a horse is out of lead.
- B) Opening mouth excessively when wearing bit.
- C) Excessive jawing, opening mouth or head raising at stop.
- D) Lack of smooth, straight stop on haunches-bouncing or side-ways stop.
- E) Refusing to change leads.
- F) Anticipating signals.
- G) Stumbling.
- H) Backing sideways.
- I) Knocking over markers.
- J) Losing stirrup.
- K) Failure to run circles of figure eights within the markers is not considered a fault depending on arena conditions and size; however, failure to go beyond markers on rollbacks and stops is considered a fault.

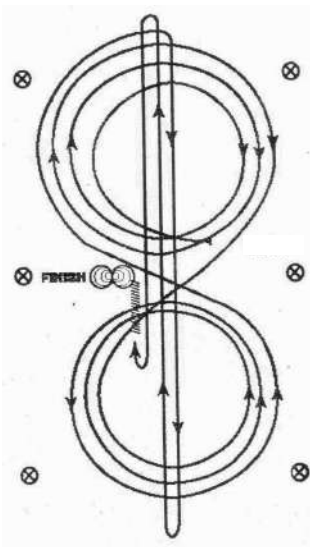
REINING PATTERN # 1



1. Run at speed to the far end of the arena past end markers and do a left rollback--no hesitation.
2. Run to the opposite end of the arena past the end marker and do a right rollback - no hesitation.
3. Run past the center marker and do a sliding stop. Back up to center of the arena or at least ten feet (3 meters). Hesitate.
4. Complete 4 spins to the right.
5. Complete 4¼ spins to the left so the horse is facing left wall or fence. Hesitate.
6. Beginning on the left lead, complete 3 circles to the left, the first circle large and fast, the second circle small and slow, the third circle large and fast. Change leads in the center of the arena.
7. Complete 3 circles to the right, the first circle large and fast, the second circle small and slow, the third circle large and fast. Change leads in the center of the arena.
8. Begin a large fast circle to the left but do not close this circle. Run straight up the right side of the arena past the center marker and do a sliding stop at least 20 feet (6 meters) from wall or fence. Hesitate to demonstrate the completion of pattern.

Rider may drop bridle to designated judge.

REINING PATTERN # 2



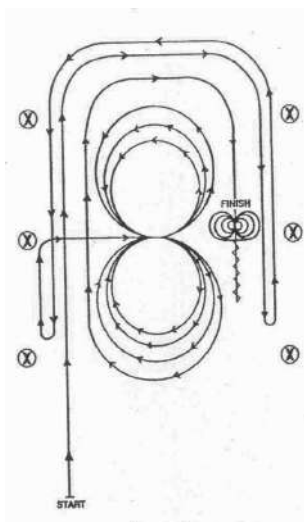
HORSE MUST TROT IN. STOP PRIOR TO STARTING PATTERN. BEGINNING AT THE CENTER OF THE ARENA FACING THE LEFT WALL OF FENCE.

1. Beginning on the right lead, complete 3 circle to the right, the first circle small and slow, the next 2 circles large and fast. Change leads at the center of the arena.
2. Complete 3 circles to the left the first circle small and slow, the next 2 circles large and fast. Change leads at the center of the arena.
3. Continue around previous circle to the right. At the top of the circle, run down the middle to the far end of the arena past the end marker and do a right rollback - no hesitation.
4. Run up the middle to the opposite end of the arena past the end marker and do a left rollback - no hesitation.
5. Run past the center marker and do a sliding stop. Back up to the center of the arena or at least 10 feet (3 meters). Hesitate.
6. Complete 4 spins to the right.
7. Complete 4 spins to the left. Hesitate to demonstrate the completion of pattern.

Rider may drop bridle to the designated judge.

EXHIBITORS THAT DO NOT TROT IN WILL BE DISQUALIFIED.

REINING PATTERN # 3



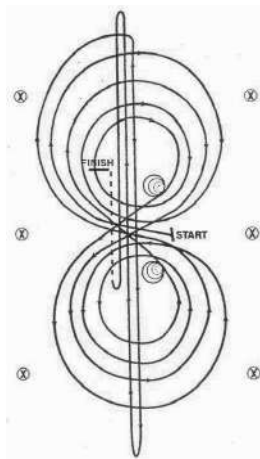
1. Beginning, and staying at least 20 feet (6 meters) from the wall or fence, lope straight up the left side of the arena, circle the top end of the arena, run straight down the opposite or right side of the arena past the center marker and do a left rollback - no hesitation.
2. Continue straight up the right side of the arena staying at least 20 feet (6 meters) from the wall or fence, circle back around the top of the arena past the center marker and do a right rollback - no hesitation.
3. Continue up the left side of the arena to the center marker. At the center marker, the horse should be on the right lead. Guide the horse to the center of the arena on the right lead and complete 3 circles to the right, the first 2 circles large and fast, the third circle small and slow. Change leads at the center of the arena.
4. Complete 3 circles to the left, the first 2 circles large and fast, the third circle small and slow. Change leads in the center of the arena.
5. Begin a large fast circle to the right but do not close this circle. Continue up the left side of the arena staying at least 20 feet from the wall or fence, circle the top of the arena past the center marker and do a sliding stop. Back up at least 10 feet. Hesitate.
6. Complete 4 spins to the right.
7. Complete 4 spins to the left. Hesitate to demonstrate completion of the pattern.

Rider may drop bridle to the designated judge.

REINING PATTERN # 4

HORSE MUST TROT IN. STOP PRIOR TO STARTING PATTERN. BEGINNING AT THE CENTER OF ARENA FACING LEFT WALL OR FENCE.

1. Beginning on the right lead, complete 3 circles to the right, the first 2 circles large and fast, the third circle small and slow. Stop at the center of the arena.
2. Complete 4 spins to the right. Hesitate.
3. Beginning on the left lead, complete 3 circles to the left, the first 2 circles large and fast, the third circle small and slow. Stop at center of the arena.
4. Complete 4 spins to the left. Hesitate.
5. Beginning on the right lead, run a large fast circle to the right, and change leads at the center of the arena, run a large fast circle to the left, and change leads at the center of arena (figure 8).
6. Continue around previous circle to the right. At the top of the circle, run down the middle to the far end of the arena past the end marker and do a right rollback - no hesitation.
7. Run up the middle to the opposite end of the arena past the end marker and do a left rollback - no hesitation.
8. Run past the center marker and do a sliding stop. Back up to the center of the arena or at least 10 feet. Hesitate to demonstrate completion of the pattern.



Rider may drop bridle to designated judge.

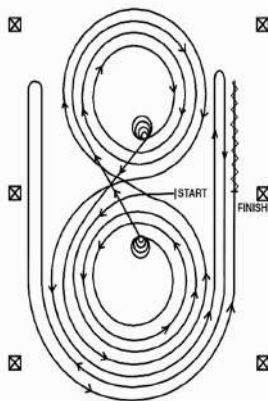
EXHIBITORS THAT DO NOT TROT IN WILL BE DISQUALIFIED.

REINING PATTERN # 5

HORSES MUST TROT TO THE CENTER OF ARENA. HORSES MUST STOP PRIOR TO STARTING PATTERN, BEGINNING AT THE CENTER OF THE ARENA FACING THE LEFT WALL OR FENCE.

1. Beginning on the left lead, complete three circles to the left; the first two circles large and fast; the third small and slow. Stop at the center of the arena. Hesitate.
2. Complete four spins to the left. Hesitate.
3. Beginning on the right lead, complete three circles to the right; the first two circles large and fast; the third small and slow. Stop at the center of the arena. Hesitate.
4. Complete four spins to the right. Hesitate.
5. Beginning on left lead, run a large fast circle to the left, change leads at center of arena, run a large fast circle to the right, and change leads at the center of arena. (Figure 8)
6. Continue around previous circle to the left but do not close this circle. Run up the right side of arena past the center marker and do a right rollback at least twenty-five (25) feet from the wall or fence—no hesitation.
7. Continue around previous circle but do not close this circle. Run up left side of the arena past center marker and do a left rollback at least twenty-five (25) feet from the wall or fence—no hesitation.
8. Continue back around previous circle but do not close this circle. Run up right side of arena past the center marker and do a sliding stop at least twenty-five (25) feet from wall or fence. Back up at least ten (10) feet. Hesitate to demonstrate completion of pattern.

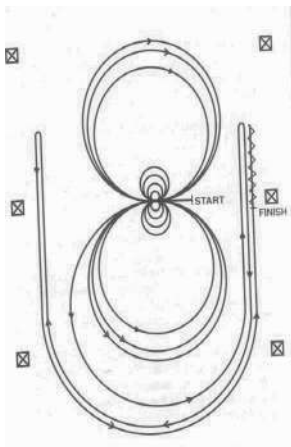
Rider may drop bridle to the designated judge.



EXHIBITORS THAT DO NOT TROT IN
WILL BE DISQUALIFIED.

REINING PATTERN # 6

HORSES MUST TROT TO THE CENTER OF ARENA. HORSES MUST STOP PRIOR TO STARTING PATTERN, BEGINNING AT THE CENTER OF THE ARENA FACING THE LEFT WALL OR FENCE.



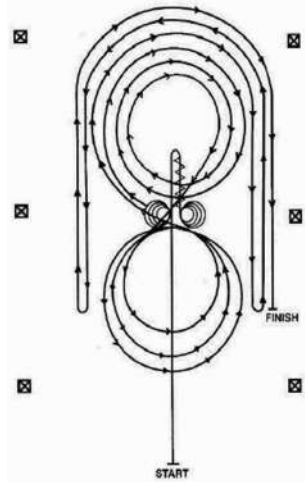
EXHIBITORS THAT DO NOT TROT IN
WILL BE DISQUALIFIED.

1. Complete 4 spins to the right. Hesitate.
2. Complete 4 spins to the left. Hesitate.
3. Beginning on the left lead, complete 3 circles to the left; the first two circles large and fast, the third circle small and slow. Change leads at the center of the arena.
4. Complete three circles to the right; the first two circles large and fast, the third circle small and slow. Change leads at the center of the arena.
5. Begin a large fast circle to the left but do not close this circle. Run up the right side of the arena past the center marker and do a right rollback at least twenty feet from the wall or fence—no hesitation.
6. Continue back around previous circle but do not close this circle. Run up the left side of the arena past the center marker and do a left rollback at least twenty feet from the wall or fence.
7. Continue back around previous circle but do not close this circle. Run up the right side of the arena past the center marker and do a sliding stop at least twenty feet from the wall or fence. Back up at least 10 feet. Hesitate to demonstrate the completion of the pattern.

Rider may drop bridle to designated judge.

REINING PATTERN # 7

1. Run past the center marker and do a sliding stop. Back up to the center of the arena or at least 10 feet. Hesitate.
2. Complete four spins to the right. Hesitate.
3. Complete four 4¼ spins to the left so that the horse is facing the left wall or fence. Hesitate.
4. Beginning on the right lead complete 3 circles to the right; the first two circles are large and fast, the third circle small and slow. Change leads at the center of the arena.
5. Complete 3 circle to the left; the first circle small and slow, the next two circle large and fast. Change leads at the center of the arena.
6. Begin a large fast circle to the right but do not close this circle. Run down the right side of the arena past the center marker and do a left rollback at least 20 feet from the wall or fence – no hesitation.
7. Continue back around the previous circle but do not close this circle. Run down the left side of the arena past the center marker and do a right rollback at least 20 feet from the wall or fence– no hesitation.
8. Continue back around previous circle but do not close this circle. Run down the right side of the arena past the center marker and do a sliding stop at least 20 feet from the wall or fence. Hesitate to demonstrate completion of the pattern.

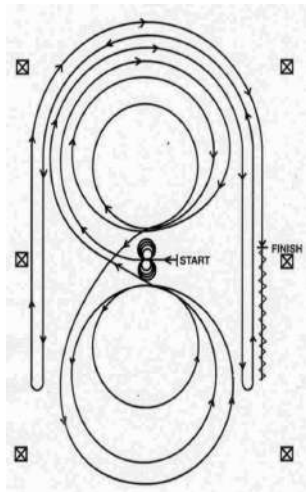


Rider may drop bridle to the designated judge.

REINING PATTERN # 8

Horses must trot to the center of arena. Horses must stop prior to starting pattern. Beginning at the center of arena facing the left wall or fence.

1. Complete 4 spins to the left. Hesitate.
2. Complete 4 spins to the right. Hesitate.
3. Beginning on the right lead, complete 3 circles to the right the first circle large and fast; the 2nd circle small and slow; the 3rd circle large and fast. Change leads at the center of the arena.
4. Complete 3 circles to the left, the first circle large and fast; the 2nd circle small and slow; the 3rd circle large and fast. Change leads at the center of the arena.
5. Begin a large fast circle to the right but do not close this circle. Run straight down the right side of the arena past the center marker and do a left rollback at least 20 feet from the wall or fence– no hesitation.
6. Continue back around the previous circle but do not close this circle. Run down the left side of the arena past the center marker and do a right rollback at least 20 feet from the wall or fence– no hesitation.
7. Continue back around the previous circle but do not close this circle. Run down the right side of the arena past the center marker and do a sliding stop at least 20 feet from the wall or fence. Back up at least 10 feet. Hesitate to show completion of the pattern.



EXHIBITORS THAT DO NOT TROT IN
WILL BE DISQUALIFIED.

Q-1. RANCH REINING *(Class can be offered in all divisions.)*

There are 6 patterns and 4 novice patterns offered in Ranch Reining.

This class denotes the ability of the ranch horse to be reined willfully through all maneuvers of the patterns. There are ten ARHA approved patterns that can be selected from to use. Contestant should not be penalized for reining their horse through the pattern in a reasonable manner. Stops should be hard and deep as if needed to stop and go in the other direction. Stop should be square and done without resistance (it should be at the judge's discretion on what he/she considers an excessive slide. Excessive stops beyond 10 feet should be minus in ½ point increments. Turn a rounds should be those of a working horse, they should be correct and job efficient.

Q-2. PENALTY POINTS

1/2 POINT PENALTIES

- A) Failing to remain more than 20 feet from the fence when stopping or performing a rollback.
- B) In run to end, failure to change leads by 1 stride.
- C) Starting a lope departure at a jog or exiting rollbacks up to two (2) strides.
- D) Delaying changes of lead by 1 stride.
- E) Over or under spinning by one-eighth (1/8) turn.

1 POINT PENALTIES

- A) **Each time a horse is out of lead, a judge is required to deduct one point.** The penalty for being out of lead is cumulative and the Judge will deduct one (1) penalty point for each quarter (1/4) of the circumference of a circle or any part thereof that a horse is out of lead.
- B) Over or under spinning by one-fourth (1/4) turn.
- C) Failure to be on the correct lead in run-down.
- D) During the run around arena, failure to change lead beyond one (1) stride before half way, but prior to next maneuver.

2 POINT PENALTIES

- A) Break of gait.
- B) During the run around, failure the change lead prior to next maneuver.
- C) Jogging beyond 2 strides, but less than half (1/2) circle or half (1/2) the length of the arena.
- D) Failure to go beyond the markers.
- E) Freezing up in spins or rollbacks.
- F) On trot-in patterns, loping before reaching the center of arena and failure to stop before executing a lope departure.

5 POINT PENALTIES

- A) Spurring in front of the cinch.
- B) Use of free hand to instill fear.
- C) Holding saddle with free hand.
- D) Kicking out.

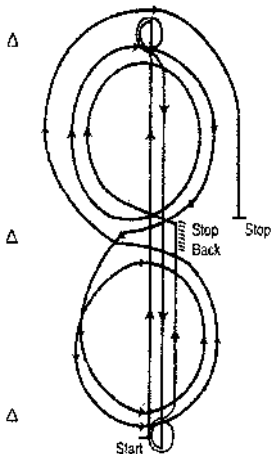
0 SCORE

- A) Failure to complete pattern.
- B) Performing maneuvers in unspecified order.
- C) Inclusion of additional maneuvers. (Backing more than two (2) strides when no back up is called for in pattern or turning more than 90°)
- D) Equipment failures.
- E) Balking or running away.
- F) Jogging more than half (1/2) circle or half (1/2) arena length while starting a circle, circling or executing rollback .
- G) Over spins of more than one-fourth (1/4) turn.
- H) Fall to ground by horse or rider.
- I) More than one finger between reins or more than one (1) hand on reins except for junior horses ridden with snaffle, hackamore or mecate with snaffle.
- J) Blatant disobedience, bucking, rearing, etc.
- K) Failure to trot-in on a trot-in pattern.

FAULTS NOT TO BE CONSIDERED DISQUALIFICATIONS BUT SHOULD BE SCORED ACCORDING TO SEVERITY:

- a) Crooked backs & stops.
- b) Anticipating stops.
- c) Uncontrollable speed.
- d) Wringing of tail.
- e) Knocking over markers.
- f) Failure to run pattern within marker.
- g) Failure to go past markers on said pattern.
- h) Opening mouth, raising head on stops and turns.

RANCH REINING PATTERN #1



△ BEGIN AT END OF THE ARENA

1. Run to far end of arena past the end marker and stop.
2. Execute 1 1/2 (one and one-half) spins to the left.
3. Run to other end of arena past the end marker and stop.
4. Execute 1 1/2 (one and one-half) spins to the right.
5. Run past the center marker and stop.
6. Back 10 to 15 feet in a straight line.
7. Complete 1/4 (one-quarter) of a turn to the left, hesitate. On right lead complete one small, slow circle and one large, fast circle. Change leads to left.
8. Complete one small, slow circle and one large, fast circle. Change leads to the right.
9. Run around the end of arena to the other side, past center marker, at least 20 feet from the fence and stop, hesitate to complete pattern.
10. Approach judge for inspection and dismissal.

△ Rider may drop bridle to the designated judge.

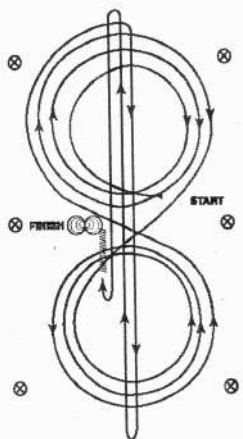
RANCH REINING PATTERN #2

HORSE MUST TROT IN. STOP PRIOR TO STARTING PATTERN. BEGINNING AT THE CENTER OF THE ARENA FACING THE LEFT WALL OF FENCE.

1. Beginning on the right lead, complete 3 circles to the right, the first circle small and slow, the next 2 circles large and fast. Change leads at the center of the arena.
2. Complete 3 circles to the left the first circle small and slow, the next 2 circles large and fast. Change leads at the center of the arena.
3. Continue around previous circle to the right. At the top of the circle, run down the middle to the far end of the arena past the end marker and do a right rollback - no hesitation.
4. Run up the middle to the opposite end of the arena past the end marker and do a left rollback - no hesitation.
5. Run past the center marker and stop. Back up to the center of the arena or at least 10 feet (3 meters). Hesitate.
6. Do a 360 degree spin to the right.
7. Do a 360 degree spin to the left.
8. Hesitate to show completion of pattern.

Rider may drop bridle to the designated judge.

**EXHIBITORS THAT DO NOT TROT IN
WILL BE DISQUALIFIED.**



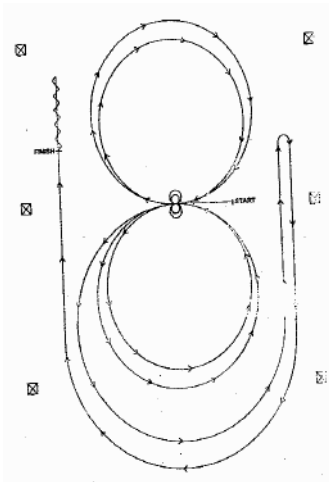
NOVICE RANCH REINING PATTERN #3

HORSES MUST TROT TO THE CENTER OF THE ARENA. HORSES MUST STOP PRIOR TO STARTING THE PATTERN BEGINNING AT THE CENTER OF THE ARENA FACING THE ARENA FENCE.

1. Beginning on the left lead, complete 2 circles to the left. Stop at the center of the arena facing the left wall or fence.
2. Complete 2 spins to the left. Hesitate.
3. Beginning on the right lead complete 2 circles to the right. Stop at the center of the arena. Hesitate.
4. Complete 2 spins to the right. Hesitate.
5. Beginning on the left lead, go around the end of the arena, run down the right side of the arena past center marker, stop and roll back right.
6. Continue around the end of the arena to run down the left side of the arena past the center marker. Stop. Back up.


Rider may drop bridle to designated judge.

EXHIBITORS THAT DO NOT TROT IN WILL BE DISQUALIFIED.



RANCH REINING PATTERN #4

HORSE MUST TROT IN. STOP PRIOR TO STARTING PATTERN. BEGINNING AT THE CENTER OF ARENA FACING LEFT WALL OR FENCE.



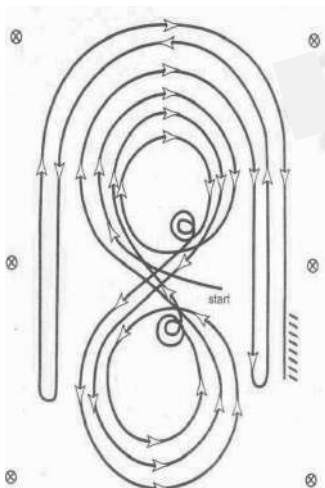
1. Beginning on the right lead, complete 2 circles to the right, the first circle large and fast, the second circle small and slow. Stop at the center of the arena.
2. Complete 2 spins to the right. Hesitate.
3. Beginning on the left lead, complete 2 circles to the left, the first circle large and fast, the second circle small and slow. Stop at center of the arena.
4. Complete 2 spins to the left. Hesitate.
5. Beginning on the right lead, run a large fast circle to the right, and change leads at the center of the arena, run a large fast circle to the left, and change leads at the center of arena (figure 8).
6. Continue around previous circle to the right. At the top of the circle, run down the middle to the far end of the arena past the end marker and do a right rollback—no hesitation.
7. Run up the middle to the opposite end of the arena past the end marker and do a left rollback—no hesitation.
8. Run past the center marker and do a sliding stop. Back up to the center of the arena or at least 10 feet. Hesitate to demonstrate completion of the pattern.

Rider must drop bridle to designated judge.

EXHIBITORS THAT DO NOT TROT IN WILL BE DISQUALIFIED.

RANCH REINING PATTERN #5

HORSES MUST TROT TO THE CENTER OF THE ARENA. HORSES MUST STOP PRIOR TO STARTING THE PATTERN BEGINNING AT THE CENTER OF THE ARENA FACING THE ARENA FENCE.



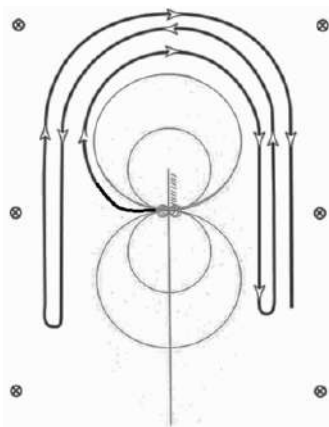
1. Starting at the center do 2 circles to the right. The first, a large fast circle. The second a small slow circle.
2. At center marker stop and do 2 spins to the right.
3. After the spins have been completed; slight hesitation.
4. Do 2 circles to the left. The first a large fast circle. The second a small slow circle.
5. At center marker stop and do 2 spins to the left.
6. After spins completed; slight hesitation.
7. Start a fast figure 8 to the right, changing leads at the center marker.
8. After figure 8 and both lead changes completed, continue a large circle to the right. Do not close this circle. Run down the right side of arena past the center marker, stop and do a rollback to the left. Remain at least 20 feet from the wall or fence. There should be no hesitation between stop and rollback.
9. Continue back around previous circle. Do not close this circle. Run down left side of arena past the center marker, stop and do a rollback to the right. Remain at least 20 feet from wall or fence. There should be no hesitation between stop and rollback.
10. Proceed back around previous two circles. Do not close this circle. Run down right side of arena past center marker and stop. Back at least 10 feet. Hesitate to show completion of pattern.

Rider must drop bridle to the designated judge


RANCH REINING PATTERN #6

1. Run in past middle marker. Stop.
2. Back 8-10 feet to center of arena.
3. 3 spins to the right.
4. $3\frac{1}{4}$ to the left.
5. Begin on the right lead, lope circles, first large fast, second small slow; change leads to the left.
6. First circle small slow; second circle large fast; change leads.
7. Run down and stop. Roll back to the left.
8. Rundown and stop. Roll back to the right.
9. Run down and stop. Hesitate to show completion.

Rider must drop bridle to the designated judge

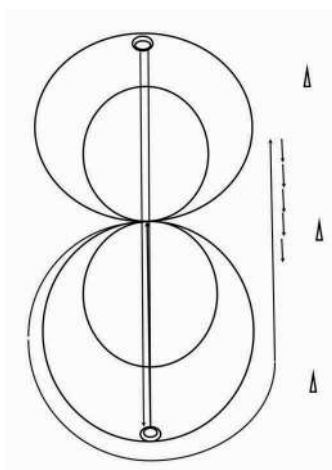


NOVICE RANCH REINING PATTERN # 7

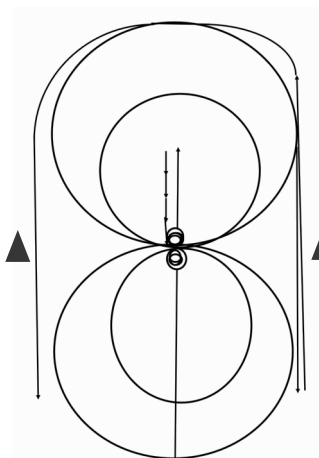


1. Run down center past marker and stop; Back 8-10 feet, 1/4 turn left.
2. Left lead lope large fast, small slow stop.
3. 3 spins left.
4. Beginning on the right lead complete 2 circles the first one large and fast and the second small and slow, stop.
5. 3 spins right.
6. Right lead lope but do not close circle, go past middle marker, stop roll back left.
7. Run down past middle marker, stop, Hesitate to show completion of pattern.

RANCH REINING PATTERN #8




1. Run down past end marker; Stop.
2. 2½ Spins to the right.
3. Run down past end marker; Stop.
4. 2½ Spins to the left.
5. Lope left lead up to center marker and turn left, complete two circles, the first small Slow, the second large fast.
6. Change to right lead and Complete two circles, large fast and second small slow.
7. Change to left lead and continue around end of arena, run down past center marker; stop; Back 8-10 feet.



NOVICE RANCH REINING PATTERN 9

1. Run down center past marker and stop; Back 8-10 feet, 1/4 turn left.
2. Right lead lope large fast, small slow stop.
3. 3 spins right.
4. Beginning on the left lead complete 2 circles the first one large and fast and the second small and slow, stop.
5. 3 spins left.
6. Right lead lope but do not close circle, go past middle marker, stop. Roll back left.
7. Run down past middle marker, stop, Hesitate to show completion of pattern.



NOVICE RANCH REINING PATTERN 10

1. Start on left side of arena, Lope on your right lead around end and run past center marker, Stop, Roll back left.
2. Run past center marker, Stop, Rollback right.
3. Lope back around end at center marker close into right circle. Complete 2 circles on the right lead the first one a small slow, second a large fast, Stop in center.
4. 2 Spins Right.
5. On the left lead complete two circles the first large and fast, second small slow, Stop at center.
6. 2 Spins Left, hesitate;
7. Back 8 –10 feet; exit arena at trot.

SECTION R-1. RANCH CUTTING

This class is designed to show a horse's ability to separate a cow from the herd, hold that cow away from herd, then drive that cow away from herd and to pen it. This class is to be judged on the horses natural cow ability, agility and to respond softly to the rider's cues to help rein horse into position to hold cow from herd, on the way to pen and to pen cow. Horse should display softness of handle and quietness in herd. Horse and Rider should work as a team, seeming effortless to work together.

In the Ranch Cutting class exhibitors are permitted to hold romels and tail in one hand while holding the horn with other hand. Should an exhibitor chooses to show this way they must enter the arena with reins in one hand and are not allowed to touch rein with off hand at anytime during the class or if the exhibitor chooses to comes in to the pen with both hands on the romels, they will be required to keep both hands on the reins, in the same way as when they entered the pen.

RANCH CUTTING GUIDELINES:

- a) Settling of the herd is permissible by anyone but the first entries of the class.
- b) There is a two and one half (2½) minute time limit.
- c) Time will begin when a rider crosses a timeline just prior to entering the herd (minimum of ten head). The rider will then quietly separate one cow from the herd and work the cow, with the exhibitor and horse showing their ability to keep the cow from the herd. Upon herd work completion the cow shall be driven to the opposite end of the arena and penned.
- d) A whistle will be blown at the one minute point to let exhibitor know that one and one half minutes remain to complete the run. A contestant will be disqualified if he fails to pen the cow at the end of 2½ minutes, if the cow returns to the herd after it has been clearly separated from the herd or if the cow crosses back over the time/foul line when attempting to be penned.
- e) The contestant may have up to four helpers during the cutting portion, two turn back riders and two herd holders. The helpers may not assist the contestant in penning the cow. Herd holder/turnback rider are in no way to assist exhibitor once they have called for cow or have crossed time/foul line. In doing so, they could cause exhibitor to be disqualified. This is left up to the discretion of judge if he deems it excessive.
- f) The pen shall be placed on the side of the arena two-thirds of the way down the arena from the herd. Cow is not considered penned until the horse enters the wing area of the pen and whistle is blown. Show management may use either a 10' to 20' wing when constructing the pen.
- g) Horse will not be penalized for reining during cutting portion but should respond softly to rider's cues, showing wiliness to accept exhibitors directions as well as to display horse's natural cow ability in controlling and driving the cow. A horse that can perform all task of this class on a loose rein with minimal help from its rider shall be credited accordingly.
- h) Show management may supply two herd holders and two turn back riders, or exhibitors may supply their own helpers. If an exhibitor is a herd holder or turn back rider, he/she may use the horse they are competing on, or use a different horse. Herd holders and turn back riders should use ARHA horses. All turn back riders and herd holders must have proper western attire. Failure to do so will result in disqualification of entry.

1) Whistles and/or Horns to be blown at:

- a) One minute mark (Announcer may call over PA).
- b) Cow crosses back over time line after attempting to pen.
- c) Losing the cow back to the herd.
- d) 2½ minute at end of time.
- e) *Completion of Run (judges discretion) *It is the exhibitor's responsibility to keep engaging the cow until judge's whistle is blown.

SECTION R-2. PENALTIES

ONE POINT PENALTIES

- a) Loss of working advantage by more than 1 horse length.
- b) Gaping mouth when reined.
- c) Excessive spurring or cuing.
- d) Working out of position.

THREE POINT PENALTIES

- a) Cattle picked up or scatter [when working cow].
- b) Pawing or biting cattle.
- c) Back Fence.
- d) Two hands on reins except when exhibiting a junior horse in either a Snaffle bit or hackamore (bosal).
- e) Excessive herd help driving cow by turn back beyond time/foul line per discretion of the judge.

FIVE POINT PENALTIES

- a) Blatant disobedience
- b) Spurring in front of the cinch.
- c) Excessive herd help to be applied when the helpers keep cows from going back to the herd.

SECTION R-3. AUTOMATIC DISQUALIFICATION:

- a) Allowing cow to return to the herd after it is clearly separated OR crosses back over the time/foul line after attempting to be penned. A
*Cow is considered to be "back in the herd" when it touches another cow in the herd.
- b) Horse turns tail to cattle.
- c) falls to ground during any portion of the run.
- d) Penning trash cow.

-0- SCORE

- A) Illegal equipment
- B) Excessive disturbance of herd to the point that the exhibitor is asked to leave the arena.

SECTION R-4. CREDITS:

Credit will be given to those horses who demonstrate excellence in their herd work, driving and setting up the cow to cut, working in the center of the arena, and degree of difficulty of the cow drawn, within 2½ (two and a half) minutes. Horses will not be penalized for reining during the cutting portion, but should respond softly to rider's cues, showing willingness to accept exhibitors directions as well as to display horse's natural cow ability in controlling and driving the cow.

- a) Quiet in the herd and smoothness of cut.
- b) Degree of difficulty.
- c) Time spent working.
- d) Driving and controlling cow.
- e) Softness/wiliness of horse.
- f) Natural cow ability.
- g) Horse & Riders ability to work together.

SECTION S-1. HERD WORK

This class will be judged on the Horse's natural cutting ability but the Exhibitor can handle the horse in a ranch type atmosphere.

Exhibitors are permitted to hold romels and tail in one hand while holding horn with other hand. If exhibitor chooses to show this way they must enter the arena with reins in one hand and are not allowed to touch rein with off hand at anytime during the class. If exhibitor comes in with both hands on the romel they are required to keep both hands on the reins, the way they entered the pen.

1. Judging will start when the contestant crosses the time line. Horse should approach herd with no hesitation, weaving or resistance. Contestant may enter either side of herd.

2. The horse should show a great deal of expression but no ill will towards the animal. The degree of difficulty, eye appeal, and amount of courage in staying on a tough cow will be taken into consideration.

3. The amount of time actually spent working cattle in 2½ minutes will have a positive affect on the total score. Entry must cut a minimum of 2 use no more than three (3) head of cattle before the 2½ minute time limit the judge must whistle out the entry.

4. Contestant must make one (1) deep cut out of the herd. The horse should work quietly, but alertly causing very little disturbance in the herd or the animal being brought out. Credit will be given for driving cattle, clearing the herd by a sufficient distance and setting up a cow while holding it in a working position as near to the center of the arena as possible.

5. After the cut is made the horse should display natural cutting ability.

Contestant may handle the horse with reins; if the horse shows no resistance to the riders cues, no penalty will be given. Horses must respond in a positive manner and be responsive to the rider. The horse should stop using its haunches and be free on the front end when moving across themselves. Entry shall get off the cow as close to the middle of the arena as possible to show control of the cow.

A. RUN CONTENT

+ Above Average ✓ Average - Below Average

SECTION S-2. HERD WORK– Each time a contestant enters the herd to make a cut the judge will score according to how the horse handles each cut.

SECTION S-3. CONTROL OF COW– The horses ability to stop and turn the cow in the middle part of the arena.

SECTION S-4. DEGREE OF DIFFICULTY– How tough or easy the cow is working or attempting to go back to the herd.

SECTION S-5. EYE APPEAL –The style or how easy or how hard it is for the horse to show its natural cutting ability. A horse showing softness in the mouth and body when handled will be credited in eye appeal.

SECTION S-6. AMOUNT OF WORKING TIME– The actual time spent working the cattle.

SECTION S-7. AMOUNT OF COURAGE– The horses ability to challenge the cow.

SECTION S-8. LOOSE REIN– Horses that do the job on a loose rein, and are not consistently being helped will be credited.

SECTION S-9. EXCESSIVE HERD HELP– If the herd holders keep the cow from going back to the herd or turn back help is stopping the cow for the contestant. Entry will not be penalized if turn back is pressuring a cow that does not move or is having to direct noise towards the cow to make it move or keep it in working area of the arena.

SECTION S-10. PENALTY POINTS

1 POINT PENALTIES

1. **(Miss) Loss of working advantage.** - When a horse goes by or misses to the degree that he loses his position to maintain control of cow.
2. **Noise directed by contestant towards cattle.** Any noise directed at cattle will be penalized one (1) point for each occurrence.
3. **Working out of position.** The position of the horse in relation to the cow being worked, whether too short or too long while working to control the cow.
4. **Toe, foot or stirrup on the shoulder.** A one (1) point penalty will be charged for each time the toe, foot or stirrup actually touches the horse's shoulder.

3 POINT PENALTIES

1. **Hot Quit.** A contestant may quit an animal when it is obviously stopped, obviously turned away or is obviously behind the turn back horses. A 3 point penalty should be charged if the animal is quit under any other circumstances.
2. **Cattle picked-up/running into or scattered the herd.** Each time a horse runs into the herd or scatters herd while working or picking up cattle through fault of horse, they will be penalized three (3) points. The entire cow must enter the working area.
3. **Failure to make a deep cut.** Each horse is required to enter the herd sufficiently to show their ability to make a cut. One such cut will satisfy this rule.
4. **Back Fence.** The horse will be penalized each time the back fence is used to stop or turn the cow.

5 POINT PENALTY

- A. Horse Quitting Cow.** When the horse refuses to stop or turn the cow.
- B. Losing the cow.** When the horse lets the animal that is being worked get back to the herd.
- C. Changing cattle after a specific commitment.** When rider changes cattle after visibly committing to a specific cow.
- D. Failure to separate a single animal after leaving the herd.**
When horse clears the herd with two (2) or more cattle and fails to separate a single animal before quitting. No penalty if time expires.
This rule only applies when making a cut.
- E. Blatant disobedience.** Kicking, biting, bucking, rearing, striking or obvious insubordination.
- F. Spurring or hitting in front of the cinch.** Spurs or reins of rider must actually make contact with horse in front of the cinch for this rule to apply.

-0- SCORE

- A. Horse turn tail.** If the horse turns the wrong way with tail toward the animal being worked.
- B. Using two hands on the reins in a bridle.** Having two (2) hands on the reins in any bit other than a snaffle or bosal.
- C. Fingers between the reins in a bridle.** More than one (1) finger between reins when showing in any bridle other than a snaffle or bosal.
- D. Illegal equipment.** Any equipment that is deemed illegal by ARHA rule book.
- E. Leaving the arena before time expires.** Any rider who allows his horse to quit working or leaves the working area before time expires.
- F. Fall of horse or rider.** A horse is considered to have fallen when hips and shoulders are touching the ground and all four (4) legs are extended the same way. Rider has fallen when he/she is no longer astride the horse.
- G. Working over three (3) head of cattle in the 2½ minutes.**

**A judge may blow the whistle at any time during the work if they feel the cattle or horse are being mishandled, abused or deem the situation unsafe.*

T-1. CUTTING

All riders in the arena shall comply with rules on dress, equipment, and conduct and be limited to bonafide contestants or their helpers per ARHA rules. No Romel reins or Hackamores may be used (#1-30H). Use of Snaffle bit is allowed but rider must ride with one hand with a tail of the reins on one side.

- 1) The number of cattle to cut in the two and one-half (2½) minute time limit is not over three (3) head of cattle (Blow whistle) but not less than two. If a cutter can do as much on two head as he can on three, the cutter working two head should have the higher score because he has not spent as much time in the herd.
- 2) When approaching the herd a horse should never be set down hard. Walking or trotting to the herd is acceptable, provided the horse is taken up very easily before getting close enough to disturb the cattle. The horse should not display hesitation, weaving or reluctance to approach and enter the herd.
- 3) When entering the herd the cutting horse should enter with ease, concentrating on the job to be done; not looking over the back fence or biting; he should be alert, but quiet, making no unnecessary movements that might disturb the cattle. The horse should enter the herd deep enough to show his ability to get one out. A rider may enter the middle of the herd from either side and go to the middle or back side and get the one they want. A rider may also go behind the herd and bring one out.
- 4) A rider entering the herd may have light contact while he is in the herd and during the process of cutting the animal free from the remaining cattle. When the cow has been cut, the rider should let his horse alone and the horse should be given enough slack so that it would be obvious to the judge that the horse was on his own.
- 5) The horse should stay a reasonable distance from the cow if possible, showing a great deal of expression but no ill-will towards the cow being cut. Ill-will is defined as biting, trying to bite, pawing, kicking and/or

charging. Facial expression and ear position should not be considered as a sign of illness. The horse should be on his toes, making counter movements to the cow regardless of the distance separating them. The horse should not rush or push cattle excessively in bringing one from the herd unless the cow turns around and tries to get back to the edge of the herd. The cow should be brought a sufficient distance from the herd toward the center of the arena, so that the herd will not be disturbed while being worked, and set the cow up.

6) The cow should be in the middle of the arena or as near this point as possible with the horse making movements to counter act movements of the cow. This does not mean the horse should be moving while the cow is standing still. When the cow moves, the horse should move faster so that he will hold the cow, not only from returning to the herd, but also from going from side to side (wall to wall), without excessive help from his turn back riders.

7) The loss of working advantage is not determined by the distance that a horse goes by a cow; it is determined by the response of the horse to the action of the cow. A horse should have no difficulty maintaining working advantage over a slow moving cow. The horse that can maintain a working advantage over a cow which presents a severe challenge shall receive credit. No penalty should be charged a horse which immediately regains position after going sufficiently past the cow to cause it to turn.

8) There will be no penalty assessed for cattle leaving the herd so long as it is not caused by the exhibitor's horse.

9) An exhibitor may quit a cow when he obviously stopped, obviously turns away or is obviously behind the turn back horses and the turn back horses are behind the line.

10) In cutting, all horses regardless of age and bit must be shown with one hand. Junior horses that are shown with a snaffle must be ridden with one hand around reins with one finger between split reins. No romals and/or bosals will be allowed.

T-2. Scoring will be on the basis of 0-80, with 70 denoting an average performance. Penalties are assessed per occurrence as follows:

One Point Penalties

- a) (Miss) losing working advantage.
- b) Reined or visibly cued.
- c) Noise directed to cattle.
- d) Toe, foot or stirrup on the shoulder of horse.
- e) Working out of position.
- f) Hold on too long on a cut.

Three Point Penalties

- a) Hot quit.
- b) Cattle picked up or scattered.
- c) Second hand on reins.
- d) Spur in shoulder.
- f) Pawing or biting cattle.
- g) Failure to make a deep cut.
- h) Back fence.

Five Point Penalties

- a) Horse quitting a cow.
- b) Losing a cow.
- c) Changing cattle after a specific commitment.
- d) Failure to separate a single animal after leaving the herd.

T-3. DISQUALIFICATIONS

An automatic disqualification score of 0 will be given for the following:

- a) If horse turns tail to cattle.
- b) If horse falls to ground.
- c) Illegal equipment.
- d) Leaving the work arena before time expires.
- e) Inhumane treatment of horse.
- f) Riding with romal or closed reins in snaffle bit/hackamore.
- g) Failure to cut.
- h) More than one (1) finger between the reins.

T-4. CREDITS: Run may receive plus (+) marks for the following:

- a) Herd work - driving a cow
- b) Controlling the cow - working in the center of the arena
- c) Degree of difficulty
- d) Eye appeal
- e) Time worked
- f) Amount of courage

SECTION U-1. RANCH BOXING

The Ranch Boxing class will consists of a single cow worked (boxing) on the end of the arena. The time limit for the class is fifty (50) seconds.

THIS CLASS IS APPROVED FOR ALL DIVISIONS INCLUDING NOVICE AMATEUR, AND NOVICE YOUTH 18 & UNDER.

SECTION U-2. NOVICE AMATEUR AND NOVICE YOUTH BOXING:

To be eligible for this class the exhibitor must hold Novice Youth or Novice Amateur Membership.

SECTION U-3. OPEN DIVISION (Offered in All Age) **AMATEUR** (Offered in All Age) **AND YOUTH DIVISION** (Offered in 18 & Under): Amateur and Youth must hold division cards. This class is open to any exhibitors regardless of points earned, division status or monies earned.

In this class exhibitors are permitted to hold romels and tail in one hand while holding horn with other hand. If exhibitor chooses to show this way they must enter the arena with reins in one hand and are not allowed to touch rein with off hand at anytime during the class. If exhibitor comes in with both hands on the romels they are required to keep both hands on the reins, the way they entered the pen.

SECTION U-4. CLASS PROCEDURE

- a) This class is designed to demonstrate and measure a horse's ability to do cow work. Holding the saddle horn is permitted in this class.
 - b) A Superior Ranch Boxing Horse should be in complete control at all times. Showing natural cow sense along with softness of face and body with rider's cues. Horse should stop using haunches. Turns should be quick and snappy.
 - c) This class will be judged on run, rate, control, degree of difficulty and eye appeal.
1. There will be no schooling between cows if a new cow is awarded.
 2. The rider will face the cow end of the arena and call for a cow. Each exhibitor upon receiving a cow, shall hold that cow on the prescribed end of the arena for fifty (50) seconds, demonstrating the ability of the horse and rider to control the cow. Time shall begin when the gate closes behind the cow after being let into the arena. Timing will be done by the announcer or judge starting when the cow is turned into the arena. At fifty (50) seconds, the announcer will call time. The judge may blow a whistle at any time for the contestant to cease work for any safety reasons.
 3. If blown out the contestant shall receive a no-score.

SECTION U-5. SCORING:

Scoring will be on the basis of 0 - 100 with 70 denoting an average performance. This class will be judged from -1½ to + 1½ in ½ point increments.

- a) The judge may blow the whistle at any time to terminate work. A score of zero will be given if the work is not completed at that time. Each work will be limited to fifty (50) seconds.
- b) There will be no schooling between cows if a new one is awarded. The penalty for this is a -0-.

SECTION U-6. CREDITS

1. Maintaining control of the cow at all times.
2. Maintaining proper position .
3. Degree of difficulty.
4. Eye Appeal.
5. Time Worked.

SECTION U-7. PENALTIES should be assessed, per occurrence as follows for the Boxing:

1 POINT PENALTIES

- a) Loss of working advantage.
- b) Working out of position.

3 POINT PENALTIES

- a) Loss of control of cow.
- b) Leaves working end of the arena/passing center marker.

5 POINT PENALTIES

- a) Blatant disobedience (kicking, biting, rearing, striking).

0-SCORE

- a) Turn tail.
- b) Using 2 hands on reins with curb bit.
- c) More than one finger between reins.
- d) Balking.
- e) Out of control.
- f) Bloody mouth.
- g) Illegal Equipment.
- h) Leaving arena before time is complete.
- i) Fall of horse and/or rider.
- j) If new cow is awarded, schooling between cows.

SECTION V-1. WORKING COW HORSE

A) Both the cow work portion of this event and the reined work portion are mandatory. Scoring emphasis on the cow work portion shall be based on the horse maintaining control of the cow at all times, exhibiting superior cow sense and natural cow working ability without excessive reining or spurring. Failure of an exhibitor to attempt to complete the cow work portion of the class, as well as the reined work will result in the exhibitor not being considered an entry in the class. In the cow work portion of the class the exhibitor will keep working until the judge blows the whistle to signify completion of work. If the exhibitor quits before the whistle is blown, the score shall be a 0 for the cow work portion. A horse going off pattern in the reined work and the cow work portion may be placed even if disqualified in one portion of the class (example: If a horse is disqualified and receives a 0 score for the reined work, but scores a 70 for the cow work, its total score would be a 70 and the horse would be eligible for placing).

B) In approved working cow horse classes, any of the eight (8) approved ARHA working cow horse patterns is to be selected by the judge and/or show committee of the class and used by all exhibitor in the class.

C) Cones or markers shall be set at the half point mark on the long side of the arena fence and twenty (20) feet from each corner on the short and long sides of the arena fence, for a total of 10 cones or markers (2 on each side and 2 per corner).

D) The same approved pattern will be used by each exhibitor in the class and exhibitor will have his horse to travel at the gait indicated for each part of the pattern. When judging reined work, the judge should refer to the reining portion of the rule book for guidelines. See Section P-1.

E) Between dry work and cow work the exhibitor shall make their way to the center of the arena towards the end where cow will be entering. There shall be no schooling between reined work and cow work. Judge may disqualify any entry that is stopping or turning their horses between

works. Exhibitor shall call the cow when they are ready for staff to release cow, horse should be relaxed but ready for work. If judge whistles for new cow, exhibitor should stop work and return to center part of arena and let show staff remove cow from arena.

F) For the ideal cow work, each exhibitor, upon receiving a cow in the arena, shall hold the cow on the prescribed end of the arena for sufficient time to demonstrate the ability of the horse to contain the cow on that end. After a reasonable amount of time, the exhibitor shall take the cow down the fence, making at least one turn each way on the fence. The exhibitor shall then take the cow to an open part of the arena and circle it at least once each direction. The required pattern for the cow work is boxing, fence turns and circles, in that order. It is the judge's responsibility to control the pen and treatment of all cattle.

1) Boxing: Working the cow on the end of the arena until such time as the exhibitor has proven the ability of the horse to hold the cow.

The horse should exhibit superior cow sense and natural cow working ability without excessive reining or spurring. In the head-to-head working position, the degree of difficulty shall be considered.

2) Turning on the Fence: A good turn on the fence may be defined as when a cow, while being run down the fence on one side of the arena, is turned the other direction and held near the same fence while being run in a new direction. During the turn the horse should use himself in a controlled athletic manner, using his hocks to stop and drive out of the turn, while using his front end to balance and turn. The contestant must get at least one (1) turn in each direction. To be considered a turn, the exhibitor must be close enough to the cow to be the cause of the turn. The turn must be tight enough so as not to be considered just circling the fence. More than two (2) good turns in each direction should not result in extra credit but also should not be penalized, unless the cow is thereby too exhausted to circle correctly. One (1) turn each way may not necessarily result in extra credit if the horse and /or cow is out of control.

3) Circling: After turning the cow on the fence, the rider should drive the cow off the fence and circle it once in each direction. The cow should be driven in a circle.

G) The judge should take into consideration the size of the arena, condition of the ground and the disposition and degree of difficulty exhibited by the cattle worked.

H) At the discretion of the judge, cow work may be done immediately following each individual's pattern work or immediately after completion of pattern by horses being exhibited.

I) When enough cows are available the contestant should receive a new cow if the cow drawn is unreasonably difficult or unworkable. Allowing the horse to quit working before the judge signals for a new cow will result in zero score. The judge may blow his whistle at any time to terminate the work. A score of zero (0) will be charged if the work is not complete at this point. The contestant has the option to continue working even though the judge signals for a new cow. Judging ends when the whistle blows.

J) The greater the difficulty of the run, the more credit should be given. The difficulty may be due to the extreme speed of the cow, the stubbornness of the cow, or the cow's reluctance to move, provided the job is accomplished. When all else is out equal, the more pleasing or exciting cow work should be marked highest.

K) Scoring will be on the basis of 0-100 with 70 denoting average performance. The same basis of scoring shall apply to both the reined work and cow work. In the event of a tie, the entry with the highest cow work will be declared the winner.

L) The following characteristics of the horse are considered faults:

- 1) Exaggerated opening of mouth.**
- 2) Hard or heavy mouth.**
- 3) Nervous throwing of head.**

- 4) Lugging on bridle.
- 5) Halting or hesitations while being shown, particularly when being run down, indicating anticipation of being set-up.
- 6) Losing a cow or being unable to finish a pattern because of a bad cow, the contestant should be penalized at the judges discretion.
- M) The characteristics of a good working cow horses:
 - 1) Good manners.
 - 2) Shifty, smooth, and having its feet under it at all times; when stopping, hind feet should be well under the horse.
 - 3) A soft mouth that is responsive to a light rein, especially when turning.
 - 4) Head maintained in its natural position.
 - 5) Work at reasonable speed and still be under control of the rider.

CATTLE WORK PENALTIES

5 POINT PENALTIES

- A) Not getting one turn each way (5 points each way).
- B) Deliberate spurring or use of the romal forward of the cinch.
- C) Blatant disobedience.

3 POINT PENALTIES

- A) Biting or striking the cow.
- B) Hanging up on the fence (refusing to turn).
 Hang-Up Definition: When attempting to turn a cow on the fence a horse is considered to be hung up when the animal being worked exits the turn and the horse momentarily refuses the riders command and freezes up (stops lateral movements of the shoulders). Also considered a hang-up is when a horse is put in a position where it is physically impossible to complete the turn and the lateral movement of his shoulders is stopped.
- C) Exhausting or over working the cow before circling.
- D) Knocking down the cow without having working advantage.

2 POINT PENALTIES

- A) Going around the corner of arena before turning the cow. When cow's head breaks plane of 2 point penalty marker.
- B) On jog-in patterns, failure to stop or before executing a lope departure.

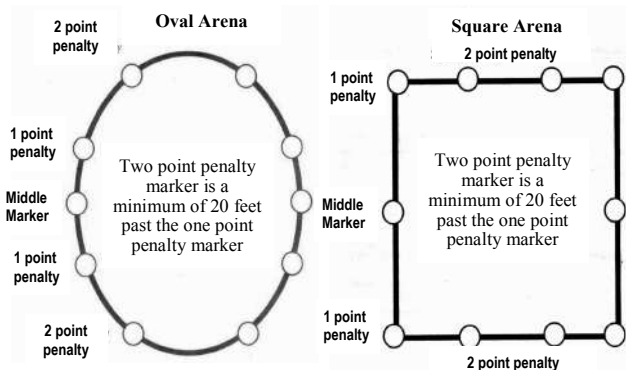
1 POINT PENALTIES

- A) Loss of working advantage
- B) Horses that run past the cow shall be penalized one (1) point.
- C) Failure to drive cow past middle marker on first turn before turning the cow.
- D) Each tie the arena is crossed to use the opposite fence to achieve a turn.
- E) When cow's head breaks the plane of 1 point marker.
- F) Slipping a rein.
- G) Excessive whipping, spurring, or hollering.
- H) Working out of position.

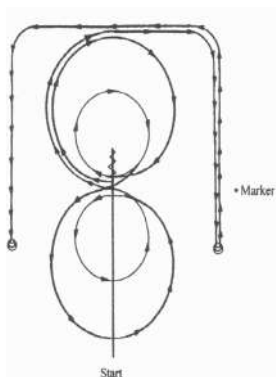
0 SCORE

- A) Turn tail.
- B) More than one Finger between reins.
- C) Leaving the arena before the pattern or work is completed.
- D) Schooling between cows if a new cow is awarded.
- E) Schooling between rein work and cow work. (Schooling, is defined as gaining an advantage by excessive pulling, turning, stopping, or backing).
- F) During the cow work, use of two hands on the reins, exception with junior horses ridden two-handed in a bosal or snaffle-bit.
- G) The judge may blow his whistle at any time to terminate the work.
- H) A score of zero will be charged if the work is not completed at that point.
- I) Failure to complete the pattern as written.
- J) Any horse that is out of control while working the cow, thus endangering the rider (i.e.: crossing the path of the cow) shall be called off the cow.
- K) Any horse that runs over cow causing a fall of horse/rider.
- L) Bloody Mouth
- M) Illegal Equipment

SECTION V-3. Arena Marker Diagram



WORKING COW HORSE PATTERN# 1

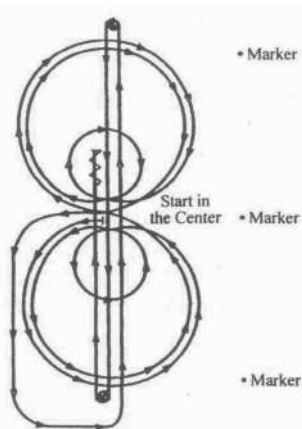


1. Start at end of the arena. Run down middle past center marker to a sliding stop.
2. Back at least 10 feet to center. 1/4 turn left.
3. Pickup right lead, large fast circle, small slow circle.
4. Change leads to left, large fast circle, small slow circle.
5. Change leads to right, do not close this circle.
6. Run around end of arena and down the side (approximately 20 feet from fence) Past center marker and come to a sliding stop.
7. Complete 3½ spins to the right.
8. Continue back down the side and end of the arena to other side (approximately 20 feet from fence) go past center marker and come to a sliding stop.
9. Complete 3½ spins to the left.
10. Hesitate to complete pattern.

WORKING COW HORSE PATTERN # 2

**TROT TO CENTER OF ARENA. STOP.
START PATTERN FACING TOWARDS
JUDGE.**

1. Beginning on the left lead, complete 3 circles to the left., The first one large and fast, the second small and slow, the third large and fast. Change leads at center of the arena.
2. Complete 3 circles to the right. The first large and fast, the second small and slow, the third large and fast. Change leads at the center of the arena.
3. Continue loping to run down.
4. Run to far end past the marker to a sliding stop. Hesitate.
5. Complete 3½ spins to the left. Hesitate.
6. Run to far end past markers to a sliding stop. Hesitate.
7. Complete 3½ spins to the right. Hesitate.
8. Run past center marker to a sliding stop. Hesitate.
9. Back at least 10 feet. Hesitate to complete pattern.

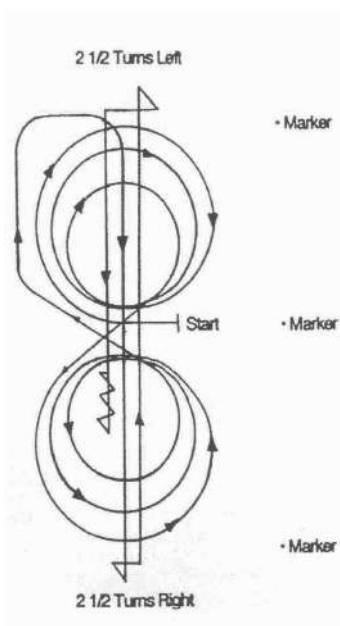


WORKING COW HORSE PATTERN # 3

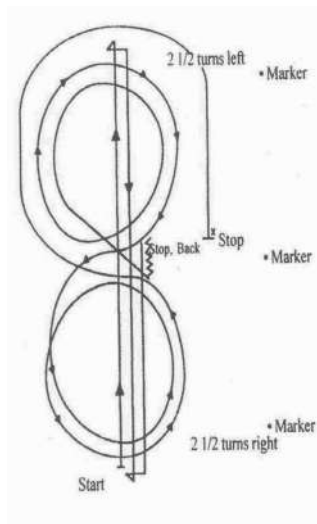
TROT TO CENTER OF ARENA, STOP.
START PATTERN FACING TOWARDS JUDGE.

1. Begin on right lead complete 3 circles to right, 2 large fast circles followed by 1 small slow circle, change to left lead.
2. Complete 3 circles to left, 2 large fast circles followed by 1 small slow circle. Change to right lead.
3. Continue loping around end of arena without breaking gait.
4. Run up center of arena to far end past the marker and come to a sliding stop.
5. Complete $2\frac{1}{2}$ spins to right.
6. Run up center of arena past the end marker and come to a sliding stop.
7. Complete $2\frac{1}{2}$ spins to the left.
8. Run back to middle of arena past the center marker and come to a sliding stop.
9. Back at least 10 feet in a straight line.
10. Hesitate to complete pattern.

EXHIBITORS THAT DO NOT
TROT IN WILL BE
DISQUALIFIED.

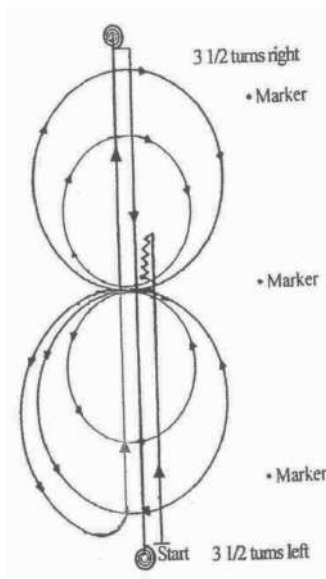


WORKING COW HORSE PATTERN # 4



1. Start at end of arena.
2. Run up center of arena past the end marker and come to a sliding stop. Complete $2\frac{1}{2}$ spins to the left.
3. Run to other end of arena past the end marker and stop. Complete $2\frac{1}{2}$ spins to the right.
4. Run past the center marker and stop.
5. Back at least 10 feet in a straight line.
6. Complete $\frac{1}{4}$ turn to the left, hesitate. Beginning on the right lead, complete 2 circles to the right, the first one small and slow, and the second large and fast. Change leads at the center of arena.
7. Complete one small slow circle and one large, fast circle. Change leads to the right.
8. Run around end of arena to the center side,, past center marker, at least 20 feet from fence and come to sliding stop.
9. Hesitate to complete pattern.

WORKING COW HORSE PATTERN # 5

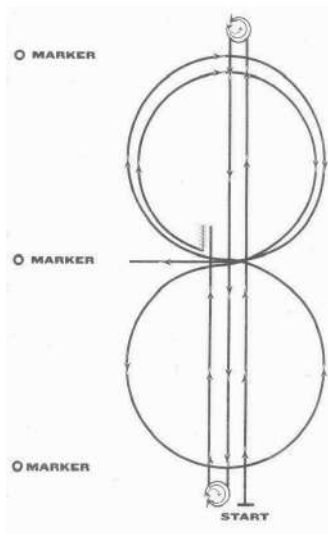


THIS PATTERN WORKS BEST WHEN THE EXHIBITOR & CATTLE ENTER FROM THE SAME END OF ARENA.

1. Start at end of arena. Run past center marker, stop, back at least 10 feet.
2. $\frac{1}{4}$ turn left. Complete 2 circles to left. The first circle large and fast, the second circle small and slow. Change leads at center of arena.
3. Complete 2 circles to the right. The first small and slow, the second large and fast. Change leads at center of a arena.
4. Continue around end of arena without breaking gait or change leads, run down center of arena past end marker, execute a square sliding stop.
5. Complete $3\frac{1}{2}$ spins to the right. Rundown center of arena past end marker, execute a square sliding stop.
6. Complete $3\frac{1}{2}$ spins to the left. Hesitate to complete pattern.

WORKING COW HORSE PATTERN # 6

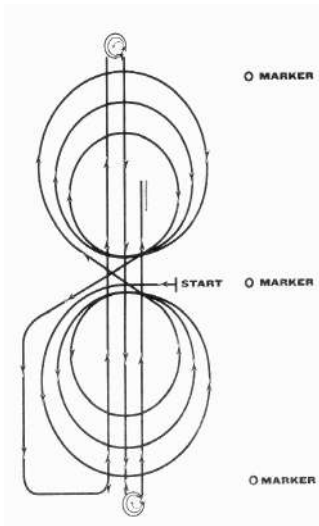
1. Start at end of arena.
2. Run down the middle of the arena, past the end marker and come to a sliding stop.
3. Complete $2\frac{1}{2}$ spins to the left.
4. Run to the other end of the arena, past the end marker and come to a sliding stop.
5. Complete $2\frac{1}{2}$ spins to the right.
6. Run back to the middle of the arena, past the center marker and stop.
7. Back 10 to 15 feet. Hesitate.
8. Complete $\frac{1}{4}$ turn to the left.
9. Start a circle to the right, change leads in the middle to the left lead. Complete circle and change to the right lead. Close circle and stop.
10. Hesitate to complete pattern.



WORKING COW HORSE PATTERN # 7

**Trot to center of arena. Stop.
Start pattern facing judge.**

1. Start in center of arena and pick up left lead. Complete three circles; two large, fast circles, then one small slow circle. Change leads to the right.
2. Complete three circles to the right; two large, fast circles, then one small slow circle. Change leads to the left.
3. Continue around end of arena without breaking gait or changing leads, run down center of arena past end marker, come to a square sliding stop.
4. Complete $3\frac{1}{2}$ spins to the left.
5. Run down center of arena past end marker and come to a square sliding stop.
6. Complete $3\frac{1}{2}$ spins to the right.
7. Run down center of arena past center marker and come to a square sliding stop.
8. Back up at least 10 feet.
9. Hesitate to complete pattern.

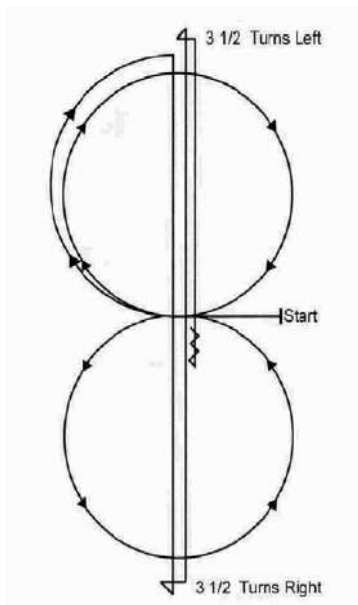


WORKING COW HORSE PATTERN # 8

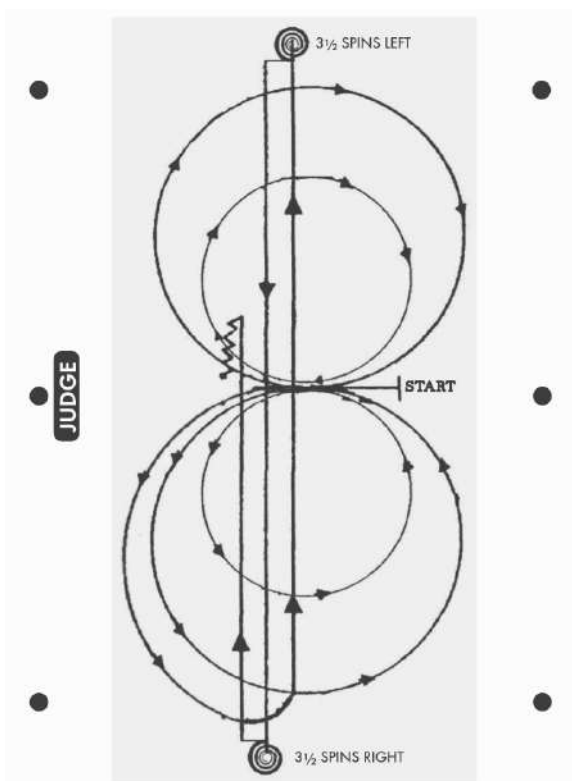
**TROT TO CENTER OF
ARENA, STOP. START
PATTERN FACING THE
JUDGE.**

1. Beginning on the right lead lope one circle to the right. Change leads to the left.
2. Complete one circle to the left. Change leads to the right and go to the top of the arena.
3. Run down center of arena past the end marker and come to a sliding stop.
4. Complete $3\frac{1}{2}$ spins to the right.
5. Run to the other end of the arena, past the end marker and come to a sliding stop.
6. Complete $3\frac{1}{2}$ spins to the left.
7. Run past the center marker, stop, back at least 10 feet.

EXHIBITORS THAT DO
NOT TROT IN WILL BE
DISQUALIFIED.



WORKING COW HORSE PATTERN # 9



Trot to center of arena, stop. Start pattern facing towards the judge.

1. Beginning on the left lead complete 2 circles to the left, the first circle large and fast, and the second circle small and slow. Change leads at the center of the arena.
2. Complete 2 circles to the right, the first large and fast, the second circle small and slow. Change leads at the center of the arena.
3. Continue around end of arena without breaking gait or changing leads, run down center of the arena past without breaking gait or changing leads, run down center of the arena past the end marked, execute a square sliding stop.
4. Complete 3 1/2 spins to the left.
5. Run down center of arena past end marker, execute a square sliding stop.
6. Complete 3 1/2 spins to the right.
7. Run down center of arena past center marker, execute a square sliding stop. Back at least 10 feet. Hesitate to complete a square sliding stop. Back at least 10 feet. Hesitate to complete pattern.

SECTION W-1. WORKING RANCH HORSE

This class combines the reining ability, cow sense and roping ability of the horse and will be judged on horse's ability to do these. Each contestant will perform individually. First with the reining pattern and then releasing one cow into the arena. A breakaway rope will be used.

A. Each exhibitor will be allowed a maximum of six (6) minutes to complete the class. At the Four (4) minute mark, there will be a two-minute warning. When the six (6) minute time limit has expired, the exhibitor will be excused from the arena.

B. The class will be judged in three parts. The reining, the cow work and the roping portion. At the end of the performance, the scores for the three portions will be combined for the final score. Rules for reining portion are defined in the Reining section of this rulebook. Rules for the cow working portion are defined in the Working Cow Horse section of this rule book. The rules for the roping portion are listed below. The working ranch horse class, the horse will be judged on three (3) maneuvers:

- 1). the ability to trail,
- 2). the ability to rate,
- 3). the ability to stop with the cow at the end of the rope.

In the roping portion of this class a break away honda factory plastic type must be used. If the honda fails to break away it will result in a DQ in the roping portion. As long as rope goes over the head, any catch will be considered a legal catch. If exhibitor fails to dally to break honda (ie.: breaks honda with hand) it will result in a three (3) point penalty. Additionally, a two loop run will receive a penalty of five (5) points and a no catch run will receive a -0- score in the roping portion.

C. During any portion of the class any blatant disobedience for a circumstance that are not listed will results in a five (5) point penalty.

D. After the exhibitor has completed his reining pattern, he will call for the cow to be turned into the arena. Upon receiving the cow, contestant shall hold the cow on the prescribed end of the arena for sufficient time to demonstrate the ability of the horse to contain the cow on that end. After a reasonable amount of time, the contestant shall take the cow down the fence, making at least one turn each way on the fence. The exhibitor must then rope the cow and bring horse to a stop. The exhibitor is allowed only two loops. If the rope falls off the saddle during the class, the rider does have the option of dismounting/mounting (with out any assistance) and picking up the rope. A 3 (three) point penalty will be assessed in the trailing portion of the roping scoresheet. If rider leaves cow to get rope, a minus score must be reflected in the trailing portion of the scoresheet. The exhibitor that does not choose to retrieve their rope will receive a "0" score in the roping portion. Judge may blow the whistle at anytime to terminate the cow work. A score of zero, in the cow work segment, will be given if the work is not complete at that time. The exhibitor should then continue with the roping segment of the class.

E. For the entire class, reining, cow work and roping, an average score will be 210 points. If the contestant fails to attempt any part of the class, he or she will receive a zero (0) for that proportion of the class.

F. Riders are not permitted to have their rope tied onto the horn of the saddle. Rider must dally.

G. If time and number of cattle permit, the judge may, at his discretion, award new cattle, to enable the contestant to show horse's ability on the cow, based on the following criteria:

- 1) The cow won't or can't run.
- 2) The cow won't leave the end of the arena.
- 3) The cow is blind or won't yield to the horse.
- 4) The cow leaves the arena.

H. The judge shall stop the cattle or roping work due to the exhibitor and/or horse being unsafe, out of control or in situations when cattle are being abused. Example: repeated crashing into the fence, running over cattle, etc.)

Maneuver Scores: -1½ -1 -½ 0 +½ +1 +1½

SECTION W-3. PENALTY SCORES:

Penalty ½ - Not changing leads simultaneously, under/over spin ⅛ jogging less than 2 strides after rollbacks or spins.

1 Point Penalty - Each quarter circle out of lead, under/over spin ⅛ to ¼.

2 Point Penalty - Failure to run past marker.
Freezing up in turn or rollback.
Breaking gait, jogging beyond 2 strides.

5 Point Penalty - Spurring or hitting in front of cinch.
Blatant disobedience (kicking, bucking, rearing or striking).
Grabbing or holding on to saddle horn.

0 Score - Off pattern.
2 hands on reins unless snaffle or hackamore.
Fall of horse or rider.
Backing more than 2 strides.
Illegal equipment.

SECTION W-4. COW WORK

Guide for “new cow” (at judge’s discretion, rider will receive a new cow(s) as necessary to show horse).

- 1) The cow won’t or can’t run
- 2) The cow is blind or won’t yield to the horse
- 3) The cow leaves the arena
- 4) The cow won’t leave the end of the arena

CREDITS: Maintaining control of the cow at all times, exhibiting superior sense and natural ability without excessive reining or spurring.

SECTION W-5. PENALTY SCORES:

1 Point Penalty - Loss of working advantage.
- Cow passes one point marker before turn, changing sides of arena to turn cow, for each length horse runs past cow. Turning cow before passing middle marker on first turn.

2 Point Penalty - Cow passes 2 point marker before turn.

3 Point Penalty - Biting or striking the cow.
- Refusing to turn.
- Failure to dally.

5 Point Penalty - Not getting a turn each way (5 points each way).

0 Score
- Turn tail.
- More than one finger between the reins in a bridle class.
- Balking.
- Illegal equipment.
- Fall of horse or rider.
- Leaving working arena before pattern is complete.
- Schooling between rein work and cow work.

NOTE: Judge may blow the whistle at any time to terminate the cow work. A score of zero in the cow work segment, will be given if the cow work is not complete at that time. The exhibitor may continue after the whistle and rope the cow.

SECTION W-6. ROPING

1. Only two (2) loops are permissible (must rebuild). A 5 point penalty will be given for a two (2) loop run.

2. All maneuvers judged +3 to -3 with ½ point increments.

3. It is necessary for the roper to catch in the roping portion. If there is a no catch, a -0- score must be applied to the roping section.

SECTION W-7. ROPING PENALTIES

2 Point Penalty - Setting up or scotching.

3 Point Penalty - Failure to dally.
- If rope falls from saddle onto ground and rider picks it up or leaves cow to get rope.

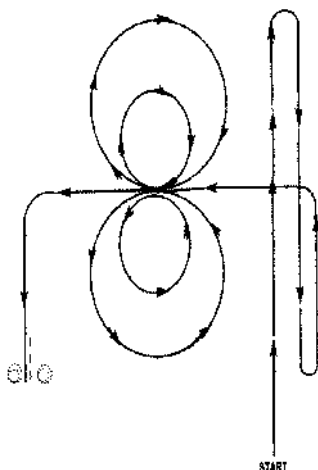
5 Point Penalty - Blatant disobedience (kicking, striking, biting, bucking, rearing).
- Running into steer.
- A Two (2) Loop Run

0 Penalty - Whipping, or striking the horse with rope.
- Failure to attempt any part of the class (for entire class).
- If the rope falls from the saddle to the ground and is not retrieved this will be a 0 score.
- Loss of rope during dally.
- Failure to catch

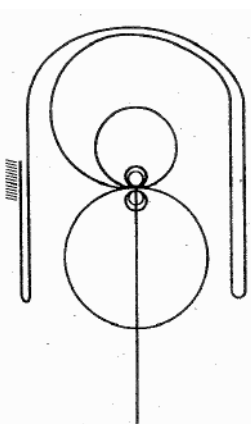
WORKING RANCH HORSE PATTERN # 1

MANDATORY MARKERS ALONG FENCE OR WALL RIDE PATTERN AS FOLLOWS:

1. Start on right side of arena and lope to far end of arena.
2. Stop and rollback to the right. Continue to other end of arena.
3. Stop and rollback to the left. Continue to center of arena.
4. Lope small, slow circle to left.
5. Lope large circle to left with medium speed. Change leads.
6. Lope small slow circle to right.
7. Lope large circle to right with medium speed. Change leads.
8. Continue down arena.
9. Stop and back 10 to 15 feet.
10. Do 360 degree spin right or left.
11. Do 360 degree spin opposite direction that was taken in #10.
12. Hesitate to show completion of pattern.



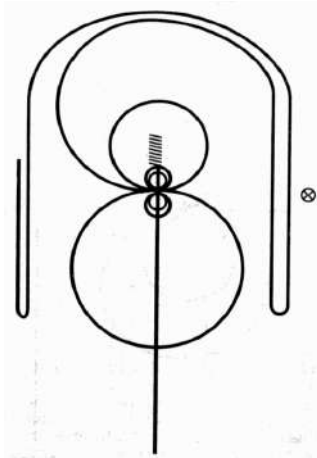
WORKING RANCH HORSE PATTERN # 2



MANDATORY MARKERS ALONG FENCE OR WALL- RIDE PATTERN AS FOLLOWS:

1. Start at end of arena. Run down middle to center marker to a square sliding stop.
2. Complete 2 spins to right.
3. Complete 2 1/4 spins left.
4. Begin on right lead and complete one circle right small and slow. Change leads.
5. Complete one circle left large and fast. Change leads.
6. Continue loping around end of arena without breaking gait. Run strait down the right side of the arena past the center marker and do a left rollback.
7. Continue back around the previous circle but do not close this circle. Run down the left side of the arena past the center marker and do a right rollback.
8. Continue past center marker and do a sliding stop.
9. Back at least 10 feet in a straight line.
10. Hesitate to complete pattern.

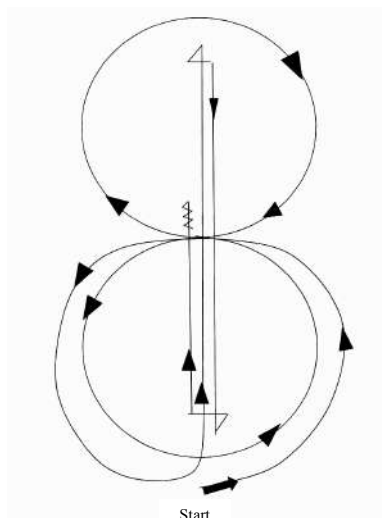
WORKING RANCH HORSE PATTERN # 3



Mandatory Marker Along Fence or Wall Ride Pattern as follows:

1. Start at end of arena. Run past the center marker and do a sliding stop. Back approximately 10 to 15 feet to the center.
2. Complete 2 spins right.
3. Complete 2 1/4 spins left.
4. Begin on right lead and complete one circle right small and slow. Change leads.
5. Complete one circle left large and fast. Change leads.
6. Continue loping around end of arena without breaking gait. Run straight down the right side of the arena past the center marker and do a left rollback.
7. Continue back around the previous circle but do not close this circle. Run down the left side of the arena past the center marker and do a right rollback.
8. Continue past center marker and do a sliding stop.
9. Hesitate to complete pattern.

WORKING RANCH HORSE PATTERN # 4



1. Enter the gate on the left lead, loping one circle left.
2. Change leads.
3. Lope one circle right.
4. Change leads.
5. Continue on the left lead around the end, continue up the middle of the arena past the end marker. Stop.
6. 1½ spins left.
7. Continue down the middle of the arena, past the end marker. Stop.
8. 1½ spins right.
9. Continue down the middle of the arena, past the end marker. Stop. Back at least 10 feet.

SECTION X-1. RANCH ROPING

The Ranch Roping may be offered in the following divisions: Open, Amateur, Youth, Novice Amateur (All Age) & Novice Youth (18 & Under) Divisions)

This class allows exhibitors to show their horses one handed with romel reins. Exhibitors are permitted to hold romels and tail in one hand while holding horn with other hand. If exhibitor chooses to show this way they must enter the arena with reins in one hand and are not allowed to touch rein with off hand at anytime during the class. If exhibitor comes in with both hands on the romels they are required to keep both hands on the reins, the way they entered the pen. The use of Roping reins/one piece reins will be allowed. No tie-downs or martingales etc. may be used in this class.

A) The intent of this class is to show the ability of the horse and rider skill of handling cattle as if they were doctoring injured or sick cattle. Cattle should be handled as calmly and slowly as possible. The judge should judge this class as if the cattle belonged to him or her. Entry does not have to separate their cow from herd and should not receive credit for separation from herd. When cow is separated from the herd there should be no excessive running or cutting of the cow.

B) This is a judged event with a 90 second time limit. 70 denotes an average score. The rope must be thrown and the contestant may throw only two loops. Any attempt by exhibitor to trap, snare, or collar cow by holding onto the loop will be cause for disqualification. A second rope may be used, but the total number of loops thrown may not exceed two (2). If a second loop is used it must be recoiled. The Honda on the rope used must be of a factory plastic breakaway design.

C) Horse and rider must start from behind a starting line which will be located 1/3 of the arena length away from where ten (10) calves are held as a herd with each bearing a number 0 - 9. A random draw will be used to select the calf to be roped, which will be announced to the contestant when the horse crosses the starting line.

D) Each contestant may have the option of using one (1) herd holder. The herd holder may cross the starting line. The sole duty of the herd holder is to assist in holding the cattle at the working end of the arena.

E) The contestant must make a legal catch of the designated calf and dally up. A legal head catch is a loop that goes completely over the calf's head and Honda can be broken by any part of the calf's body, but must go over the calf's head first. When the calf breaks free from Honda, the Flag Judge will signal the end of the run.

F) In youth division classes only the youth exhibitor at their discretion may have their ropes tied to the saddle horn instead of dallying or they may dally.

G) After catching, it is desired for the horse to remain facing the cow until the Honda breaks. Turning away from the cow to make the Honda break quicker will receive a 5 point penalty.

CREDITS

- 1)** Quietness in the herd.
- 2)** Handling the cattle.
- 3)** Position of the horse when cattle are roped.
- 4)** Facing to cow.

SECTION X-2 DISQUALIFICATIONS:

- 1) Running into or over cattle.
- 2) Schooling.
- 3) Whipping or hitting horse with rope.
- 4) Half of herd crossing starting line.
- 5) Thrown from horse.
- 6) Fall to ground horse and/or rider
- 7) Loss of rope.
- 8) Failure to make a legal head catch.
- 9) Roping the wrong cow/number or multiple cows.

SECTION X-3. PENALTIES:

1 POINT PENALTIES

- a) Working out of position.
- b) Loss of working advantage.
- c) Holding cut too long without roping.

3 POINT PENALTIES

- a) Picking up cattle in herd.
- b) Breaking the Honda without a dally.

5 POINT PENALTIES

- a) 2 loop run (second loop).
- b) Loss of cow (re-cut in the herd).
- c) Excessive running/scattering of herd.
- d) Blatant disobedience including kicking, biting, bucking, rearing or striking.
- e) Horse turns tail.

Y-1. ROPING EVENTS– GENERAL RULES

A BARRIER MUST BE USED IN ALL ROPING EVENTS. PLEASE NOTE: ANY SPECIFIC CLASS RULES WILL SUPERSEDE GENERAL RULES.

A) The purpose of an ARHA roping class is to provide an opportunity for the horse to demonstrate and be judged on its natural talent and ability, its willingness to perform and the level of training that makes it suitable for competitive roping events. The rope horse will be evaluated through a series of individually judged maneuvers that when combined result in a score that most accurately exemplifies that rope horse's ability to allow its rider to catch and handle a cow most efficiently and effectively.

B) The purpose of these events is to show the ability of the horse with speed being of lesser importance. Calves for Tie-Down classes can not exceed 250 pounds.

C) Horses must start from the roping box.

D) Tie-Down, Breakaway ropes, and Heading horses only (whether being judged or not) must start from behind a barrier (an electronic barrier is acceptable).

E) Only the horse's performance, including manners in the box and at all other times, is to be judged.

F) The exhibitor shall not attempt to rope the animal until the barrier flag has been dropped. Any attempt by a exhibitor to position his horse behind the barrier enabling the contestant to rope the animal without attempting to leave the box shall be disqualified.

G) Breaking the barrier, or any unnecessary whipping, jerking of reins, talking or any noise making, slapping, jerking rope or an unnecessary action to induce the horse to perform better, will be considered a fault and scored accordingly.

H) The judge may at his discretion award new cattle to enable the exhibitor to show his horse's ability on the cow including:

- 1) The cow won't run or stop.
- 2) Chute or barrier malfunctions.
- 3) Cow turns back immediately.
- 4) Cow leaves the arena.

I) Scoring will be on the basis of 0 - 100 , with 70 denoting an average performance.

J) Participation in jackpots paid on time in roping events must be at the exhibitor's option.

K) In all roping events a run must be completed within a one-minute time limit.

L) It is recommended that all heading and heeling cattle should be protected by horn wraps. At show managements discretion; muley cattle or cattle with strap on horns may be used.

M) In all roping events, the exhibitor will be allowed to braid the mane for safety purposes.

Y-2. TEAM ROPING - HEADING & HEELING

At any show the Headers will be allowed to tie on and the Heelers will have a two loop run.

A) The heading horse and the heeling horse are to be entered and scored individually, not as a team. This is a judged event. Exhibitor may show more than one horse but multiple exhibitors may not show the same horse in the same class. If a contesting horse makes more than one run as a header, or as a heeler, it must be designated ahead of time which run is to be judged.

B) The heading horse shall be judged on the rate of speed to steer, ability of horse to rate, check, turn and set steer in position for heeler.

C) The heeling horse will be judged on ease of manner in which he turns and prepares for heeler's position to throw loop and stretch steer.

D) It is recommended that all heading and heeling cattle should be protected by horn wraps. It is also acceptable to use muley cattle when horned cattle are not available.

E) Legal catches in heading are both horns, half-head and around the neck. Any figure-eight catch or front leg in the catch is not legal. Any catch made by the heeler not being judged must be a legal catch defined as a catch which holds from behind the steer's shoulders and back, around the flank or on one or both heels, but not by the tail only. Any catch made by the header not being judged must be a legal catch. Both horns, half head, and around neck are considered legal and acceptable.

F) It is an automatic disqualification when both the header and heeler fail to complete both catches within one-minute from the time the steer leaves the chute.

G) Loss of rope by either the header or heeler is automatic disqualification.

H) The heeler on the horse being judged may throw only two loops. If more than one loop is thrown, rider must recoil rope and build additional loop or loops. If the roper fails to catch, he will retire from the arena with no score.

I) The header must head the steer and the heeler must heel the steer. Horses cannot switch positions.

J) Riders are to stay mounted. When both ropes are dallied and both horses are facing stretched steer, run is completed.

K) The rope must be wrapped around the saddle horn at least one complete turn before it is considered a dally. Riders age 50 and over, females and youth are permitted to have their rope tied onto the horn of the saddle when heeling. However, a Hector Heeler or similar quick release device is to be used when ropers tie on.

L) The header on the horse being judged may throw only two loops. If more than one loop is thrown, rider must recoil rope and build additional loop. If the roper fails to catch, he will retire from the arena with no score.

M) The rider who is heeling for the header may use two loops within one-minute time limit from the time the steer is released from the chute.

N) The rider who is heading for the heeler may use two loops.

O) Each contestant will select the other member of his team, who may or may not be competing in this class.

P) The amateur being judged may be assisted by anyone, it may be an amateur or any non-amateur rider.

Q) The youth being judged may be assisted by any youth, contestant or non-exhibitor or any adult.

R) Scoring will be on the basis of 0-100, with 70 denoting an average performance. Each maneuver will be scored from a plus three to a minus three, in 1/2 point increments.

S) The heading horse will be judged in four different maneuvers:

- 1) Box & Barrier
- 2) Running & Rating
- 3) Setting & Handling
- 4) Facing

SECTION Y-3. PENALTIES-

Two (2) Point Penalty

- a) Ducking off.
- b) Setting up or scotching.
- c) Failure to face completely.
- d) Freeze up while facing.
- e) Jumping the barrier.
- f) Freeze up in the box (refusing to move).
- g) Broken barrier when judging heeling.

Three (3) Point Penalty

- a) Additional loop on either end.

Five (5) Point Penalty

- a) Running into the steer.
- b) Refusing to pull.
- c) Blatant disobedience including kicking, biting, bucking, rearing and striking.
- d) Refusing to enter the box.
- e) Rearing in the box.
- f) Broken barrier when judging heading.

Disqualified Score (0)

- a) Intentional and continuous stretching of the steer after the horses have faced.
- b) Excessive schooling at any time in the arena.
- c) Whipping or striking the horse with the rope.
- d) If both header and heeler fail to complete both catches within one minute from the time the steer leaves the chute.
- e) Loss of rope by either header or heeler. Failure of the roper on the horse being judged to catch with no more than two loops. If more than one loop is thrown, rider must recoil rope and build additional loop.
- f) Failure to maintain dally through completion of the run. The roper must be wrapped around the saddle horn at least one complete turn before it is considered a dally.
- g) Refusal to face.

The following shall be faults scored according to severity:

- 1) Jerking reins.
- 2) Slapping.
- 3) Jerking the rope or any unnecessary action to enhance the performance of the horse.
- 4) Turning around in the box.
- 5) Turning head severely.
- 6) Squatting in the corner.
- 7) Incorrect position.
- 8) Failure to rate.
- 9) Failure to run steer.
- 10) Horses being outrun by the steer.

T) The heeling horse will be judged on four different maneuvers:

- 1) Box
- 2) Run & Rate
- 3) Position
- 4) Stopping

SECTION Z-1. STEER STOPPING

A) The horse shall be judged on the box and barrier, run and rate, and the stop. The horse will start in the box. There will be a barrier in steer stopping. The penalty for breaking the barrier shall be 5 points.

B) The roper may throw only two (2) loops within a one-minute time limit. If more than one loop is thrown, the rider must re-coil and build additional loop as required. If the rider fails to catch within the one-minute time limit, he/she will retire from the arena with a 0-score

C) Riders are to stay mounted. Loss of rope by rider is automatic score of -0-.

D) Scoring will be on the basis of 0-100, with 70 denoting an average score. Each maneuver will be scored from a +3 (excellent), to a -3 (extremely poor, in 1/2 point increments. Degree of difficulty and eye appeal will be recorded with a plus (above average), check (average), or a minus (below average). The maneuver scores will be added or subtracted from 70 to achieve the exhibitor's score.

E) Legal catches are both horns, half head or around the neck. If a steer is roped any other way, and the rope can be removed while the rider is still mounted, he/she may continue to rope within the one-minute time limit. A score of -0- will be given for no catch.

F) The arena is to be clear except for the flagger and help to line the cattle. The flagger's only responsibility is to check for legal head catches, either in the arena or at the catch pen.

G) It is the exhibitor's responsibility to signal when the run is complete so the head catch can be checked.

H) Only 1 hand on the rein is legal. Refer to Section I-30 #F.

I) Romal reins and roping reins are legal.

SECTION Z-2. CREDITS/PENALTIES FOR STEER STOPPING

Credits

- a) Box & Barrier.
- b) Run & Rate.
- c) Stop.
- d) Degree Of Difficulty.
- e) Eye Appeal.

- 0 - Score

- a) Loss of rope.
- b) Failure to make legal head catch.
- c) Fall of horse or rider.
- d) Excessive schooling.
- e) Whipping or hitting horse with rope.
- f) Failure of horse to stop steers forward motion.
- g) Failure to have steer face horse before dally is released.

1 Point Penalties

- a) Nervous when entering the box.
- b) Turns head severely.
- c) Squats in corner.
- d) Stopping crooked.

2 Point Penalties

- a) Freeze up in box.
- b) Jumping the barrier.
- c) Scotchng.

3 Point Penalties

- a) Missing first loop.
- b) Taking off illegal catch

5 Point Penalties

- a) Refusing to enter the box.
- b) Breaking barrier.
- c) Rearing in box.
- d) Running into Steer.
- e) Blatant disobedience, kicking, biting, and bucking.

SECTION AA-1. COW CATCHING

Cow Catching may be offered in all divisions.

The purpose of this class is to simulate the task of catching a live cow on the ranch. This is a timed event that will start when exhibitor and/or cow crosses the time line. The time line should be placed on the end where the cow will be released, $\frac{1}{3}$ of the arena. Exhibitor may not cross the time line until the cow is released into the arena. When exhibitor is ready one (1) cow will be turned into the arena. The exhibitor has thirty (30) seconds or two (2) loops to catch the cow.

- (a) Judges are required to use stop watch as a back up to timer.
- (b) Honda must be of a factory plastic breakaway type.
- (c) The rope must drop over the cows head. Any catch is considered legal.
- (d) Show Management may use horned cattle but must have Horn Wraps if roping horns, or slick horn, half head, if cattle are not wrapped, rope must go over head.
- (e) Exhibitor must dally on horn to break honda. If exhibitor fails to do dally a five (5) second penalty shall be applied to time.
- (f) Equipment must meet timed event rules and standards.
- (g) Horse or cow must break time line before cow is roped. If cow is roped before time line is broken, a no-time shall be applied.
- (h) Loss of rope will be a DQ.

SECTION AA-2. COW CATCHING TACK & EQUIPMENT

Mechanical hackamore, tie-downs with noseband of leather, rope, nylon or padded covering may be used. Slip or gag bits, and twisted mouth pieces are allowed, if not severe. Leg wraps, boots, martingale, spurs and chaps are optional at the discretion of the rider.

TYPICAL EXAMPLES OF ACCEPTABLE SNAFFLE BITS & BOSALS



O-Ring Snaffle Bit

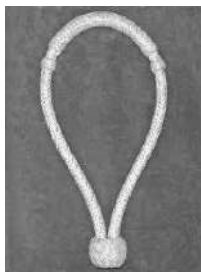


D-Ring Snaffle Bit



Eggbutt Snaffle Bit

Rawhide Bosal

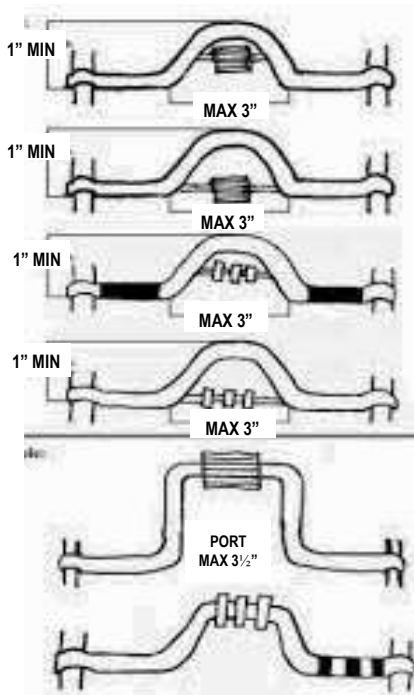


Bosal



DIAGRAM 1. BITS

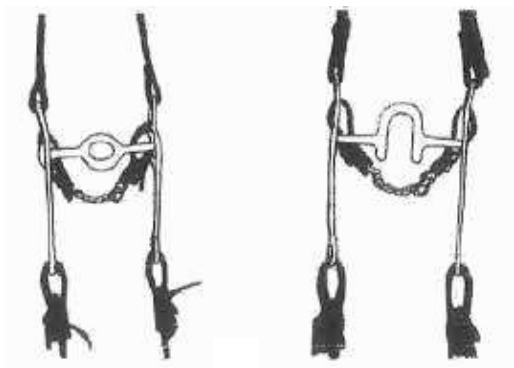
LEGAL BITS



DONUT BIT

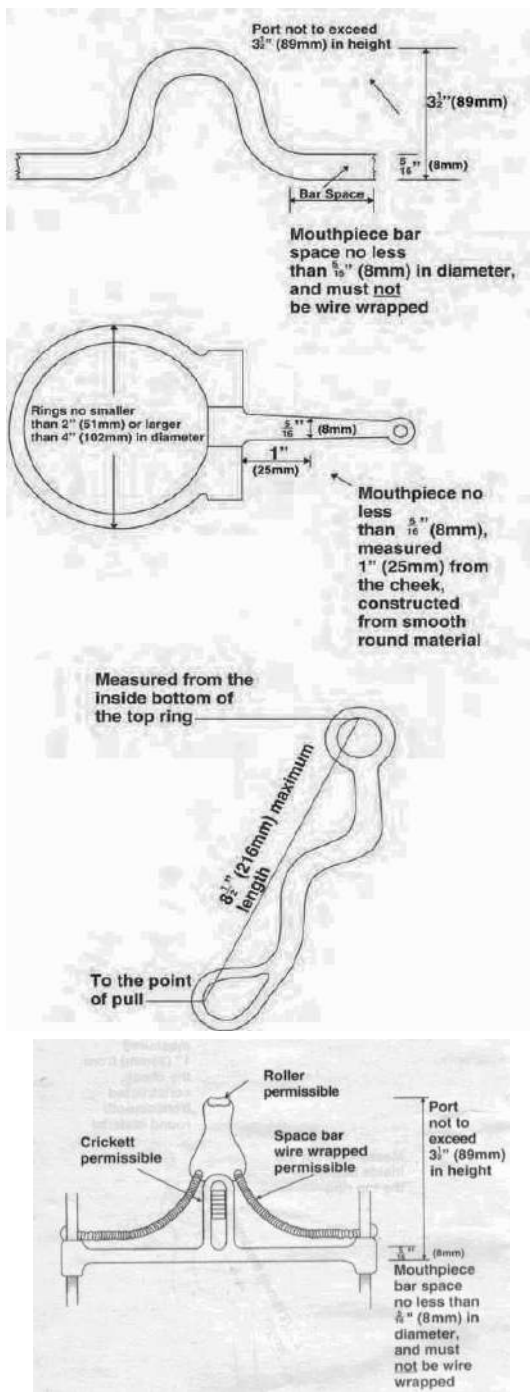
PRONG BIT

ILLEGAL BITS



Illegal - Twisted Wire Snaffle Bit

DIAGRAM 1a. BITS



SECTION BB-1: Reining, Ranch Reining, Reined Work, and

Ranchmanship: Horses shall work individually. Judging begins the moment the horse enters the arena. There will be no-schooling from the time the horse enters the arena. The judging ends when the rider indicates he/she is finished by coming to a complete stop. Praising or rewarding of horse is only allowed after the pattern is completed. The best horses shall be easily guided or controlled with little or no apparent resistance. Bad manners exhibited by the horse should be penalized. All deviations from the exact pattern must be considered a loss of control and marked down accordingly. Credit should be given for smoothness, finesse, attitude, quickness and authority of performing various maneuvers while using controlled speed which raises the difficulty level and makes the horse more exciting and pleasing to watch.

Circles: Circles are controlled maneuvers at the lope in the designated areas of the arena. Emphasis on scoring shall be given to the contestant exhibiting smooth, controlled figure eights with easy lead changes. Right and left circles shall have a common center line in the middle of the designated area. Circles shall be run and/or begin on the correct lead. The size and speed of the right circles shall be exactly the same as the speed and size of the left circles. The horse should lope in an even, fluid manner with a minimum of rider contact and/or commands. Circles shall be run far enough from the arena wall that it does not effect circles.

Lead Changes: The act of changing the propelling side of the horse's body when changing the direction traveling at a lope. The lead change must be executed at a lope with no change of speed or gait. The horse shall change leads at the exact location dictated in the pattern description and shall change in one stride. A horse shall be considered out of lead if both front and rear leads are not changed in the same stride.

Run-Downs: Runs lengthwise through the arena. They shall be made as described in the given patterns, unless the judge indicated otherwise due to arena conditions. The horse shall demonstrate a relaxed fluid attitude when starting a run-down and through-out the maneuver. The horse shall use controlled speed consistent with the size of the arena and the condition of the ground. The horse shall travel in a straight line with minimum of contact from the rider. Straight, controlled run-downs with square, smooth stops, maintaining suppleness and proper head position are desirable.

Stops: Shall be in line with the direction of travel. Horses shall have its hocks well under itself during the entire stop., maintaining a proper head position and response to a light rein.

Spins: Consistent and positioned 360 degree turns executed with the inside hind quarter (pivot) remaining stationary. Spins shall be smooth and efficient. The location of the hind quarters shall be fixed at the start of the spin. The horse shall stop the spin exactly as dictated in the pattern description. The right and left spins shall have a similar speed and balance.

Back-Ups: The horse being caused to move in a reverse motion in a straight line for a required distance. The horse shall begin the back-up in a controlled manner and shall continue to back-up without hesitation until directed to stop by the rider. In the instance where a horse backs up where a back-up is not specified in the pattern, the penalty score of 0 will be incurred when the horse backs more than 3 full strides. It is important to note one stride is defined as the complete movement or steps of all 4 legs, one time. In this particular situation it is very helpful for a judge to watch and count the steps of the front feet. Up to and including 4 steps of the front feet in the not required back-up receives no penalty, five steps and beyond constitutes the inclusion of a maneuver not specified and thus a penalty score of -0-.

Hesitate: Hesitation is only long enough to show the completion of one maneuver before the next one starts. There shall be a slight hesitation to indicate each maneuver.

DIAGRAM 2. Over/Under Spin

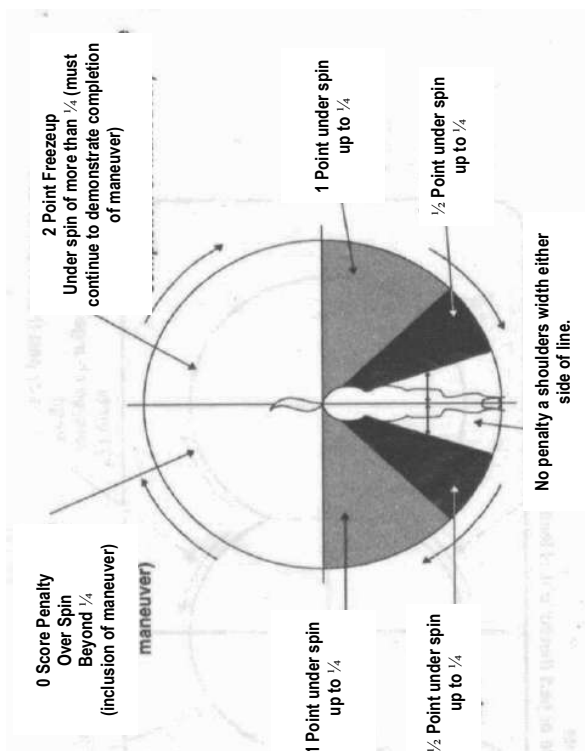


DIAGRAM 2a. Lead Departure

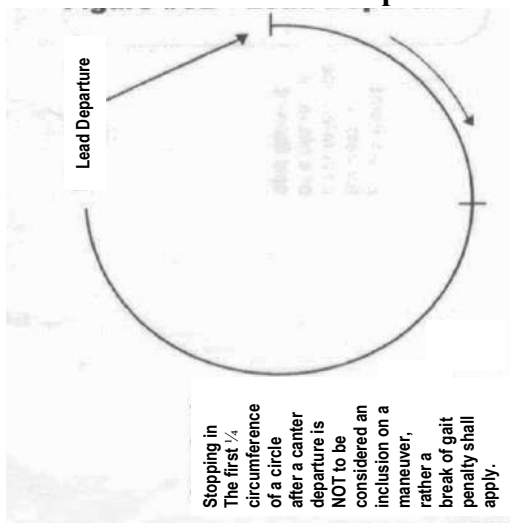
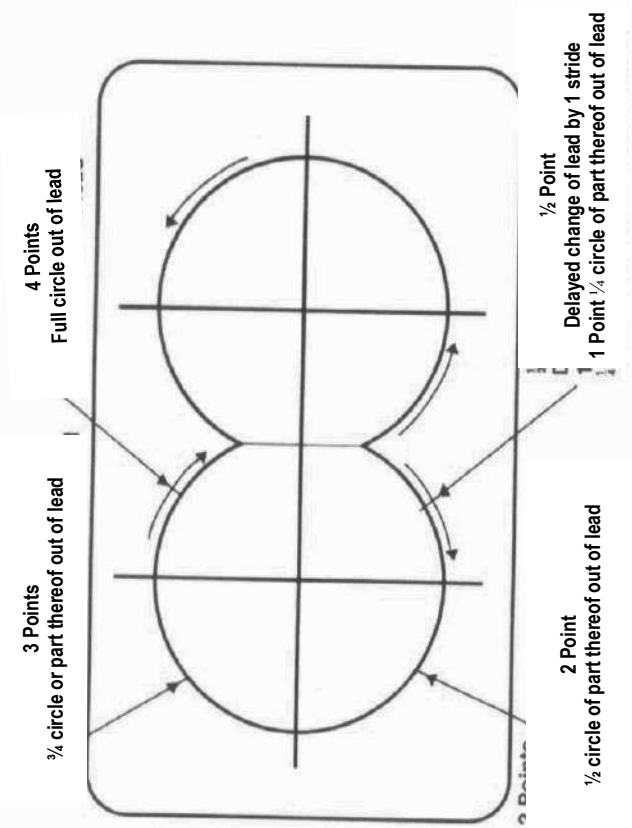


DIAGRAM 3. Out of Lead/Delayed Change



Add 1 Point
for each $\frac{1}{4}$
circumference
of a circle,
or part thereafter.

DIAGRAM 4. Out of Lead on Run-Around

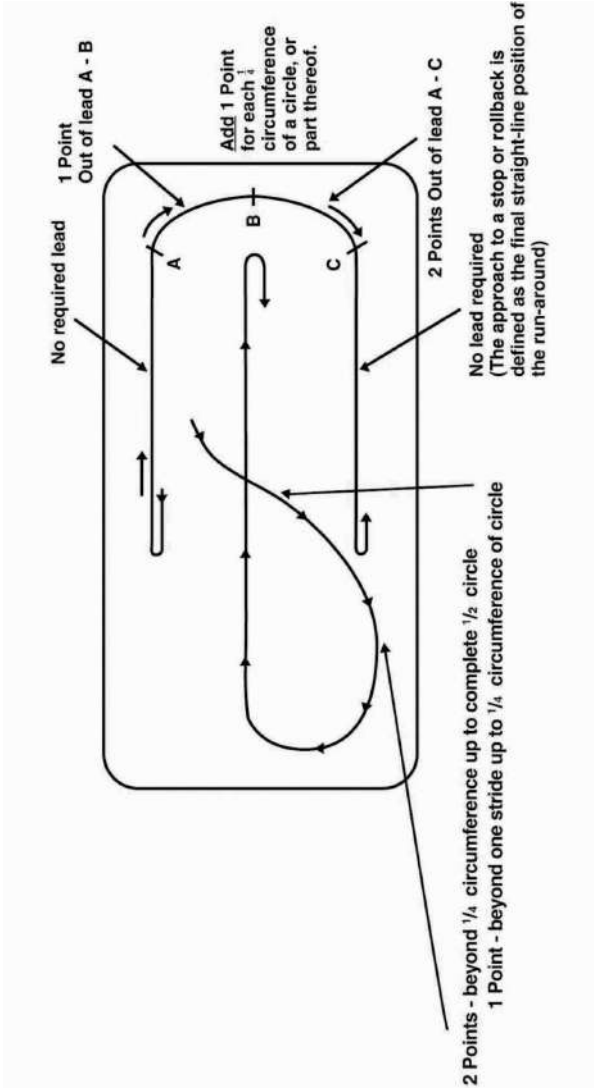
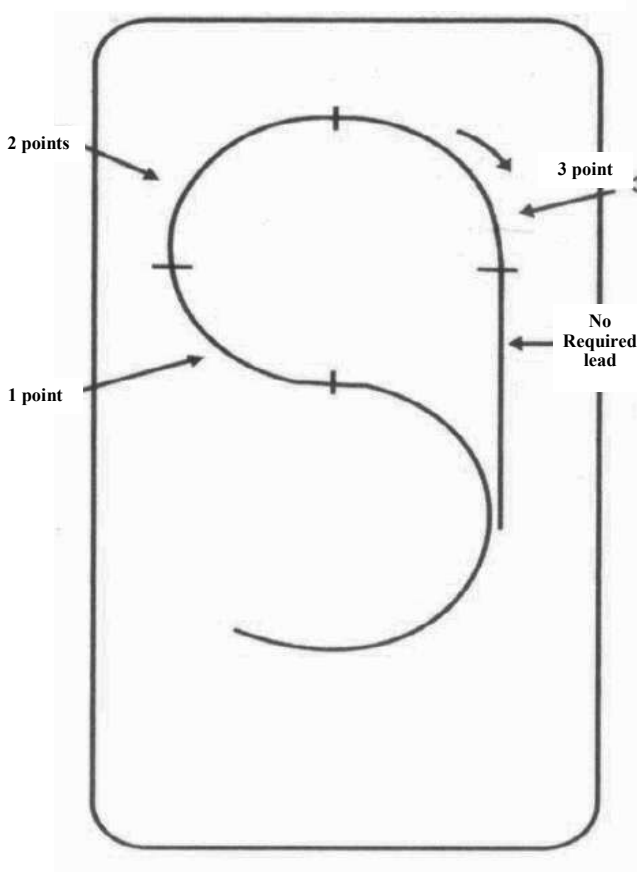


DIAGRAM 5. Out of Lead on Partial Circle Leading to Run-Down

Add 1 point
For each 1/4
circumference
of a circle, or
part thereof.



ROMAL REINS

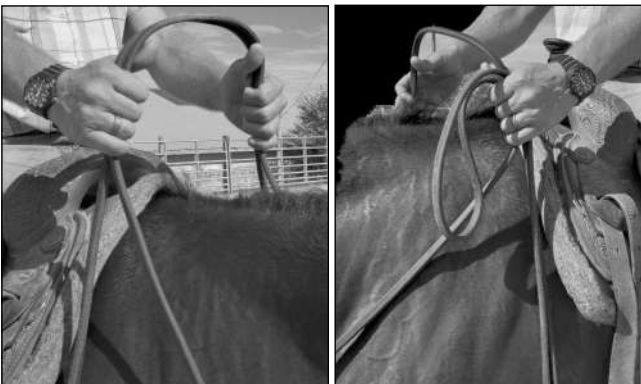


Romal reins can be held in either hand, with the hand around the reins in a fist position with the thumbs up. The non-rein hand must be on the romal. (The keeper, or hobble, that attaches the romal to the reins is considered to be part of the romal). The non-rein hand is not allowed, at any time to touch the reins or a -0- score will be applied. The rider is allowed to shorten the reins while the horse is in motion as long as their hands are held in a legal manner. No fingers are permitted between the reins.

HOW SNAFFLE BIT REINS CAN BE HELD

When showing in a snaffle bit in any class, the exhibitor has the option of bridging the rein(s) two different ways. The reins may either bridge in the traditional way (left) with the tail on each side of the neck; or the reins may be bridged with one rein and have the tail of the reins on one side of the horses neck (below).

Split reins must be used; no closed reins. Both hands must be on the reins except in cattle classes where the exhibitor may let go of the reins with one hand to grab the saddle horn to provide safety or to adjust equipment.



SECTION CC– 1. Saddle Log Program - Recreational Program

The purpose is to promote members and their ARHA registered horses, who ride, or work in-hand for recreational and leisure purposes, by providing a special recognition program for his/her purposes, by providing a special program to recognize his/her achievements.

A) Eligibility

- 1) Participants must be current ARHA members of for the entire time in which hours are recorded toward a recognition level.
- 2) Lapses in membership will result in loss of all hours.
- 3) Memberships in ARHA run January 1 to December 31.
- 4) Horses used in this program must be permanently registered before accumulating any hours.
- 5) Participants do not have to own the horse he/she are using in this Program.

B) Enrollment in Saddle Log Program

- 1) An application must be submitted to ARHA prior to recording hours for each horse/rider combination and include the one-time enrollment fee. See Fee Schedule.
- 2) No substitutions of horse and/or rider are allowed.

C) Eligible Time Activities

- 1) Time may be recorded for any non-show or competitive related activity in which a members participate by riding or working in-hand.
- 2) This may include time spent while riding, or working in a group But not limited to, participating in a parade, a drill team, trail ride or lesson.

D) Recording Eligible Time

- 1) A separate Official Time Log must be maintained for each horse enrolled in the program.
- 2) All time figured is on a one horse/one rider basis and is on the honor system.
- 3) The registered name and number of the horse and the name and Membership number of the rider must be listed on the Official Time Log (can be found on website).
- 4) Actual time spent riding shall be kept in full and one-quarter increments (i.e. 2.25 hours).

E) Reporting Eligible Time To ARHA

- 1) Participants are responsible for sending in official time log sheets to ARHA in order to earn recognition or awards at the end of the year
- 2) Time Logs shall be numbered and kept in numerical order.
- 3) Each Participant should keep a copy of the Official Time Logs as sent to ARHA at the end of the year—December 31st.
- 4) Hours logged with other breed association are not automatically recognized. Participants are responsible for submitting proper Paperwork on required forms.
- 5) Forms must be in the ARHA Office by December 31st of the year the hours are earned.

F) Participant Inactivity

Inactive records will be kept for a maximum of two (2) years from the date of enrollment. After such time, the records will be deactivated and enrollment fees and hours earned will be forfeited.

G) Recognition Levels are:

100; 500; 1,000; 1,500; 2,000; 3,000; 4,000; 5,000; and 7,500 hours.

H) Awards are posted on the ARHA Official web site.

Mandatory Payback Scale for ARHA
Classes and Events

Places	1-entry	2-5	6-9	1-13	14-18	19-24	25-28	29-32	33-36	37-40	41-45
1st	100%	60%	45%	40%	34%	32%	29%	27%	26%	25%	25%
2nd		40%	35%	30%	27%	22%	22%	22%	19%	19%	19%
3rd			20%	20%	20%	19%	17%	14%	13%	12%	12%
4th				10%	10%	10%	10%	10%	10%	10%	10%
5th					9%	9%	9%	9%	9%	9%	9%
6th						8%	8%	8%	8%	7%	7%
7th							5%	6%	6%	6%	6%
8th								4%	5%	5%	5%
9th									4%	4%	4%
10th										3%	3%
	100%	100%	100%	100%	100%	100%	100%	100%	100%	100%	100%

ARHA RULEBOOK CHANGE PROPOSAL FORM

Must be postmarked June 1st previous year of the next rule book.

Next rule book update will be 2022.

RECOMMENDATION FOR RULE CHANGE

Originator's Name	Date
City	State

Existing Rule: _____

Rule book page # _____ Paragraph: _____

Any related rule(s) affected by this proposal? If so, what? :

Originator's recommendation for change (rule should be written as it should appear in the Rule Book:

Originator's justification for change and impact if not passed (proposal will be considered if not completed):

OFFICE USE ONLY

Committee Review: _____ Date Sent: _____

Identify other rules affected ,if any. Place in proper and legal wording and suggest proper placement in rule book:

Financial Impact (If any): _____

Impact of rule change: _____

*Rule Proposal Form can also be downloaded from website:
www.AmericanRanchHorse.net*

NOTES