

Statewide Trends and Community Statistics

2022

Wyoming Youth and Alcohol



**Wyoming Association of Sheriffs
and Chiefs of Police**

Wyoming Association of Sheriffs and Chiefs of Police

Wyoming Youth and Alcohol - 2022: Enforcing Underage Drinking Laws Grant Program

Big Horn County, Carbon County, Casper, Cheyenne, Douglas, Evanston, Gillette, Hanna, Hot Springs County, Jackson, Lander, Laramie, Lincoln County, Moorcroft, Powell, Rawlins, Rock Springs, Sheridan, Teton County, Torrington, Uinta County, and the University of Wyoming

March 2023

This project was accomplished with grant funding provided by the Wyoming Department of Health – Mental Health and Substance Abuse Services Division (Strategic Prevention Framework Partnerships for Success program grant).

The Wyoming Association of Sheriffs and Chiefs of Police managed the program grant and collected the data contained in this report. Johnson and Associates developed the master database, assembled, and analyzed the data. The report was authored by Ernest L. Johnson, Director of Services.

TABLE OF CONTENTS

PREFACE/INTRODUCTION..... 2 - 3

COLLECTIVE COMMUNITY DATA – SUMMARY..... 4

COLLECTIVE COMMUNITY DATA - GRAPHS/CHARTS..... 5 - 14

STATEWIDE TRENDS ANALYSIS – GRAPHS 15 - 23

INDIVIDUAL COMMUNITY DATA 24 -66

PARTICIPATING COMMUNITIES/COUNTIES

- Big Horn County
- Carbon County
- Casper
- Cheyenne
- Douglas
- Evanston
- Gillette
- Hanna
- Hot Springs County
- Jackson
- Lander
- Laramie
- Lincoln County
- Moorcroft
- Powell
- Rawlins
- Rock Springs
- Sheridan
- Teton County
- Torrington
- Uinta County
- University of Wyoming

ACKNOWLEDGEMENTS..... 67

PROJECT MANAGER VITA68 - 69

PREFACE

This is the third year in a row that a Preface has been included in this report. It was necessary to do so because of the extraordinary changes to everyday life brought about by the COVID-19 pandemic in 2020 and the subsequent Delta and Omicron variants in 2021 and 2022. These changes must be considered when comparing youth and alcohol arrest statistics with previous years.

This virus has altered how we live our lives, and it will continue to do so in the future. The “new normal” requires the creation of a new baseline for comparing and analyzing arrest data in Wyoming. Except for 2022, Wyoming has experienced a steady decline of underage and juvenile offenses involving alcohol since 2015. Please refer to the Eight-Year Trends Analysis on page 15 for more detailed information.

INTRODUCTION

Underage and binge drinking have become serious public health and safety concerns in every community in Wyoming – as they have throughout the rest of the country. Youth are beginning to drink at an earlier age, and they are drinking greater quantities than ever before. The increasing risk to Wyoming youth and communities prompted the Wyoming Association of Sheriffs and Chiefs of Police to begin collecting youth and alcohol-related data to develop more effective long-term strategies for law enforcement agencies and underage drinking prevention coalitions in Wyoming.

This data collection effort has been funded primarily with the use of federal grant funds provided by the Wyoming Department of Health. The grant funds received from the Wyoming Department of Health originally came from the United States Department of Justice - Office of Juvenile Justice and Delinquency Prevention as part of an existing national grant program entitled Enforcing Underage Drinking Laws. These federal grant funds were provided to the state of Wyoming since 1998 and were administered by the Wyoming Department of

Health – Mental Health and Substance Abuse Services Division. The OJJDP EUDL funding came to an end during 2013. The Wyoming Department of Health now provides grant funding to continue EUDL activities through a Substance Abuse and Mental Health Services Administration (SAMHSA) program entitled Strategic Prevention Framework Partnerships for Success.

Unlike other national prevention grant programs, these funds are specifically intended to be used for law enforcement initiatives which focus on effective enforcement of underage drinking laws. Due to the law enforcement focus of these federal grant funds, the Division began contracting with the Wyoming Association of Sheriffs and Chiefs of Police in 2006 to administer the grant process and to direct the efforts of the law enforcement agencies that apply for grant funding.

In 2007, the Association began to take a more strategic approach in the administration of these federal grant funds by implementing a statewide initiative that would involve multiple law enforcement agencies in a more directed manner. The Wyoming Communities in Action initiative was designed to recruit and involve

Wyoming Youth and Alcohol Data - 2022

more law enforcement agencies in efforts to reduce underage drinking in their communities. The initiative was also intended to be how more effective strategies could be devised, implemented, and evaluated – strategies which could then be shared, replicated, and used by other agencies in the state.

An integral phase of this initiative involved devising a data collection process that would provide more complete, detailed information relative to incidents in which law enforcement encounters youth who are in possession of, or who have been drinking alcohol.

The process of identifying and selecting the data fields which would be useful for strategy development and evaluation purposes was a critical first step. Demographic information, location of law enforcement contact, time of day, arrests versus citations, blood alcohol concentration levels and determining the source of the alcohol were all selected and included in the data collection process employed by all participating agencies.

The data is collected daily, then tabulated and uploaded monthly to an online project management site. This information is then added to a master database and monthly reports are created for every grant agency – as well as included in an aggregated year-end report for all communities.

This report is comprised of data collected by twenty-two law enforcement agencies in Wyoming that participated in the grant-funded program during calendar year 2022. Six counties, fifteen municipalities and the

University of Wyoming now have a baseline of data relative to youth involvement with alcohol which can be used to assess and compare enforcement efforts and underage drinking prevention initiatives.

The data in this report represents ALL contacts by law enforcement with youth involving alcohol – not just contacts with youth during grant funded enforcement activities.

- This report is divided into three sections. The first section entitled COLLECTIVE COMMUNITY DATA provides aggregated alcohol-related statistics involving youth which was submitted by the twenty-two agencies that participated in 2022.
- The second section entitled INDIVIDUAL COMMUNITY DATA provides statistics for the following twenty-three agencies that participated in 2022: Big Horn County, Carbon County, Casper, Cheyenne, Douglas, Evanston, Gillette, Hanna, Hot Springs County, Jackson, Lander, Laramie, Lincoln County, Moorcroft, Powell, Rawlins, Rock Springs, Sheridan, Teton County, Torrington, Uinta County, and the University of Wyoming.
- The third section entitled TRENDS ANALYSIS: 2015 – 2022 provides an eight-year analysis of the fourteen agencies that submitted data for each of those eight years.

COLLECTIVE COMMUNITY DATA

Although this report presents data from only twenty-two law enforcement agencies in the state, these communities comprise more than half of the state's population. The community statistics, when aggregated, provides detailed information relative to Wyoming incidents in which law enforcement officers encountered youth who were in possession of, or who had been drinking alcohol.

The data in this report was collected during a twelve-month period (January 1, 2022 through December 31, 2022).

The statistics contained in this report provide a better understanding of alcohol use by youth in Wyoming than has been available before. Specific data regarding age, gender, time of day, charges, whether arrested or cited and released, location of offense and where the minor obtained alcohol is in this section of the report - information useful for prevention efforts, manpower deployment and strategy development.

An assortment of charts and graphs of aggregated data collected in the twenty-one communities are included in this report. Highlighted below are some significant, useful statistics:

- 857 underage youth were arrested or cited for involvement with alcohol.
- 50 adults over the age of 21 (male and female) were arrested during alcohol-involved incidents where underage drinkers were arrested.
- 24 juveniles were arrested and taken into custody – 250 were cited and released.
- Males ages 18-20 accounted for the most arrests/citations – 403 (47%).
- Females ages 18-20 were second in arrests and citations - 180 (21%).
- Males ages 15-17 were third in arrests/citations – 155 (18%).
- Females ages 15-17 were fourth in arrests/citations – 88 (10%).
- 18 males ages 14 and under were cited or arrested.
- 13 females ages 14 and under were cited or arrested.
- Average BAC: PBT – 0.103
- Law enforcement arrests involving youth and alcohol occurred more often between 10PM and 2AM - 483 (56%).
- 222 of the 866 total arrests occurred between 10PM and midnight, 261 occurred between midnight and 2AM, and 117 occurred between 2AM and 4AM.
- Minor in Possession was the most frequent charge – 662 of the total 857 underage arrests.
- There were numerous incidences of accompanying charges for interference, possession of controlled substance, assault, resisting arrest, disturbance.
- 70 underage youth were arrested for DUI (14 were juveniles - 17 and under).
- Private Residences were most often involved – 260 (30% of the time).
- Minors reported they obtained alcohol from Party (81%) or Home/Bar (9%-8%)

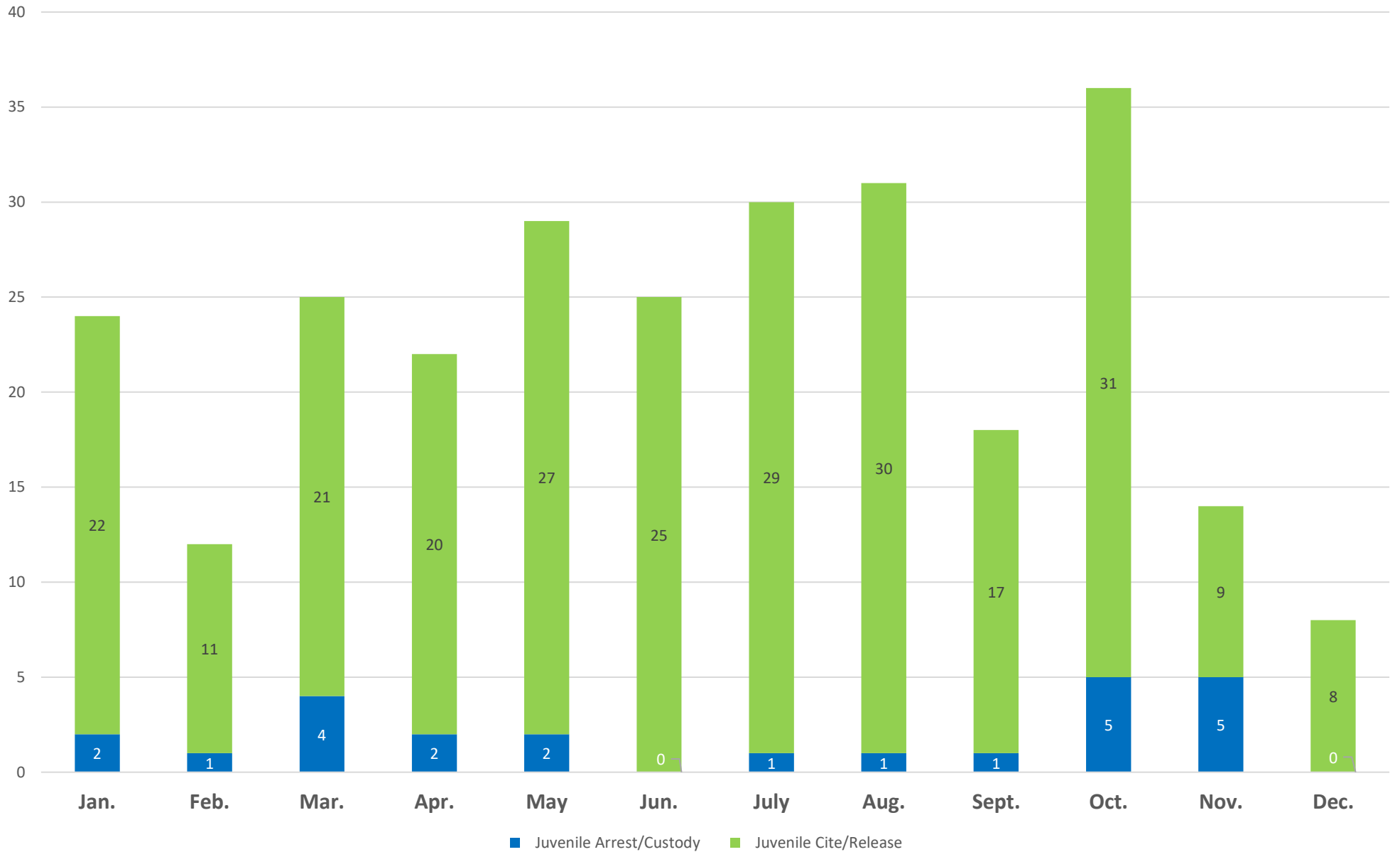
January - December 2022

| | Jan. | Feb. | Mar. | Apr. | May | Jun. | July | Aug. | Sept. | Oct. | Nov. | Dec. | Totals & Ave. |
|-------------------------------|------|------|------|------|-----|------|------|------|-------|------|------|------|---------------|
| Total Arrests | 47 | 46 | 59 | 73 | 83 | 62 | 84 | 72 | 111 | 136 | 59 | 75 | 907 |
| Over 21 | 1 | 1 | 5 | 7 | 13 | 0 | 3 | 0 | 0 | 0 | 8 | 12 | 50 |
| 18-20 | 22 | 33 | 29 | 44 | 41 | 37 | 51 | 41 | 93 | 100 | 37 | 55 | 583 |
| 15-17 | 23 | 11 | 25 | 20 | 28 | 19 | 22 | 30 | 15 | 32 | 13 | 5 | 243 |
| 14 and Under | 1 | 1 | 0 | 2 | 1 | 6 | 8 | 1 | 3 | 4 | 1 | 3 | 31 |
| Age Unknown | 0 | 0 | 0 | 0 | 0 | 0 | 0 | 0 | 0 | 0 | 0 | 0 | 0 |
| Total Cite/Release | 35 | 39 | 53 | 61 | 75 | 53 | 76 | 62 | 95 | 103 | 46 | 60 | 758 |
| Juvenile Cite/Release | 22 | 11 | 21 | 20 | 27 | 25 | 29 | 30 | 17 | 31 | 9 | 8 | 250 |
| Total Arrest/Custody | 12 | 7 | 6 | 12 | 8 | 9 | 8 | 10 | 16 | 33 | 13 | 15 | 149 |
| Juvenile Arrest/Custody | 2 | 1 | 4 | 2 | 2 | 0 | 1 | 1 | 1 | 5 | 5 | 0 | 24 |
| Day of Week | | | | | | | | | | | | | |
| Monday | 2 | 1 | 4 | 3 | 16 | 1 | 18 | 5 | 9 | 3 | 2 | 7 | 71 |
| Tuesday | 9 | 2 | 4 | 4 | 10 | 10 | 3 | 8 | 6 | 5 | 16 | 9 | 86 |
| Wednesday | 3 | 12 | 6 | 3 | 2 | 5 | 7 | 13 | 9 | 7 | 5 | 1 | 73 |
| Thursday | 5 | 14 | 4 | 3 | 8 | 11 | 3 | 14 | 10 | 6 | 10 | 15 | 103 |
| Friday | 7 | 3 | 7 | 3 | 12 | 9 | 13 | 11 | 22 | 21 | 10 | 5 | 123 |
| Saturday | 15 | 5 | 24 | 34 | 16 | 19 | 19 | 7 | 52 | 78 | 13 | 25 | 307 |
| Sunday | 6 | 9 | 10 | 23 | 19 | 7 | 21 | 14 | 3 | 16 | 3 | 13 | 144 |
| Time | | | | | | | | | | | | | |
| 10am-4pm | 14 | 4 | 5 | 7 | 8 | 3 | 4 | 1 | 13 | 10 | 5 | 13 | 87 |
| 4pm-10pm | 11 | 7 | 17 | 5 | 13 | 10 | 15 | 9 | 19 | 17 | 14 | 13 | 150 |
| 10pm-12am | 3 | 15 | 14 | 15 | 17 | 10 | 10 | 19 | 17 | 58 | 14 | 30 | 222 |
| 12am-2am | 11 | 13 | 13 | 23 | 26 | 22 | 33 | 19 | 44 | 26 | 19 | 12 | 261 |
| 2am-4am | 3 | 2 | 6 | 10 | 13 | 10 | 7 | 20 | 15 | 22 | 4 | 5 | 117 |
| 4am-10am | 5 | 5 | 4 | 13 | 6 | 7 | 15 | 4 | 3 | 3 | 3 | 2 | 70 |
| Age and Gender | | | | | | | | | | | | | |
| Female 14 and under | 1 | 0 | 0 | 2 | 1 | 2 | 2 | 0 | 1 | 0 | 1 | 3 | 13 |
| Female 15-17 | 11 | 4 | 11 | 4 | 6 | 9 | 9 | 8 | 3 | 12 | 10 | 1 | 88 |
| Female 18-20 | 3 | 14 | 9 | 17 | 15 | 6 | 14 | 12 | 25 | 30 | 8 | 27 | 180 |
| Female over 21 | 1 | 1 | 2 | 5 | 10 | 0 | 1 | 0 | 0 | 0 | 6 | 8 | 34 |
| Female no age | 0 | 0 | 0 | 0 | 0 | 0 | 0 | 0 | 0 | 0 | 0 | 0 | 0 |
| Male 14 and under | 0 | 1 | 0 | 0 | 0 | 4 | 6 | 1 | 2 | 4 | 0 | 0 | 18 |
| Male 15-17 | 12 | 7 | 14 | 16 | 22 | 10 | 13 | 22 | 12 | 20 | 3 | 4 | 155 |
| Male 18-20 | 19 | 19 | 20 | 27 | 26 | 31 | 37 | 29 | 68 | 70 | 29 | 28 | 403 |
| Male over 21 | 0 | 0 | 3 | 2 | 3 | 0 | 2 | 0 | 0 | 0 | 2 | 4 | 16 |
| Male no age | 0 | 0 | 0 | 0 | 0 | 0 | 0 | 0 | 0 | 0 | 0 | 0 | 0 |
| MIP | 34 | 35 | 43 | 53 | 52 | 51 | 72 | 43 | 97 | 101 | 38 | 43 | 662 |
| 17 and Under | 19 | 7 | 20 | 16 | 18 | 22 | 28 | 19 | 15 | 26 | 10 | 7 | 207 |
| 18-20 | 15 | 28 | 23 | 37 | 34 | 29 | 44 | 24 | 82 | 75 | 28 | 36 | 455 |
| 14 and Under | 1 | 1 | 0 | 2 | 1 | 5 | 8 | 1 | 3 | 3 | 0 | 3 | 28 |
| 15-17 | 18 | 6 | 20 | 14 | 17 | 17 | 20 | 18 | 12 | 23 | 10 | 4 | 179 |
| DUI | 10 | 6 | 3 | 7 | 3 | 6 | 5 | 6 | 7 | 5 | 3 | 9 | 70 |
| 17 and Under | 2 | 1 | 1 | 1 | 1 | 0 | 2 | 3 | 1 | 0 | 2 | 0 | 14 |
| 18-20 | 8 | 5 | 2 | 6 | 2 | 6 | 3 | 3 | 6 | 5 | 1 | 9 | 56 |
| 21 and Over | 0 | 0 | 0 | 0 | 0 | 0 | 0 | 0 | 0 | 0 | 0 | 0 | 0 |
| Open Container | 4 | 1 | 1 | 2 | 1 | 0 | 1 | 1 | 3 | 3 | 1 | 6 | 24 |
| Youthful Offender | 11 | 1 | 5 | 4 | 12 | 9 | 3 | 32 | 2 | 13 | 3 | 3 | 98 |
| Public Intoxication | 1 | 6 | 5 | 7 | 3 | 5 | 2 | 2 | 1 | 6 | 3 | 0 | 41 |
| 17 and Under | 0 | 3 | 2 | 3 | 3 | 1 | 1 | 1 | 0 | 2 | 2 | 0 | 18 |
| 18-20 | 1 | 3 | 3 | 4 | 0 | 4 | 0 | 1 | 1 | 4 | 1 | 0 | 22 |
| 21 and Over | 0 | 0 | 0 | 0 | 0 | 0 | 1 | 0 | 0 | 0 | 0 | 0 | 1 |
| 14 and Under | 0 | 0 | 0 | 0 | 0 | 0 | 0 | 0 | 0 | 0 | 1 | 0 | 1 |
| 15-17 | 0 | 3 | 2 | 3 | 3 | 1 | 1 | 1 | 0 | 2 | 1 | 0 | 17 |
| Minor in Establishment | 0 | 0 | 0 | 1 | 3 | 0 | 0 | 0 | 2 | 13 | 5 | 6 | 30 |
| Furnish to Minor | 4 | 0 | 4 | 7 | 5 | 1 | 2 | 2 | 1 | 3 | 0 | 5 | 34 |
| Sell to Minor | 0 | 1 | 0 | 2 | 10 | 0 | 0 | 0 | 0 | 0 | 8 | 13 | 34 |
| False ID | 3 | 2 | 1 | 1 | 0 | 0 | 1 | 4 | 7 | 6 | 2 | 3 | 30 |

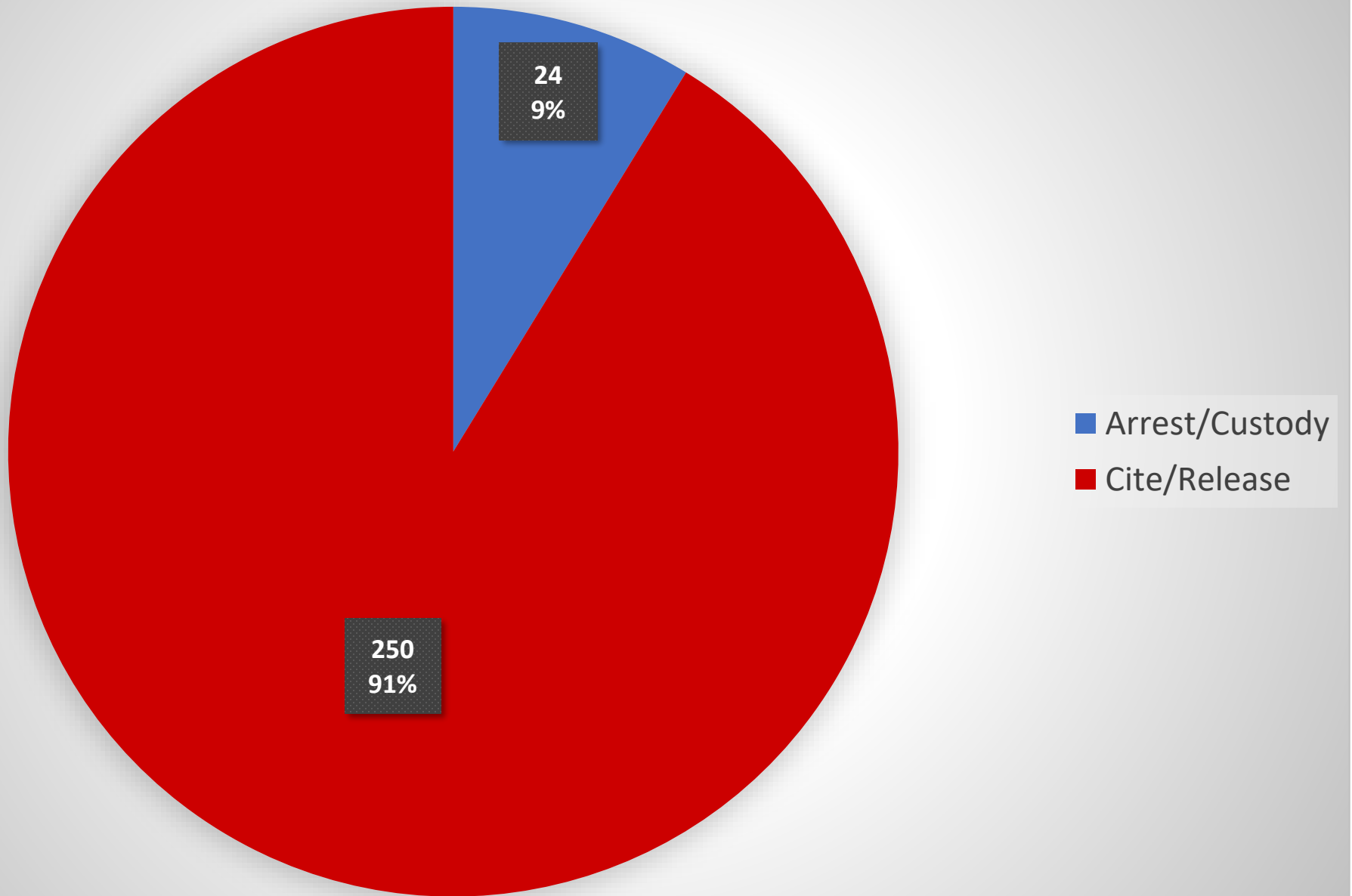
January - December 2022

| | Jan. | Feb. | Mar. | Apr. | May | Jun. | July | Aug. | Sept. | Oct. | Nov. | Dec. | Totals & Ave. |
|------------------------------------|-------|-------|-------|-------|-------|-------|-------|-------|-------|-------|-------|-------|------------------|
| BAC | | | | | | | | | | | | | |
| PBT | 0.041 | 0.033 | 0.032 | 0.044 | 0.040 | 0.051 | 0.075 | 0.030 | 0.057 | 0.055 | 0.053 | 0.042 | 0.046 |
| Intoximeter | 0.029 | 0 | 0 | 0 | 0.017 | 0.006 | 0 | 0.035 | 0.029 | 0.031 | 0 | 0.024 | 0.022 |
| Refused | 2 | 5 | 3 | 2 | 1 | 5 | 8 | 7 | 11 | 17 | 6 | 9 | 76 |
| Accident Related | 0 | 0 | 0 | 0 | 0 | 0 | 0 | 0 | 0 | 0 | 0 | 0 | 0 |
| Location of Offense | | | | | | | | | | | | | |
| Bar | 1 | 4 | 1 | 3 | 9 | 1 | 0 | 3 | 3 | 17 | 10 | 14 | 66 |
| Other | 2 | 3 | 7 | 18 | 8 | 6 | 12 | 23 | 14 | 24 | 7 | 2 | 126 |
| Park | 0 | 2 | 2 | 0 | 4 | 6 | 3 | 0 | 3 | 0 | 0 | 0 | 20 |
| Parking Lot | 0 | 1 | 13 | 0 | 4 | 10 | 6 | 6 | 2 | 1 | 2 | 0 | 45 |
| Residence | 8 | 16 | 12 | 20 | 28 | 22 | 30 | 5 | 39 | 44 | 16 | 20 | 260 |
| Restaurant | 2 | 2 | 4 | 4 | 9 | 0 | 0 | 0 | 0 | 0 | 4 | 6 | 31 |
| School | 14 | 1 | 2 | 8 | 2 | 1 | 4 | 0 | 2 | 8 | 3 | 8 | 53 |
| Street | 17 | 15 | 5 | 16 | 16 | 11 | 24 | 21 | 34 | 36 | 10 | 13 | 218 |
| Vehicle | 2 | 1 | 1 | 3 | 1 | 2 | 1 | 4 | 9 | 3 | 3 | 8 | 38 |
| Where Minor Obt. Alc. | | | | | | | | | | | | | |
| Bar | 1 | 1 | 1 | 3 | 2 | 1 | 1 | 0 | 4 | 1 | 0 | 5 | 20 |
| Home | 0 | 0 | 4 | 3 | 1 | 3 | 3 | 0 | 0 | 3 | 0 | 5 | 22 |
| Liquor Store | 0 | 0 | 0 | 1 | 3 | 0 | 0 | 0 | 0 | 0 | 1 | 0 | 5 |
| Party | 6 | 6 | 11 | 35 | 15 | 10 | 7 | 4 | 40 | 40 | 13 | 12 | 199 |
| Other Crimes Charged | | | | | | | | | | | | | |
| Felony | 0 | 0 | 0 | 0 | 0 | 0 | 1 | 0 | 0 | 0 | 1 | 0 | 2 |
| Misdemeanor | 8 | 4 | 3 | 7 | 3 | 15 | 17 | 4 | 12 | 6 | 8 | 6 | 93 |
| Assault | 1 | 0 | 0 | 0 | 1 | 1 | 0 | 0 | 1 | 1 | 1 | 0 | 6 |
| Resisting Arrest | 1 | 1 | 0 | 0 | 1 | 1 | 0 | 0 | 0 | 0 | 1 | 0 | 5 |
| Interference | 0 | 1 | 0 | 0 | 1 | 2 | 1 | 5 | 5 | 3 | 2 | 1 | 21 |
| Disturbance | 0 | 0 | 0 | 0 | 0 | 1 | 1 | 0 | 0 | 0 | 0 | 0 | 2 |
| Curfew | 0 | 0 | 0 | 0 | 0 | 0 | 0 | 0 | 0 | 0 | 1 | 0 | 1 |
| Possession of Controlled Substance | 1 | 1 | 3 | 2 | 4 | 0 | 5 | 0 | 5 | 5 | 3 | 3 | 32 |

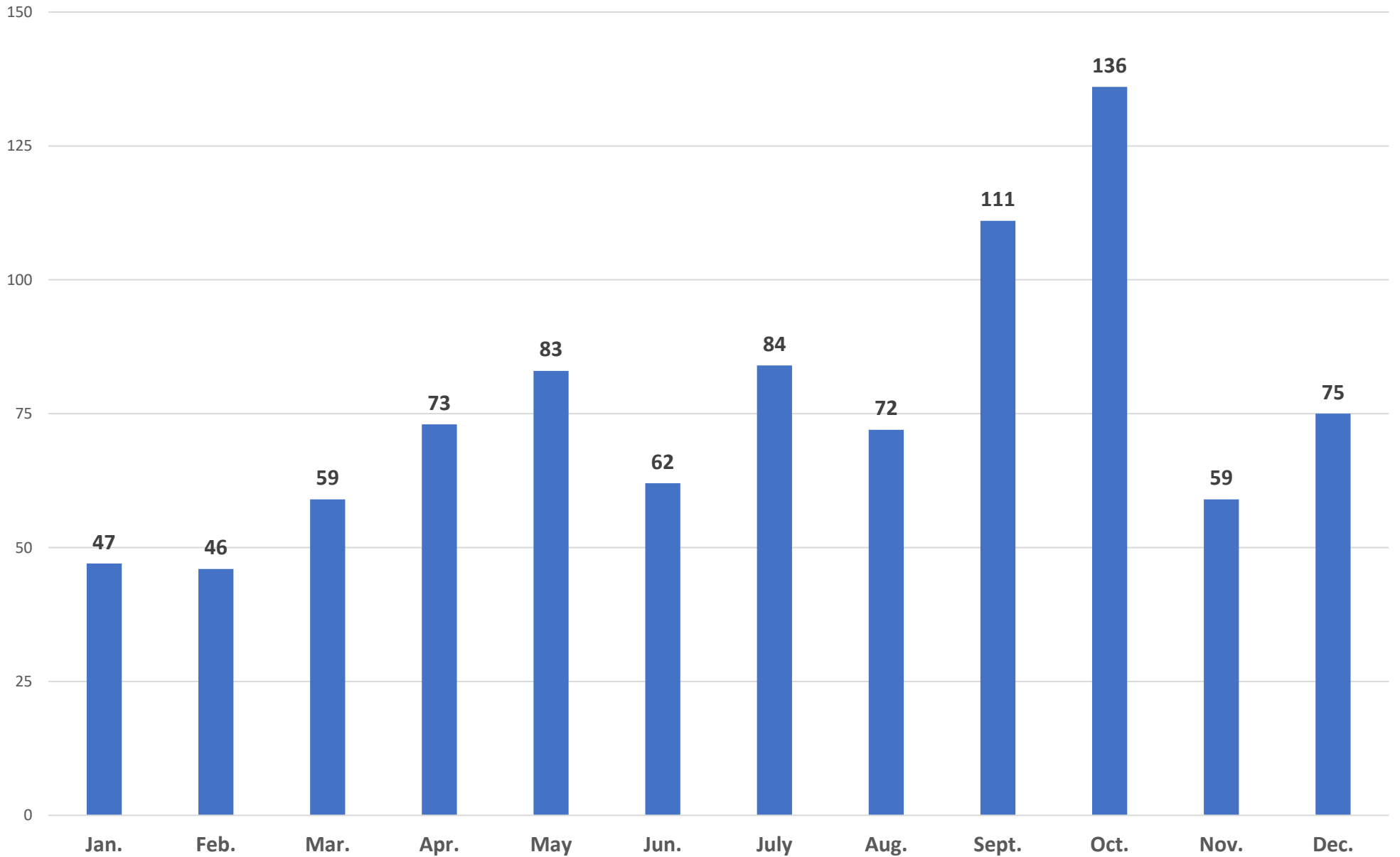
Juvenile Arrest/Custody vs. Cite/Release: 2022



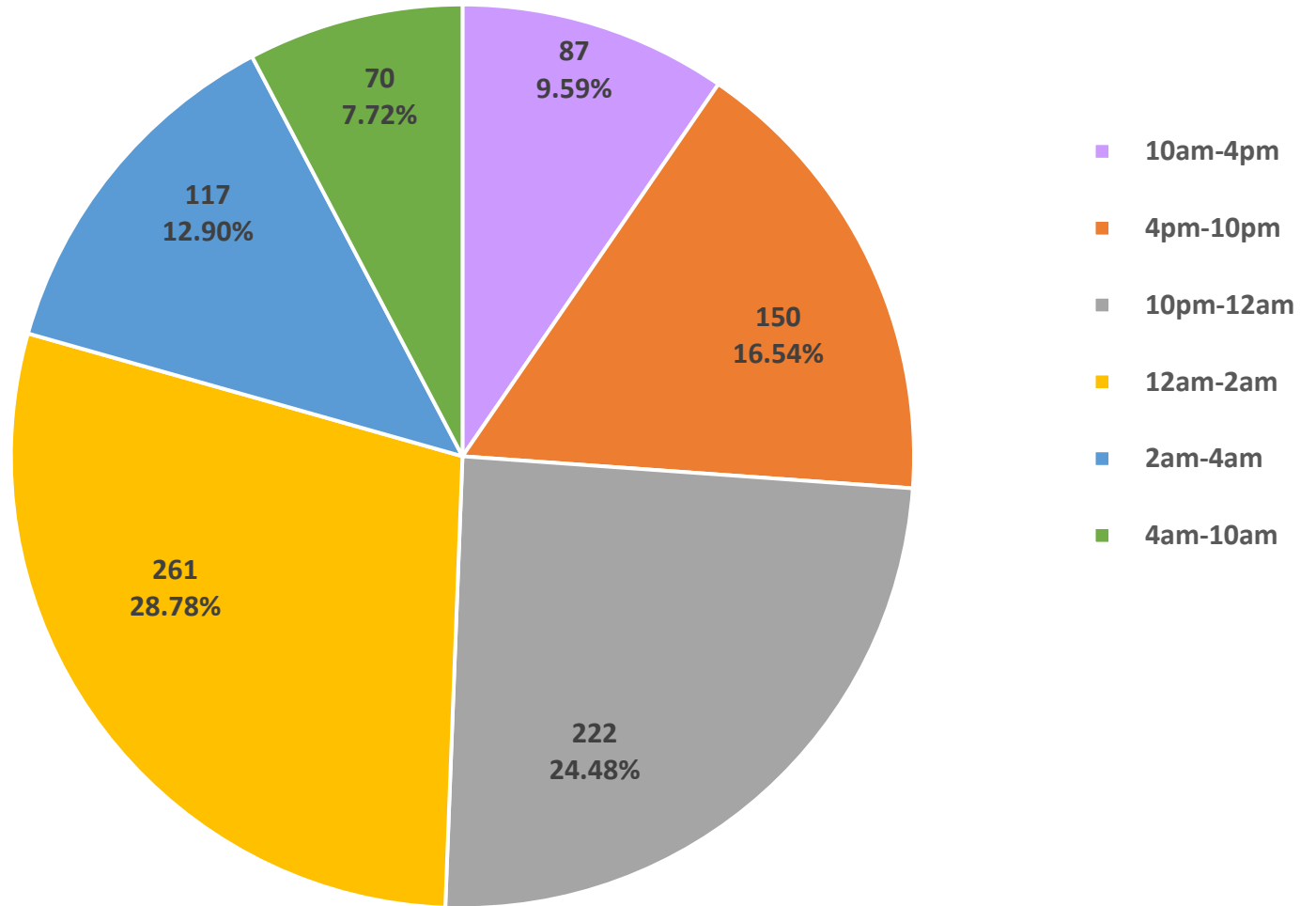
Juvenile Arrests vs. Cite/Release: 2022



Total Reports: January - December 2022

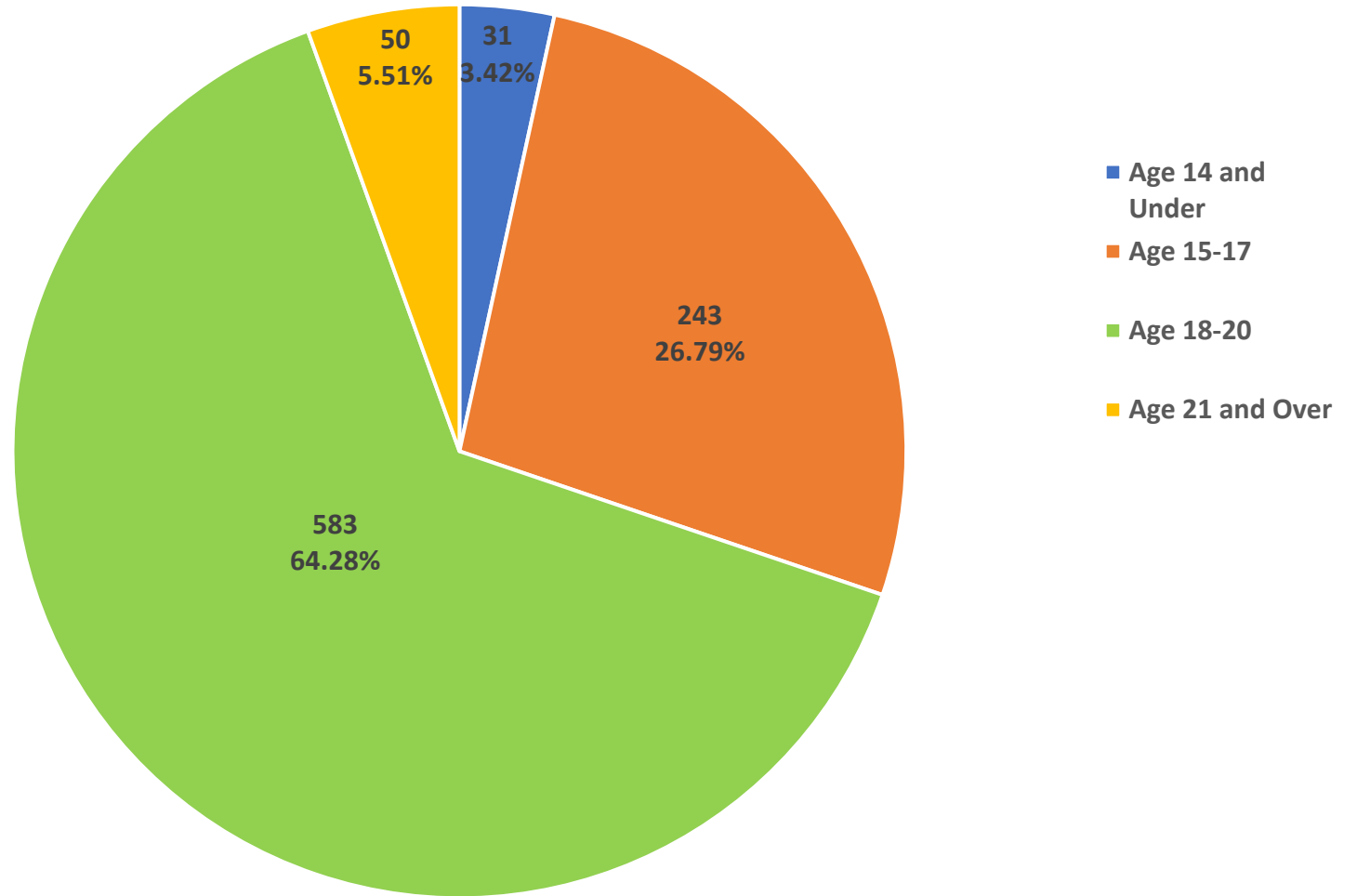


Time Distribution: January - December 2022



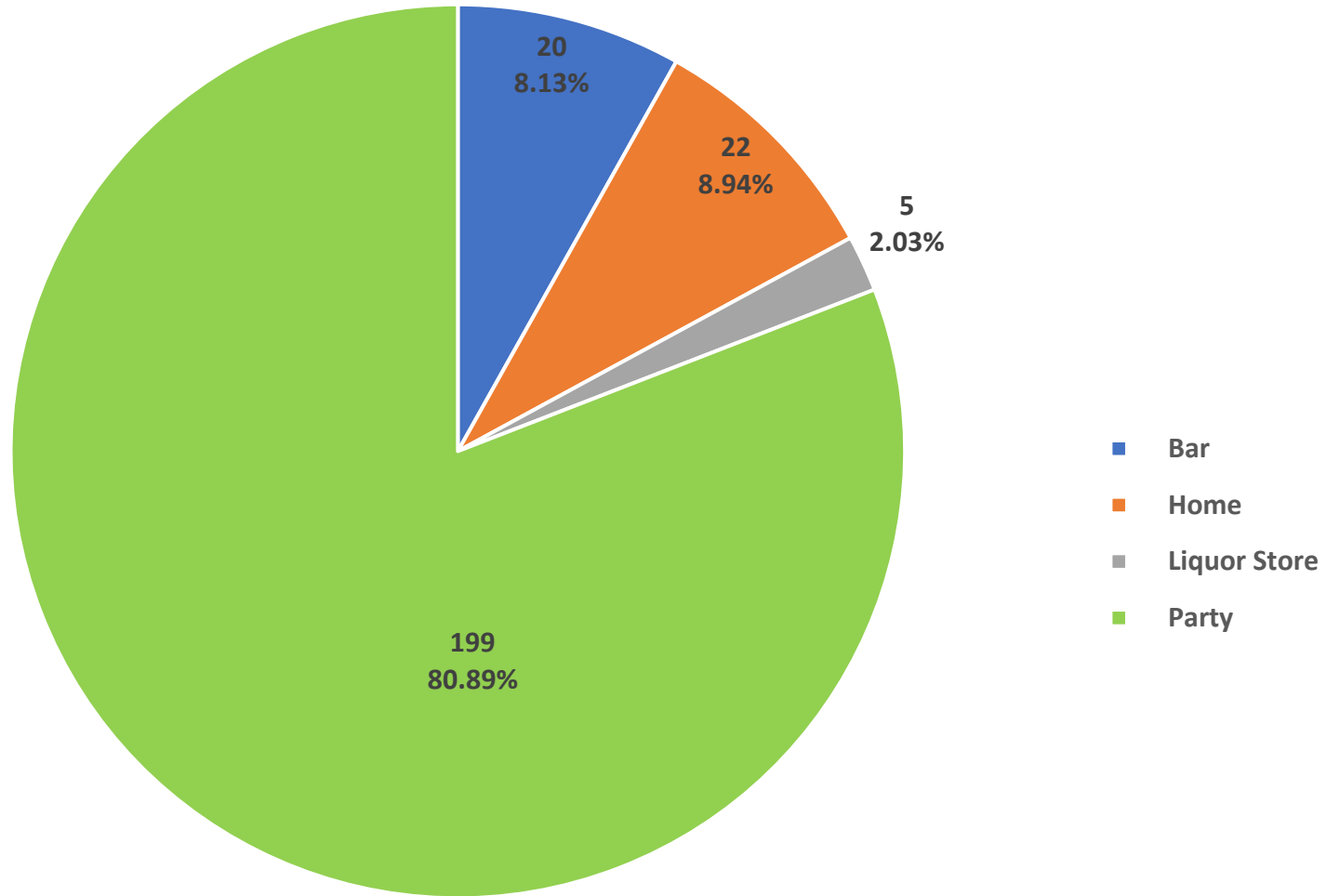
Given:
Number of Reports
Percent of total

Age Distribution: January - December 2022



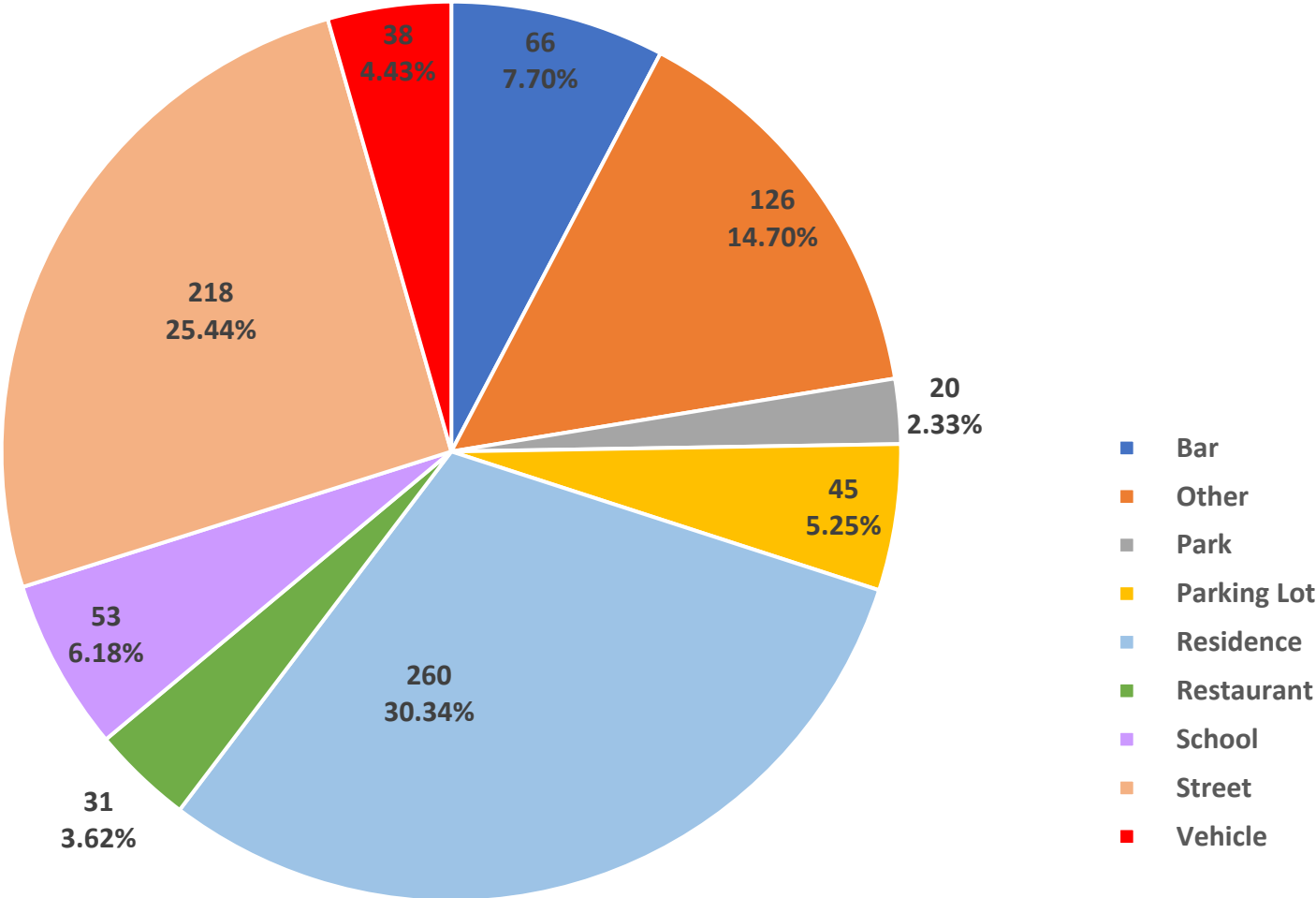
Given:
Number of Reports
Percent of total

Where Minors Obtained Alcohol: January - December 2022



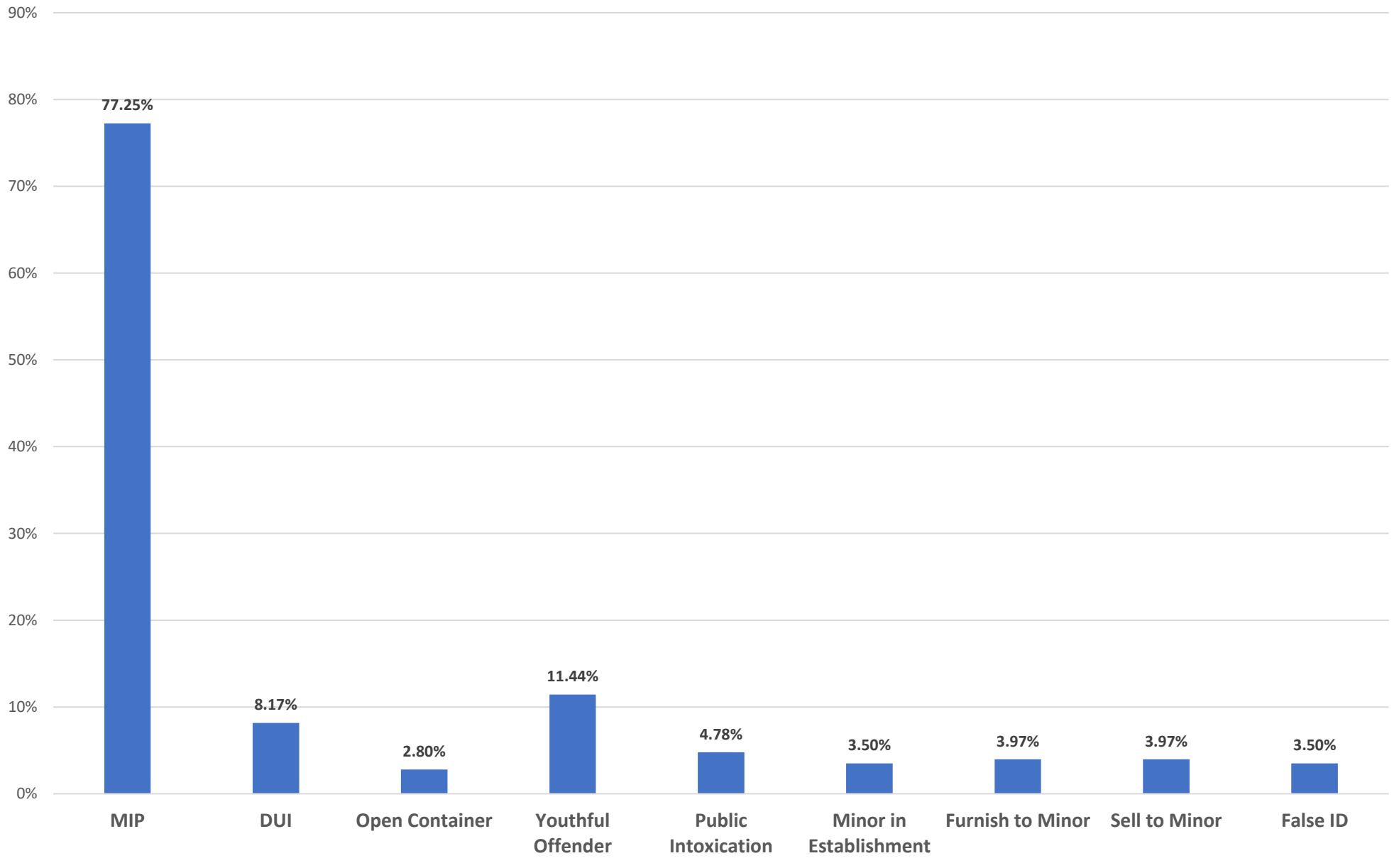
**Given:
Number of
Reports Percent
of total**

Location of Offense: January - December 2022



Given:
 Number of Reports
 Percent of total

Charges as a Percent of Total Reports: January - December 2022



EIGHT-YEAR TRENDS ANALYSIS

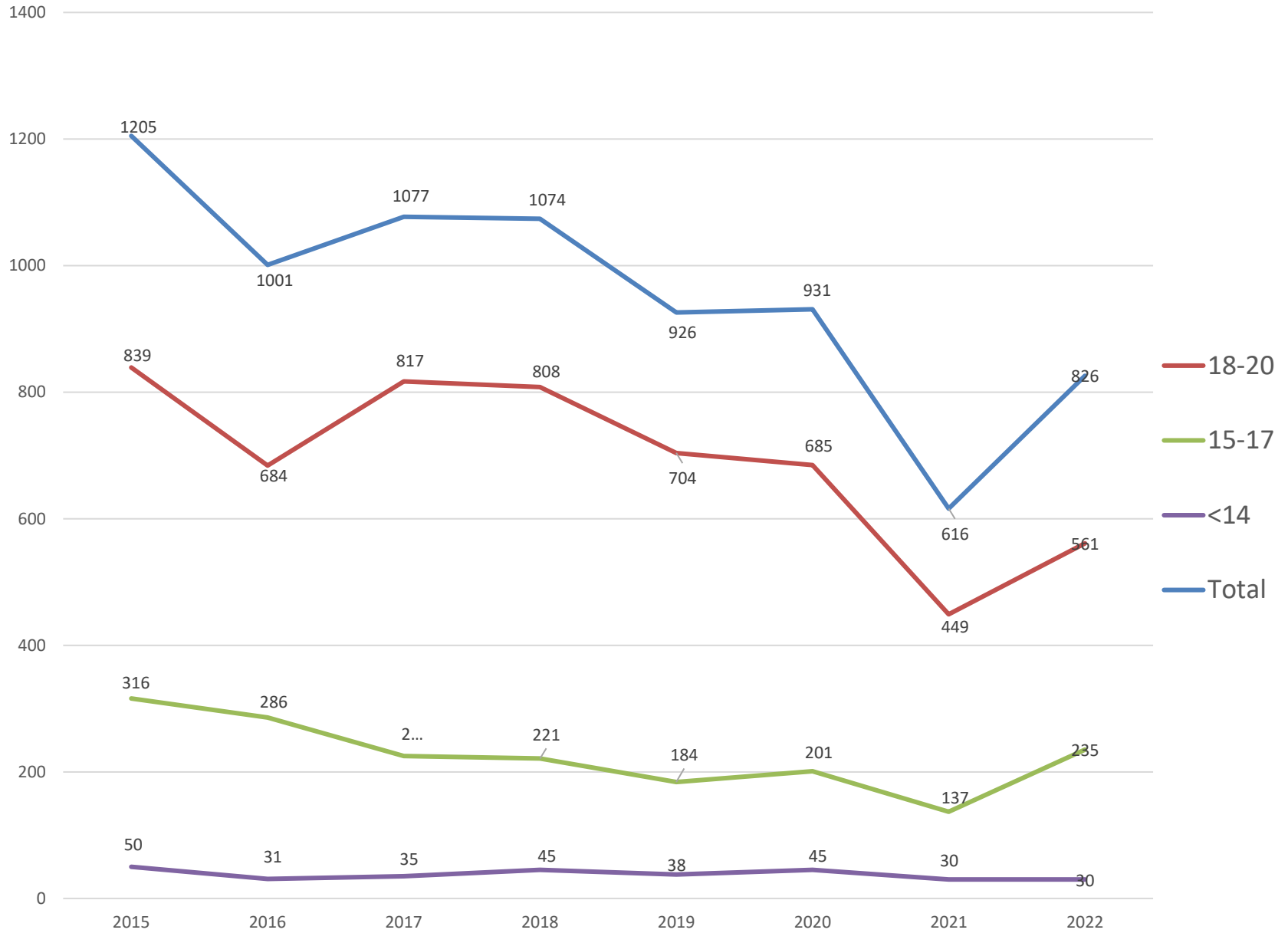
The statistics contained in this section represent data collected from fourteen law enforcement agencies that participated in this data-collection effort in each of the last eight years, 2015 – 2022. The fourteen agencies included in this analysis are: Casper, Cheyenne, Douglas, Gillette, Jackson, Lander, Laramie, Lincoln County, Powell, Rawlins, Rock Springs, Sheridan, Torrington, and the University of Wyoming.

Enough data has been collected by these thirteen community police departments and one county sheriff's office during the last eight years which can now be analyzed for identifying trends relative to youth's involvement with alcohol in Wyoming. The analysis of the data selected should prove useful for prevention efforts, manpower deployment and strategy development. Charts and Graphs that provide a visual perspective of current trends are included in this section of the report.

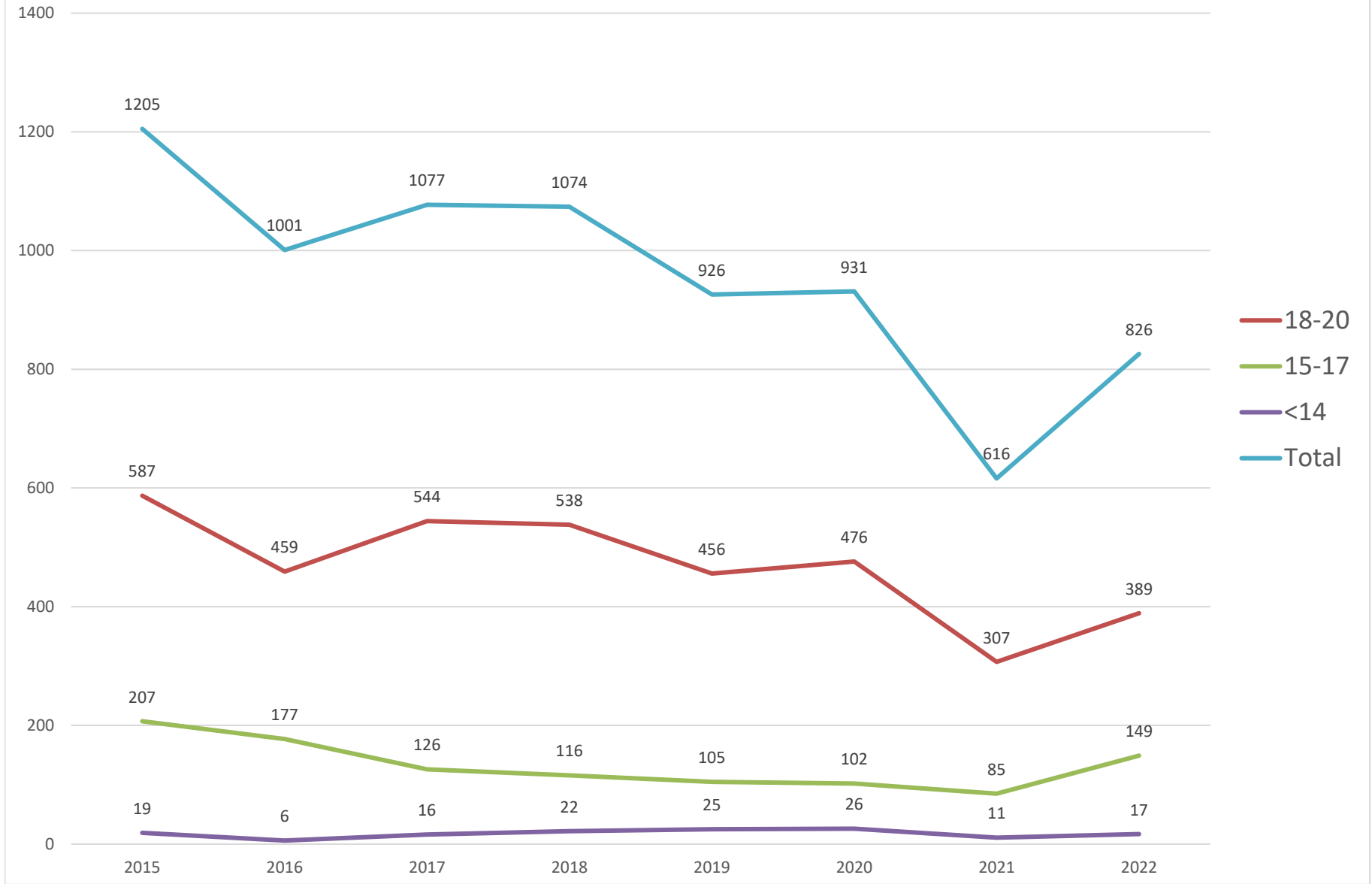
A REVIEW OF THE STATISTICS FOR THE LAST EIGHT YEARS REVEAL THE FOLLOWING TRENDS:

- Overall, underage offenses involving alcohol in Wyoming have decreased during the last eight years from 1,205 in 2015 to 826 in 2022.
- Overall, juvenile offenses involving alcohol in Wyoming have decreased during the last eight years from 366 in 2015 to 265 in 2022.
- Males and females between the ages of 18 to 20 continue to be the age group that accounts for the greatest number of underage arrests (an average of 470 male arrests and 224 female arrests each year).
- Males and females between the ages of 18 to 20 each showed a decrease in the number of arrests during the last eight years (Males – 587 in 2015 to 389 in 2022) (Females – 252 in 2015 to 172 in 2022).
- Arrests for Minor in Possession account for the largest number of reported arrests – an average of 821 for 2015 through 2022. There were 636 arrests for MIP in 2022.
- The number of arrests for Public Intoxication for underage youth average 25 per year.
- Juveniles who are taken into custody account for a relatively small number of arrests compared to the number of juveniles who are cited and released by law enforcement – 6.9%.
- 12am to 2am continues to be the time of day when the largest number of underage youths are arrested for alcohol involvement – with a significant number being arrested from 10pm to 12am.
- Youth obtain alcohol from a party or home more often than any other source (average: 74.6% - party, 14.7% - home).

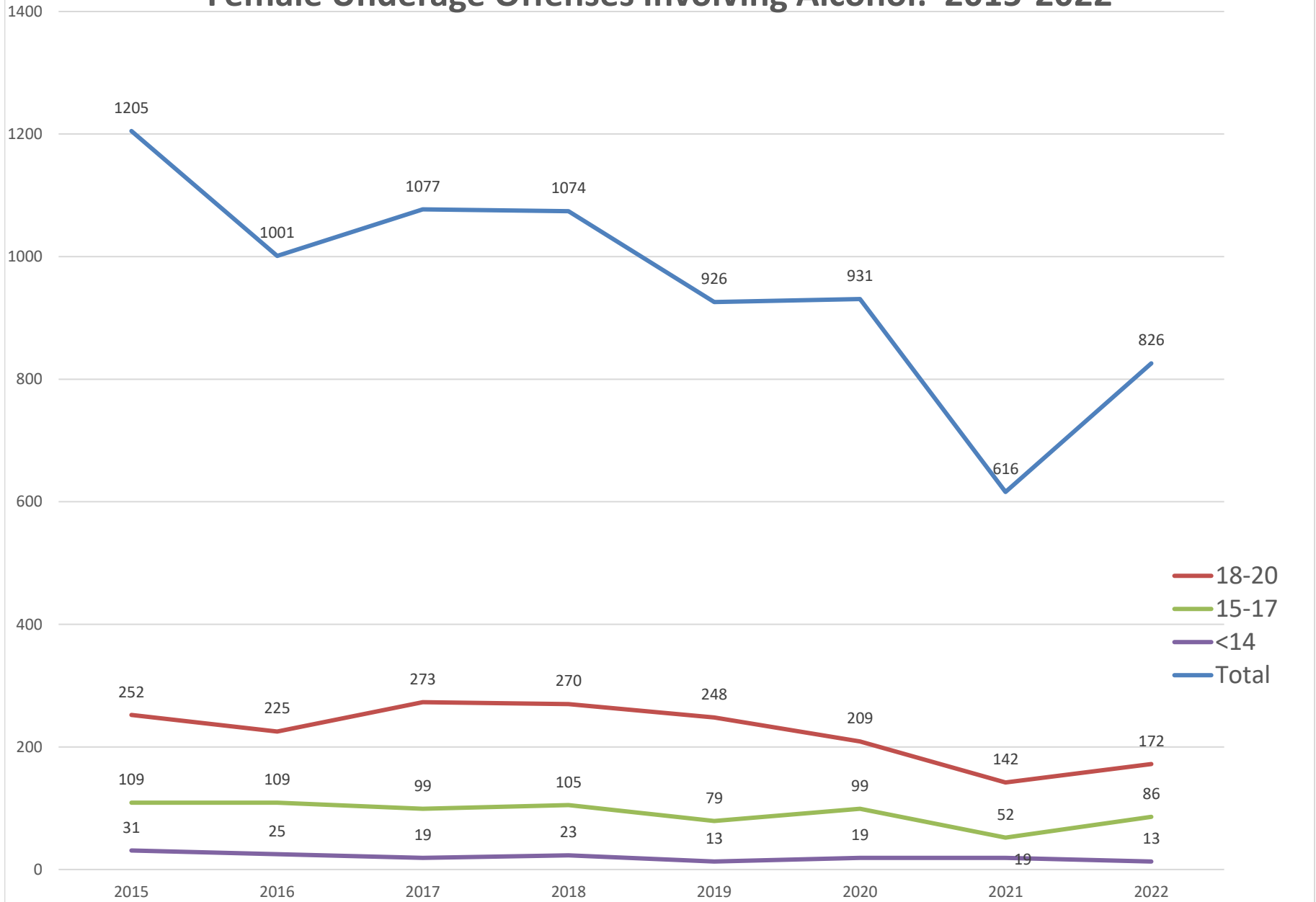
Underage Offenses Involving Alcohol: 2015-2022



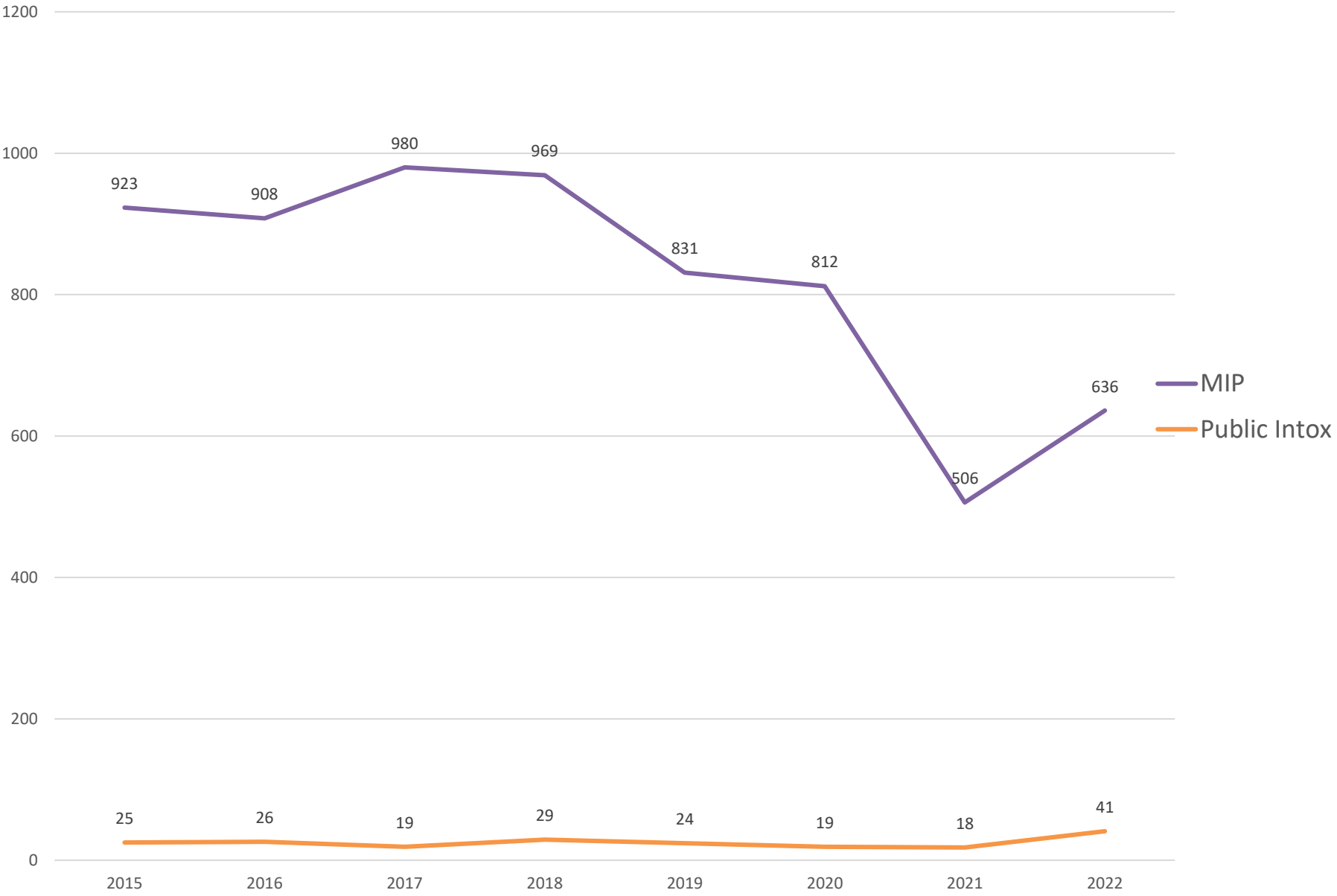
Male Underage Offenses Involving Alcohol: 2015-2022



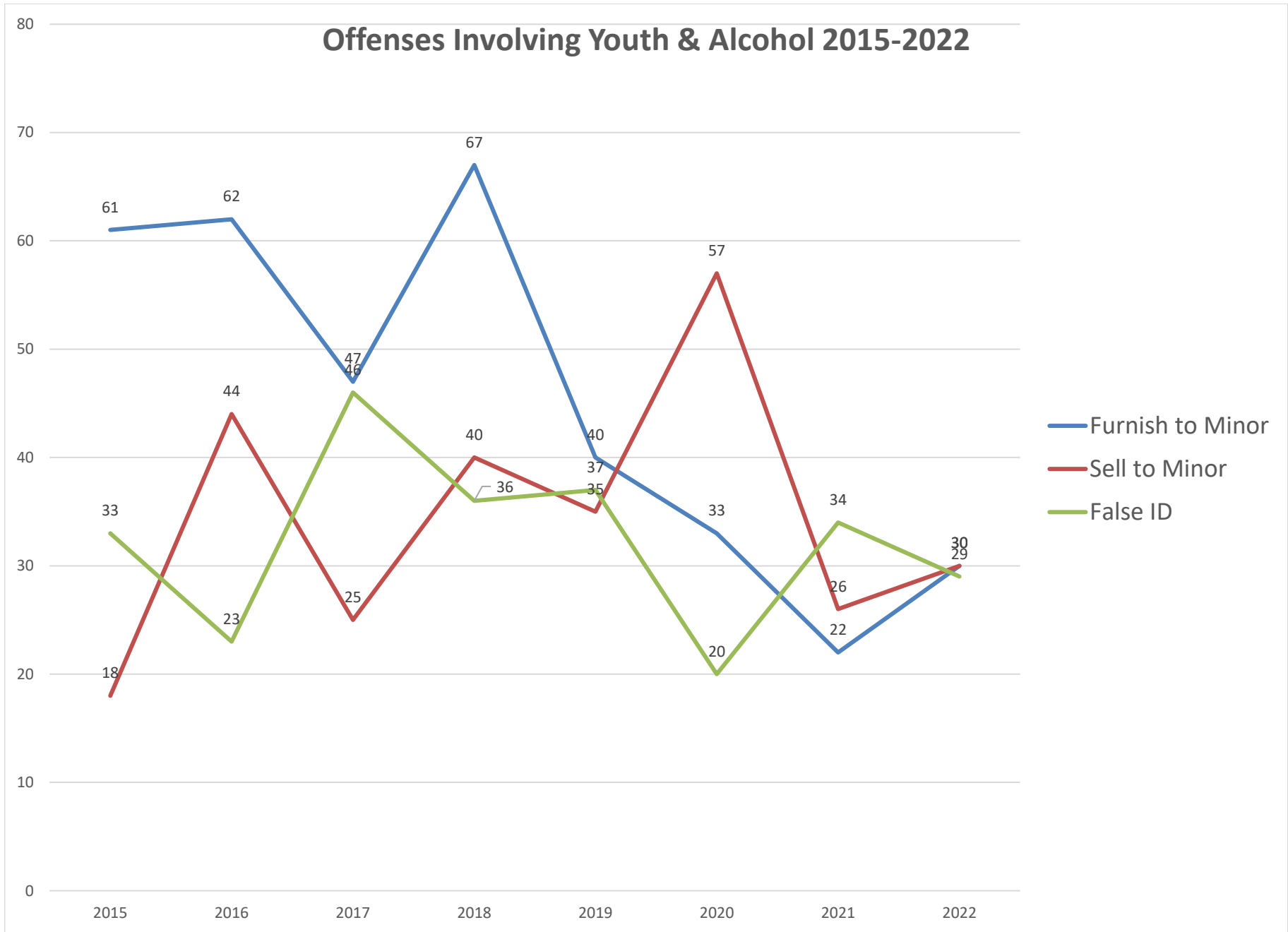
Female Underage Offenses Involving Alcohol: 2015-2022



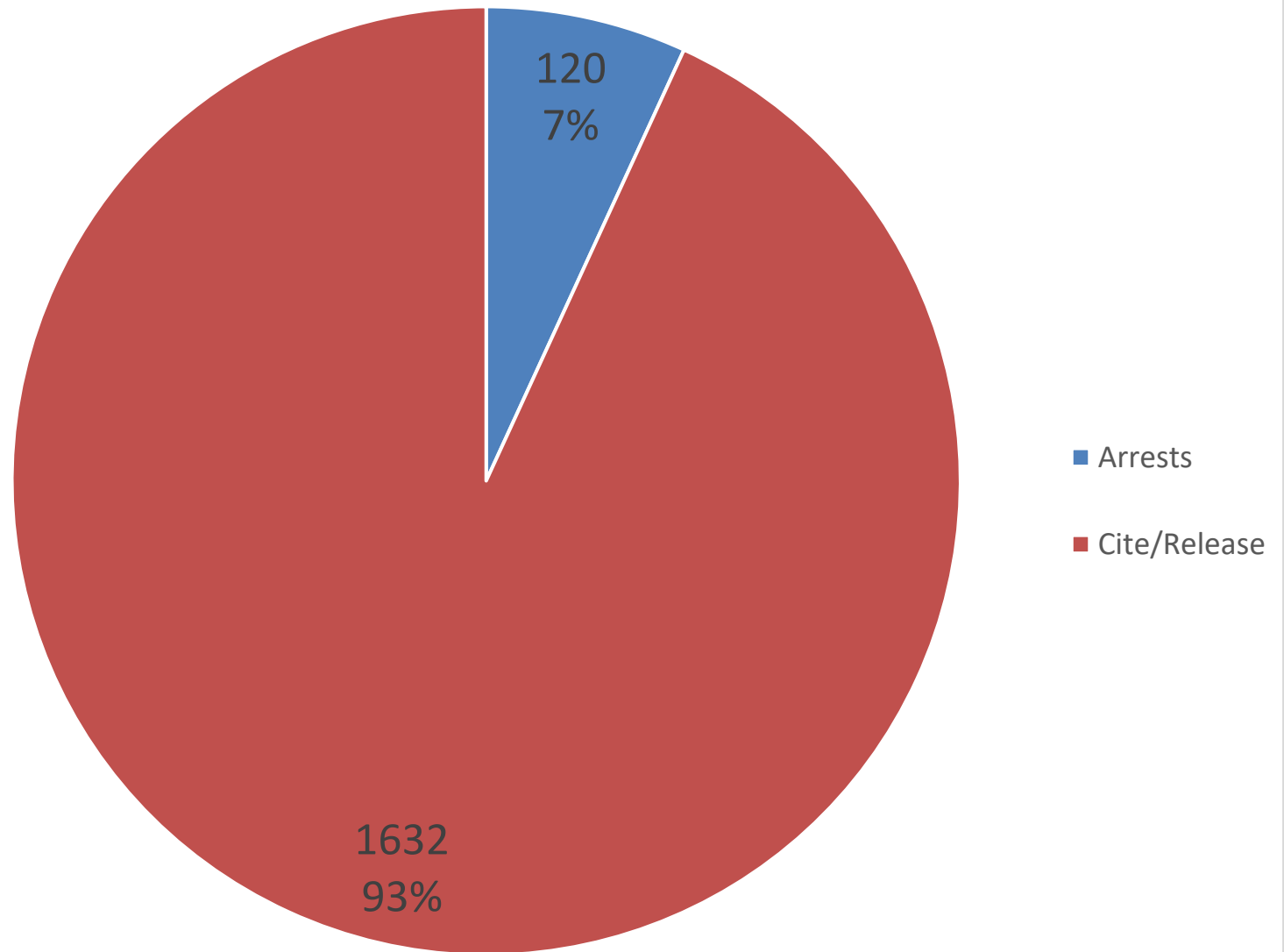
Underage Offenses Involving Alcohol 2015-2022



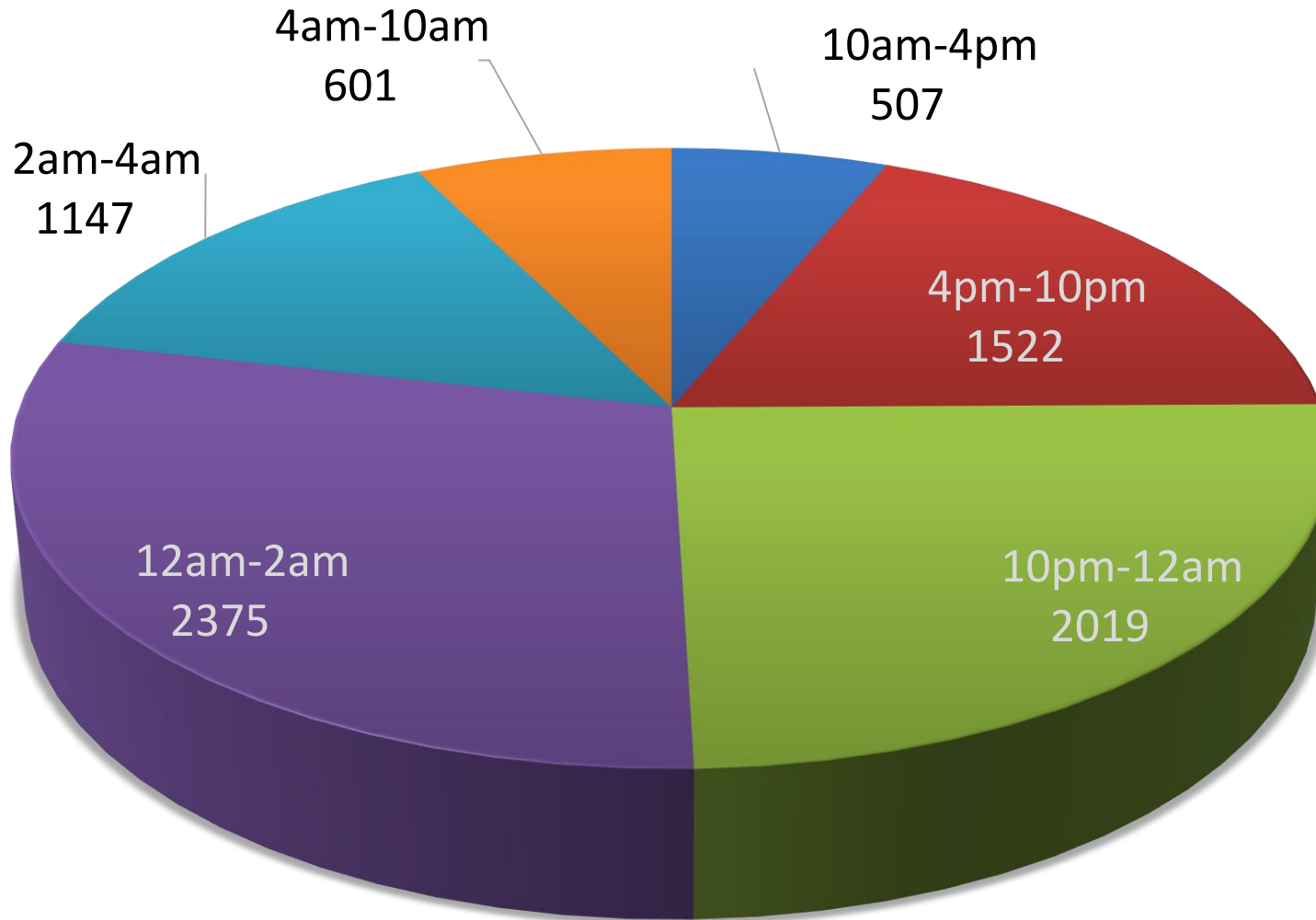
Offenses Involving Youth & Alcohol 2015-2022



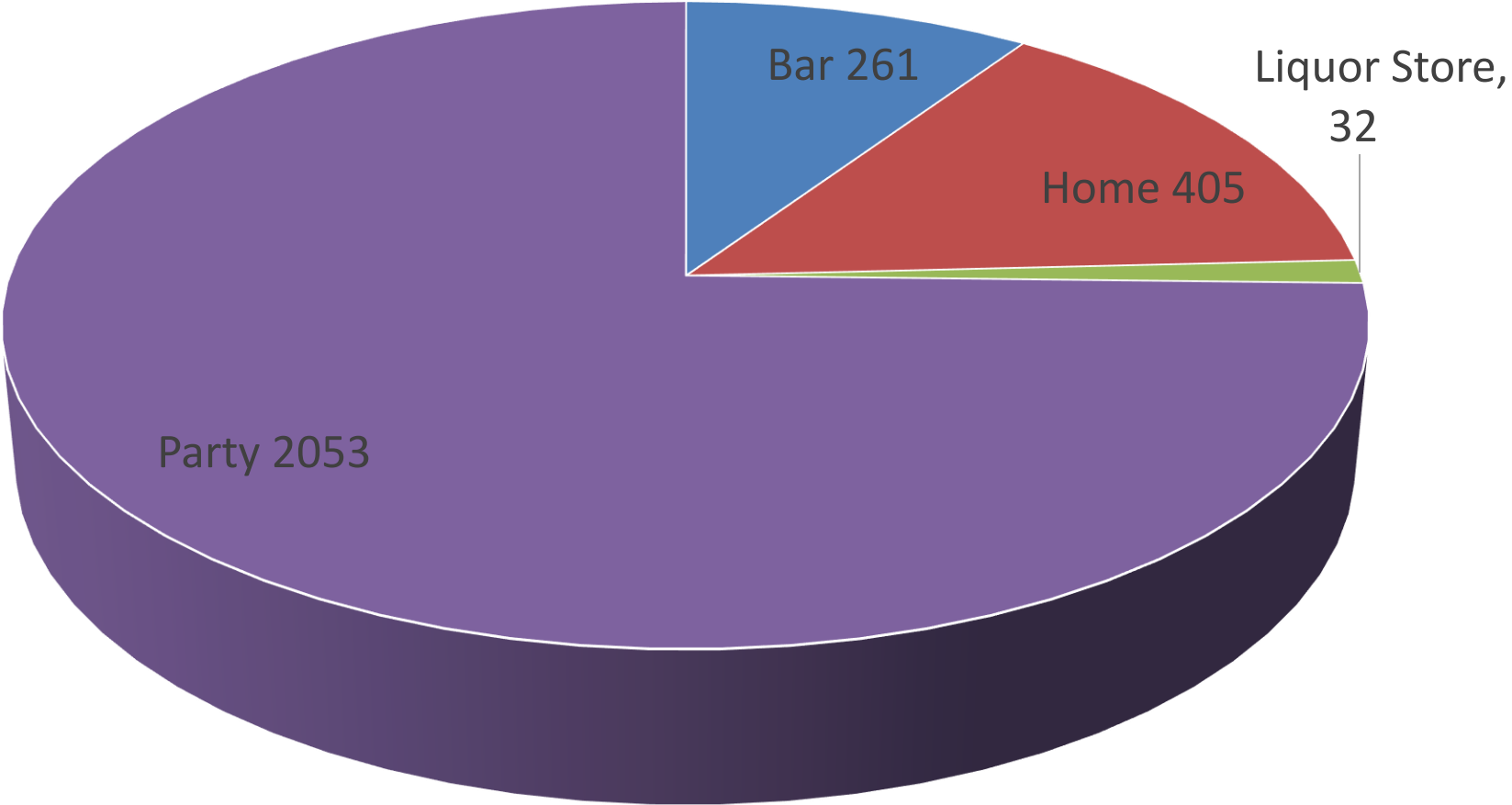
Juvenile Arrests vs. Cite/Release



Number of Offenses by Time of Day: 2015-2022



Where Minors Obtained Alcohol: 2015-2022



INDIVIDUAL COMMUNITY DATA

Law Enforcement agencies representing the following communities and counties submitted data relative to incidents in which law enforcement officers encountered youth who were in possession of, or who had been drinking alcohol during calendar year 2022. The data for each individual community is included in this section of the report. Hanna did not report any contacts with youth involved with alcohol, so that agency individual chart is not included.

- Big Horn County
- Carbon County
- Casper
- Cheyenne
- Douglas
- Evanston
- Gillette
- Greybull
- Hanna
- Hot Springs County
- Jackson
- Lander
- Laramie
- Lincoln County
- Moorcroft
- Powell
- Rawlins
- Rock Springs
- Sheridan
- Teton County
- Torrington
- Uinta County
- University of Wyoming

Big Horn County: January - December 2022

| | Jan. | Feb. | Mar. | Apr. | May | Jun. | July | Aug. | Sept. | Oct. | Nov. | Dec. | Totals & Ave. |
|-----------------------------|------|------|------|------|-----|------|------|------|-------|------|------|------|---------------|
| Total Arrests | 0 | 0 | 8 | 0 | 0 | 0 | 0 | 0 | 0 | 0 | 0 | 0 | 8 |
| Over 21 | 0 | 0 | 0 | 0 | 0 | 0 | 0 | 0 | 0 | 0 | 0 | 0 | 0 |
| 18-20 | 0 | 0 | 5 | 0 | 0 | 0 | 0 | 0 | 0 | 0 | 0 | 0 | 5 |
| 15-17 | 0 | 0 | 3 | 0 | 0 | 0 | 0 | 0 | 0 | 0 | 0 | 0 | 3 |
| 14 and Under | 0 | 0 | 0 | 0 | 0 | 0 | 0 | 0 | 0 | 0 | 0 | 0 | 0 |
| Age Unknown | 0 | 0 | 0 | 0 | 0 | 0 | 0 | 0 | 0 | 0 | 0 | 0 | 0 |
| Total Cite/Release | 0 | 0 | 8 | 0 | 0 | 0 | 0 | 0 | 0 | 0 | 0 | 0 | 8 |
| Juvenile Cite/Release | 0 | 0 | 3 | 0 | 0 | 0 | 0 | 0 | 0 | 0 | 0 | 0 | 3 |
| Total Arrest/Custody | 0 | 0 | 0 | 0 | 0 | 0 | 0 | 0 | 0 | 0 | 0 | 0 | 0 |
| Juvenile Arrest/Custody | 0 | 0 | 0 | 0 | 0 | 0 | 0 | 0 | 0 | 0 | 0 | 0 | 0 |
| Day of Week | | | | | | | | | | | | | |
| Monday | 0 | 0 | 0 | 0 | 0 | 0 | 0 | 0 | 0 | 0 | 0 | 0 | 0 |
| Tuesday | 0 | 0 | 0 | 0 | 0 | 0 | 0 | 0 | 0 | 0 | 0 | 0 | 0 |
| Wednesday | 0 | 0 | 0 | 0 | 0 | 0 | 0 | 0 | 0 | 0 | 0 | 0 | 0 |
| Thursday | 0 | 0 | 0 | 0 | 0 | 0 | 0 | 0 | 0 | 0 | 0 | 0 | 0 |
| Friday | 0 | 0 | 0 | 0 | 0 | 0 | 0 | 0 | 0 | 0 | 0 | 0 | 0 |
| Saturday | 0 | 0 | 7 | 0 | 0 | 0 | 0 | 0 | 0 | 0 | 0 | 0 | 7 |
| Sunday | 0 | 0 | 1 | 0 | 0 | 0 | 0 | 0 | 0 | 0 | 0 | 0 | 1 |
| Time | | | | | | | | | | | | | |
| 10am-4pm | 0 | 0 | 0 | 0 | 0 | 0 | 0 | 0 | 0 | 0 | 0 | 0 | 0 |
| 4pm-10pm | 0 | 0 | 0 | 0 | 0 | 0 | 0 | 0 | 0 | 0 | 0 | 0 | 0 |
| 10pm-12am | 0 | 0 | 7 | 0 | 0 | 0 | 0 | 0 | 0 | 0 | 0 | 0 | 7 |
| 12am-2am | 0 | 0 | 0 | 0 | 0 | 0 | 0 | 0 | 0 | 0 | 0 | 0 | 0 |
| 2am-4am | 0 | 0 | 1 | 0 | 0 | 0 | 0 | 0 | 0 | 0 | 0 | 0 | 1 |
| 4am-10am | 0 | 0 | 0 | 0 | 0 | 0 | 0 | 0 | 0 | 0 | 0 | 0 | 0 |
| Age and Gender | | | | | | | | | | | | | |
| Female 14 and under | 0 | 0 | 0 | 0 | 0 | 0 | 0 | 0 | 0 | 0 | 0 | 0 | 0 |
| Female 15-17 | 0 | 0 | 2 | 0 | 0 | 0 | 0 | 0 | 0 | 0 | 0 | 0 | 2 |
| Female 18-20 | 0 | 0 | 0 | 0 | 0 | 0 | 0 | 0 | 0 | 0 | 0 | 0 | 0 |
| Female over 21 | 0 | 0 | 0 | 0 | 0 | 0 | 0 | 0 | 0 | 0 | 0 | 0 | 0 |
| Female no age | 0 | 0 | 0 | 0 | 0 | 0 | 0 | 0 | 0 | 0 | 0 | 0 | 0 |
| Male 14 and under | 0 | 0 | 0 | 0 | 0 | 0 | 0 | 0 | 0 | 0 | 0 | 0 | 0 |
| Male 15-17 | 0 | 0 | 1 | 0 | 0 | 0 | 0 | 0 | 0 | 0 | 0 | 0 | 1 |
| Male 18-20 | 0 | 0 | 5 | 0 | 0 | 0 | 0 | 0 | 0 | 0 | 0 | 0 | 5 |
| Male over 21 | 0 | 0 | 0 | 0 | 0 | 0 | 0 | 0 | 0 | 0 | 0 | 0 | 0 |
| Male no age | 0 | 0 | 0 | 0 | 0 | 0 | 0 | 0 | 0 | 0 | 0 | 0 | 0 |
| MIP | 0 | 0 | 8 | 0 | 0 | 0 | 0 | 0 | 0 | 0 | 0 | 0 | 8 |
| 17 and Under | 0 | 0 | 3 | 0 | 0 | 0 | 0 | 0 | 0 | 0 | 0 | 0 | 3 |
| 18-20 | 0 | 0 | 5 | 0 | 0 | 0 | 0 | 0 | 0 | 0 | 0 | 0 | 5 |
| 14 and Under | 0 | 0 | 0 | 0 | 0 | 0 | 0 | 0 | 0 | 0 | 0 | 0 | 0 |
| 15-17 | 0 | 0 | 3 | 0 | 0 | 0 | 0 | 0 | 0 | 0 | 0 | 0 | 3 |

| | | | | | | | | | | | | | |
|------------------------------------|---|---|-------|---|---|---|---|---|---|---|---|---|-------|
| DUI | 0 | 0 | 0 | 0 | 0 | 0 | 0 | 0 | 0 | 0 | 0 | 0 | 0 |
| 17 and Under | 0 | 0 | 0 | 0 | 0 | 0 | 0 | 0 | 0 | 0 | 0 | 0 | 0 |
| 18-20 | 0 | 0 | 0 | 0 | 0 | 0 | 0 | 0 | 0 | 0 | 0 | 0 | 0 |
| 21 and Over | 0 | 0 | 0 | 0 | 0 | 0 | 0 | 0 | 0 | 0 | 0 | 0 | 0 |
| Open Container | 0 | 0 | 0 | 0 | 0 | 0 | 0 | 0 | 0 | 0 | 0 | 0 | 0 |
| Youthful Offender | 0 | 0 | 0 | 0 | 0 | 0 | 0 | 0 | 0 | 0 | 0 | 0 | 0 |
| Public Intoxication | 0 | 0 | 0 | 0 | 0 | 0 | 0 | 0 | 0 | 0 | 0 | 0 | 0 |
| 17 and Under | 0 | 0 | 0 | 0 | 0 | 0 | 0 | 0 | 0 | 0 | 0 | 0 | 0 |
| 18-20 | 0 | 0 | 0 | 0 | 0 | 0 | 0 | 0 | 0 | 0 | 0 | 0 | 0 |
| 21 and Over | 0 | 0 | 0 | 0 | 0 | 0 | 0 | 0 | 0 | 0 | 0 | 0 | 0 |
| 14 and Under | 0 | 0 | 0 | 0 | 0 | 0 | 0 | 0 | 0 | 0 | 0 | 0 | 0 |
| 15-17 | 0 | 0 | 0 | 0 | 0 | 0 | 0 | 0 | 0 | 0 | 0 | 0 | 0 |
| Minor in Establishment | 0 | 0 | 0 | 0 | 0 | 0 | 0 | 0 | 0 | 0 | 0 | 0 | 0 |
| Furnish to Minor | 0 | 0 | 0 | 0 | 0 | 0 | 0 | 0 | 0 | 0 | 0 | 0 | 0 |
| Sell to Minor | 0 | 0 | 0 | 0 | 0 | 0 | 0 | 0 | 0 | 0 | 0 | 0 | 0 |
| False ID | 0 | 0 | 0 | 0 | 0 | 0 | 0 | 0 | 0 | 0 | 0 | 0 | 0 |
| BAC | | | | | | | | | | | | | |
| PBT | 0 | 0 | 0.032 | 0 | 0 | 0 | 0 | 0 | 0 | 0 | 0 | 0 | 0.032 |
| Intoximeter | 0 | 0 | 0 | 0 | 0 | 0 | 0 | 0 | 0 | 0 | 0 | 0 | 0 |
| Refused | 0 | 0 | 0 | 0 | 0 | 0 | 0 | 0 | 0 | 0 | 0 | 0 | 0 |
| Accident Related | 0 | 0 | 0 | 0 | 0 | 0 | 0 | 0 | 0 | 0 | 0 | 0 | 0 |
| Location of Offense | | | | | | | | | | | | | |
| Bar | 0 | 0 | 0 | 0 | 0 | 0 | 0 | 0 | 0 | 0 | 0 | 0 | 0 |
| Other | 0 | 0 | 7 | 0 | 0 | 0 | 0 | 0 | 0 | 0 | 0 | 0 | 7 |
| Park | 0 | 0 | 0 | 0 | 0 | 0 | 0 | 0 | 0 | 0 | 0 | 0 | 0 |
| Parking Lot | 0 | 0 | 0 | 0 | 0 | 0 | 0 | 0 | 0 | 0 | 0 | 0 | 0 |
| Residence | 0 | 0 | 0 | 0 | 0 | 0 | 0 | 0 | 0 | 0 | 0 | 0 | 0 |
| Restaurant | 0 | 0 | 0 | 0 | 0 | 0 | 0 | 0 | 0 | 0 | 0 | 0 | 0 |
| School | 0 | 0 | 0 | 0 | 0 | 0 | 0 | 0 | 0 | 0 | 0 | 0 | 0 |
| Street | 0 | 0 | 1 | 0 | 0 | 0 | 0 | 0 | 0 | 0 | 0 | 0 | 1 |
| Vehicle | 0 | 0 | 0 | 0 | 0 | 0 | 0 | 0 | 0 | 0 | 0 | 0 | 0 |
| Where Minor Obt. Alc. | | | | | | | | | | | | | |
| Bar | 0 | 0 | 0 | 0 | 0 | 0 | 0 | 0 | 0 | 0 | 0 | 0 | 0 |
| Home | 0 | 0 | 1 | 0 | 0 | 0 | 0 | 0 | 0 | 0 | 0 | 0 | 1 |
| Liquor Store | 0 | 0 | 0 | 0 | 0 | 0 | 0 | 0 | 0 | 0 | 0 | 0 | 0 |
| Party | 0 | 0 | 7 | 0 | 0 | 0 | 0 | 0 | 0 | 0 | 0 | 0 | 7 |
| Other Crimes Charged | | | | | | | | | | | | | |
| Felony | 0 | 0 | 0 | 0 | 0 | 0 | 0 | 0 | 0 | 0 | 0 | 0 | 0 |
| Misdemeanor | 0 | 0 | 0 | 0 | 0 | 0 | 0 | 0 | 0 | 0 | 0 | 0 | 0 |
| Assault | 0 | 0 | 0 | 0 | 0 | 0 | 0 | 0 | 0 | 0 | 0 | 0 | 0 |
| Resisting Arrest | 0 | 0 | 0 | 0 | 0 | 0 | 0 | 0 | 0 | 0 | 0 | 0 | 0 |
| Interference | 0 | 0 | 0 | 0 | 0 | 0 | 0 | 0 | 0 | 0 | 0 | 0 | 0 |
| Disturbance | 0 | 0 | 0 | 0 | 0 | 0 | 0 | 0 | 0 | 0 | 0 | 0 | 0 |
| Curfew | 0 | 0 | 0 | 0 | 0 | 0 | 0 | 0 | 0 | 0 | 0 | 0 | 0 |
| Possession of Controlled Substance | 0 | 0 | 0 | 0 | 0 | 0 | 0 | 0 | 0 | 0 | 0 | 0 | 0 |

Carbon County: January - December 2022

| | Jan. | Feb. | Mar. | Apr. | May | Jun. | July | Aug. | Sept. | Oct. | Nov. | Dec. | Totals & Ave. |
|-------------------------------|------|------|------|------|-----|------|------|-------|-------|------|------|------|---------------|
| Total Arrests | 0 | 0 | 0 | 0 | 0 | 0 | 1 | 1 | 0 | 0 | 0 | 0 | 2 |
| Over 21 | 0 | 0 | 0 | 0 | 0 | 0 | 0 | 0 | 0 | 0 | 0 | 0 | 0 |
| 18-20 | 0 | 0 | 0 | 0 | 0 | 0 | 1 | 1 | 0 | 0 | 0 | 0 | 2 |
| 15-17 | 0 | 0 | 0 | 0 | 0 | 0 | 0 | 0 | 0 | 0 | 0 | 0 | 0 |
| 14 and Under | 0 | 0 | 0 | 0 | 0 | 0 | 0 | 0 | 0 | 0 | 0 | 0 | 0 |
| Age Unknown | 0 | 0 | 0 | 0 | 0 | 0 | 0 | 0 | 0 | 0 | 0 | 0 | 0 |
| Total Cite/Release | 0 | 0 | 0 | 0 | 0 | 0 | 0 | 0 | 0 | 0 | 0 | 0 | 0 |
| Juvenile Cite/Release | 0 | 0 | 0 | 0 | 0 | 0 | 0 | 0 | 0 | 0 | 0 | 0 | 0 |
| Total Arrest/Custody | 0 | 0 | 0 | 0 | 0 | 0 | 1 | 1 | 0 | 0 | 0 | 0 | 2 |
| Juvenile Arrest/Custody | 0 | 0 | 0 | 0 | 0 | 0 | 0 | 0 | 0 | 0 | 0 | 0 | 0 |
| Day of Week | | | | | | | | | | | | | |
| Monday | 0 | 0 | 0 | 0 | 0 | 0 | 0 | 0 | 0 | 0 | 0 | 0 | 0 |
| Tuesday | 0 | 0 | 0 | 0 | 0 | 0 | 0 | 0 | 0 | 0 | 0 | 0 | 0 |
| Wednesday | 0 | 0 | 0 | 0 | 0 | 0 | 1 | 0 | 0 | 0 | 0 | 0 | 1 |
| Thursday | 0 | 0 | 0 | 0 | 0 | 0 | 0 | 0 | 0 | 0 | 0 | 0 | 0 |
| Friday | 0 | 0 | 0 | 0 | 0 | 0 | 0 | 0 | 0 | 0 | 0 | 0 | 0 |
| Saturday | 0 | 0 | 0 | 0 | 0 | 0 | 0 | 1 | 0 | 0 | 0 | 0 | 1 |
| Sunday | 0 | 0 | 0 | 0 | 0 | 0 | 0 | 0 | 0 | 0 | 0 | 0 | 0 |
| Time | | | | | | | | | | | | | |
| 10am-4pm | 0 | 0 | 0 | 0 | 0 | 0 | 0 | 0 | 0 | 0 | 0 | 0 | 0 |
| 4pm-10pm | 0 | 0 | 0 | 0 | 0 | 0 | 1 | 0 | 0 | 0 | 0 | 0 | 1 |
| 10pm-12am | 0 | 0 | 0 | 0 | 0 | 0 | 0 | 1 | 0 | 0 | 0 | 0 | 1 |
| 12am-2am | 0 | 0 | 0 | 0 | 0 | 0 | 0 | 0 | 0 | 0 | 0 | 0 | 0 |
| 2am-4am | 0 | 0 | 0 | 0 | 0 | 0 | 0 | 0 | 0 | 0 | 0 | 0 | 0 |
| 4am-10am | 0 | 0 | 0 | 0 | 0 | 0 | 0 | 0 | 0 | 0 | 0 | 0 | 0 |
| Age and Gender | | | | | | | | | | | | | |
| Female 14 and under | 0 | 0 | 0 | 0 | 0 | 0 | 0 | 0 | 0 | 0 | 0 | 0 | 0 |
| Female 15-17 | 0 | 0 | 0 | 0 | 0 | 0 | 0 | 0 | 0 | 0 | 0 | 0 | 0 |
| Female 18-20 | 0 | 0 | 0 | 0 | 0 | 0 | 0 | 0 | 0 | 0 | 0 | 0 | 0 |
| Female over 21 | 0 | 0 | 0 | 0 | 0 | 0 | 0 | 0 | 0 | 0 | 0 | 0 | 0 |
| Female no age | 0 | 0 | 0 | 0 | 0 | 0 | 0 | 0 | 0 | 0 | 0 | 0 | 0 |
| Male 14 and under | 0 | 0 | 0 | 0 | 0 | 0 | 0 | 0 | 0 | 0 | 0 | 0 | 0 |
| Male 15-17 | 0 | 0 | 0 | 0 | 0 | 0 | 0 | 0 | 0 | 0 | 0 | 0 | 0 |
| Male 18-20 | 0 | 0 | 0 | 0 | 0 | 0 | 1 | 1 | 0 | 0 | 0 | 0 | 2 |
| Male over 21 | 0 | 0 | 0 | 0 | 0 | 0 | 0 | 0 | 0 | 0 | 0 | 0 | 0 |
| Male no age | 0 | 0 | 0 | 0 | 0 | 0 | 0 | 0 | 0 | 0 | 0 | 0 | 0 |
| MIP | 0 | 0 | 0 | 0 | 0 | 0 | 0 | 0 | 0 | 0 | 0 | 0 | 0 |
| 17 and Under | 0 | 0 | 0 | 0 | 0 | 0 | 0 | 0 | 0 | 0 | 0 | 0 | 0 |
| 18-20 | 0 | 0 | 0 | 0 | 0 | 0 | 0 | 0 | 0 | 0 | 0 | 0 | 0 |
| 14 and Under | 0 | 0 | 0 | 0 | 0 | 0 | 0 | 0 | 0 | 0 | 0 | 0 | 0 |
| 15-17 | 0 | 0 | 0 | 0 | 0 | 0 | 0 | 0 | 0 | 0 | 0 | 0 | 0 |
| DUI | 0 | 0 | 0 | 0 | 0 | 0 | 0 | 1 | 0 | 0 | 0 | 0 | 1 |
| 17 and Under | 0 | 0 | 0 | 0 | 0 | 0 | 0 | 0 | 0 | 0 | 0 | 0 | 0 |
| 18-20 | 0 | 0 | 0 | 0 | 0 | 0 | 0 | 1 | 0 | 0 | 0 | 0 | 1 |
| 21 and Over | 0 | 0 | 0 | 0 | 0 | 0 | 0 | 0 | 0 | 0 | 0 | 0 | 0 |
| Open Container | 0 | 0 | 0 | 0 | 0 | 0 | 0 | 0 | 0 | 0 | 0 | 0 | 0 |
| Youthful Offender | 0 | 0 | 0 | 0 | 0 | 0 | 0 | 0 | 0 | 0 | 0 | 0 | 0 |
| Public Intoxication | 0 | 0 | 0 | 0 | 0 | 0 | 0 | 0 | 0 | 0 | 0 | 0 | 0 |
| 17 and Under | 0 | 0 | 0 | 0 | 0 | 0 | 0 | 0 | 0 | 0 | 0 | 0 | 0 |
| 18-20 | 0 | 0 | 0 | 0 | 0 | 0 | 0 | 0 | 0 | 0 | 0 | 0 | 0 |
| 21 and Over | 0 | 0 | 0 | 0 | 0 | 0 | 0 | 0 | 0 | 0 | 0 | 0 | 0 |
| 14 and Under | 0 | 0 | 0 | 0 | 0 | 0 | 0 | 0 | 0 | 0 | 0 | 0 | 0 |
| 15-17 | 0 | 0 | 0 | 0 | 0 | 0 | 0 | 0 | 0 | 0 | 0 | 0 | 0 |
| Minor in Establishment | 0 | 0 | 0 | 0 | 0 | 0 | 0 | 0 | 0 | 0 | 0 | 0 | 0 |
| Furnish to Minor | 0 | 0 | 0 | 0 | 0 | 0 | 0 | 0 | 0 | 0 | 0 | 0 | 0 |
| Sell to Minor | 0 | 0 | 0 | 0 | 0 | 0 | 0 | 0 | 0 | 0 | 0 | 0 | 0 |
| False ID | 0 | 0 | 0 | 0 | 0 | 0 | 1 | 0 | 0 | 0 | 0 | 0 | 1 |
| BAC | | | | | | | | | | | | | |
| PBT | 0 | 0 | 0 | 0 | 0 | 0 | 0 | 0 | 0 | 0 | 0 | 0 | 0 |
| Intoximeter | 0 | 0 | 0 | 0 | 0 | 0 | 0 | 0.150 | 0 | 0 | 0 | 0 | 0.150 |
| Refused | 0 | 0 | 0 | 0 | 0 | 0 | 0 | 0 | 0 | 0 | 0 | 0 | 0 |
| Accident Related | 0 | 0 | 0 | 0 | 0 | 0 | 0 | 0 | 0 | 0 | 0 | 0 | 0 |
| Location of Offense | | | | | | | | | | | | | |
| Bar | 0 | 0 | 0 | 0 | 0 | 0 | 0 | 0 | 0 | 0 | 0 | 0 | 0 |
| Other | 0 | 0 | 0 | 0 | 0 | 0 | 0 | 0 | 0 | 0 | 0 | 0 | 0 |

| | | | | | | | | | | | | | |
|------------------------------------|---|---|---|---|---|---|---|---|---|---|---|---|---|
| Park | 0 | 0 | 0 | 0 | 0 | 0 | 0 | 0 | 0 | 0 | 0 | 0 | 0 |
| Parking Lot | 0 | 0 | 0 | 0 | 0 | 0 | 0 | 0 | 0 | 0 | 0 | 0 | 0 |
| Residence | 0 | 0 | 0 | 0 | 0 | 0 | 0 | 0 | 0 | 0 | 0 | 0 | 0 |
| Restaurant | 0 | 0 | 0 | 0 | 0 | 0 | 0 | 0 | 0 | 0 | 0 | 0 | 0 |
| School | 0 | 0 | 0 | 0 | 0 | 0 | 0 | 0 | 0 | 0 | 0 | 0 | 0 |
| Street | 0 | 0 | 0 | 0 | 0 | 0 | 0 | 0 | 0 | 0 | 0 | 0 | 0 |
| Vehicle | 0 | 0 | 0 | 0 | 0 | 0 | 0 | 1 | 0 | 0 | 0 | 0 | 1 |
| Where Minor Obt. Alc. | | | | | | | | | | | | | |
| Bar | 0 | 0 | 0 | 0 | 0 | 0 | 0 | 0 | 0 | 0 | 0 | 0 | 0 |
| Home | 0 | 0 | 0 | 0 | 0 | 0 | 0 | 0 | 0 | 0 | 0 | 0 | 0 |
| Liquor Store | 0 | 0 | 0 | 0 | 0 | 0 | 0 | 0 | 0 | 0 | 0 | 0 | 0 |
| Party | 0 | 0 | 0 | 0 | 0 | 0 | 0 | 0 | 0 | 0 | 0 | 0 | 0 |
| Other Crimes Charged | | | | | | | | | | | | | |
| Felony | 0 | 0 | 0 | 0 | 0 | 0 | 0 | 0 | 0 | 0 | 0 | 0 | 0 |
| Misdemeanor | 0 | 0 | 0 | 0 | 0 | 0 | 0 | 0 | 0 | 0 | 0 | 0 | 0 |
| Assault | 0 | 0 | 0 | 0 | 0 | 0 | 0 | 0 | 0 | 0 | 0 | 0 | 0 |
| Resisting Arrest | 0 | 0 | 0 | 0 | 0 | 0 | 0 | 0 | 0 | 0 | 0 | 0 | 0 |
| Interference | 0 | 0 | 0 | 0 | 0 | 0 | 0 | 1 | 0 | 0 | 0 | 0 | 1 |
| Disturbance | 0 | 0 | 0 | 0 | 0 | 0 | 0 | 0 | 0 | 0 | 0 | 0 | 0 |
| Curfew | 0 | 0 | 0 | 0 | 0 | 0 | 0 | 0 | 0 | 0 | 0 | 0 | 0 |
| Possession of Controlled Substance | 0 | 0 | 0 | 0 | 0 | 0 | 0 | 0 | 0 | 0 | 0 | 0 | 0 |

Casper PD: January - December 2022

| | Jan. | Feb. | Mar. | Apr. | May | Jun. | July | Aug. | Sept. | Oct. | Nov. | Dec. | Totals & Ave. |
|-------------------------------|-------|-------|-------|-------|-------|-------|-------|-------|-------|-------|-------|-------|---------------|
| Total Arrests | 15 | 10 | 15 | 7 | 11 | 13 | 10 | 11 | 5 | 15 | 9 | 18 | 139 |
| Over 21 | 1 | 0 | 5 | 5 | 6 | 0 | 0 | 0 | 0 | 0 | 0 | 8 | 25 |
| 18-20 | 8 | 5 | 2 | 0 | 2 | 9 | 1 | 5 | 3 | 11 | 4 | 6 | 56 |
| 15-17 | 6 | 4 | 8 | 2 | 3 | 4 | 9 | 5 | 2 | 4 | 5 | 4 | 56 |
| 14 and Under | 0 | 1 | 0 | 0 | 0 | 0 | 0 | 1 | 0 | 0 | 0 | 0 | 2 |
| Age Unknown | 0 | 0 | 0 | 0 | 0 | 0 | 0 | 0 | 0 | 0 | 0 | 0 | 0 |
| Total Cite/Release | 11 | 9 | 12 | 7 | 11 | 10 | 10 | 9 | 3 | 10 | 6 | 15 | 113 |
| Juvenile Cite/Release | 5 | 4 | 5 | 2 | 3 | 4 | 9 | 6 | 2 | 4 | 4 | 4 | 52 |
| Total Arrest/Custody | 4 | 1 | 3 | 0 | 0 | 3 | 0 | 2 | 2 | 5 | 3 | 3 | 26 |
| Juvenile Arrest/Custody | 1 | 1 | 3 | 0 | 0 | 0 | 0 | 0 | 0 | 0 | 1 | 0 | 6 |
| Day of Week | | | | | | | | | | | | | |
| Monday | 1 | 0 | 2 | 0 | 5 | 1 | 7 | 2 | 1 | 1 | 1 | 2 | 23 |
| Tuesday | 1 | 0 | 0 | 0 | 0 | 0 | 0 | 0 | 0 | 1 | 1 | 3 | 6 |
| Wednesday | 1 | 6 | 1 | 0 | 0 | 0 | 0 | 3 | 0 | 0 | 0 | 0 | 11 |
| Thursday | 0 | 0 | 0 | 0 | 0 | 0 | 0 | 1 | 0 | 0 | 1 | 3 | 5 |
| Friday | 6 | 0 | 3 | 0 | 6 | 3 | 2 | 0 | 3 | 0 | 1 | 2 | 26 |
| Saturday | 3 | 0 | 7 | 2 | 0 | 6 | 0 | 0 | 1 | 12 | 4 | 7 | 42 |
| Sunday | 3 | 4 | 2 | 5 | 0 | 3 | 1 | 5 | 0 | 1 | 1 | 1 | 26 |
| Time | | | | | | | | | | | | | |
| 10am-4pm | 3 | 1 | 1 | 4 | 4 | 0 | 1 | 0 | 0 | 1 | 0 | 9 | 24 |
| 4pm-10pm | 3 | 3 | 5 | 1 | 5 | 0 | 1 | 1 | 1 | 0 | 4 | 2 | 26 |
| 10pm-12am | 2 | 3 | 2 | 1 | 0 | 2 | 1 | 2 | 1 | 2 | 1 | 1 | 18 |
| 12am-2am | 3 | 3 | 7 | 1 | 0 | 7 | 5 | 2 | 0 | 1 | 2 | 3 | 34 |
| 2am-4am | 2 | 0 | 0 | 0 | 1 | 4 | 1 | 6 | 2 | 10 | 1 | 3 | 30 |
| 4am-10am | 2 | 0 | 0 | 0 | 1 | 0 | 1 | 0 | 1 | 1 | 1 | 0 | 7 |
| Age and Gender | | | | | | | | | | | | | |
| Female 14 and under | 0 | 0 | 0 | 0 | 0 | 0 | 0 | 0 | 0 | 0 | 0 | 0 | 0 |
| Female 15-17 | 6 | 1 | 3 | 0 | 2 | 0 | 4 | 1 | 0 | 4 | 4 | 1 | 26 |
| Female 18-20 | 2 | 4 | 0 | 0 | 0 | 1 | 0 | 2 | 1 | 2 | 0 | 2 | 14 |
| Female over 21 | 1 | 0 | 2 | 5 | 5 | 0 | 0 | 0 | 0 | 0 | 0 | 6 | 19 |
| Female no age | 0 | 0 | 0 | 0 | 0 | 0 | 0 | 0 | 0 | 0 | 0 | 0 | 0 |
| Male 14 and under | 0 | 1 | 0 | 0 | 0 | 0 | 0 | 1 | 0 | 0 | 0 | 0 | 2 |
| Male 15-17 | 0 | 3 | 5 | 2 | 1 | 4 | 5 | 4 | 2 | 0 | 1 | 3 | 30 |
| Male 18-20 | 6 | 1 | 2 | 0 | 2 | 8 | 1 | 3 | 2 | 9 | 4 | 4 | 42 |
| Male over 21 | 0 | 0 | 3 | 0 | 1 | 0 | 0 | 0 | 0 | 0 | 0 | 2 | 6 |
| Male no age | 0 | 0 | 0 | 0 | 0 | 0 | 0 | 0 | 0 | 0 | 0 | 0 | 0 |
| MIP | 11 | 9 | 9 | 0 | 3 | 13 | 8 | 11 | 4 | 12 | 8 | 5 | 93 |
| 17 and Under | 6 | 4 | 7 | 0 | 1 | 4 | 8 | 6 | 1 | 4 | 5 | 3 | 49 |
| 18-20 | 5 | 5 | 2 | 0 | 2 | 9 | 0 | 5 | 3 | 8 | 3 | 2 | 44 |
| 14 and Under | 0 | 1 | 0 | 0 | 0 | 0 | 0 | 1 | 0 | 0 | 0 | 0 | 2 |
| 15-17 | 6 | 3 | 7 | 0 | 1 | 4 | 8 | 5 | 1 | 4 | 5 | 3 | 47 |
| DUI | 3 | 0 | 0 | 1 | 0 | 2 | 2 | 0 | 0 | 2 | 1 | 1 | 12 |
| 17 and Under | 0 | 0 | 0 | 1 | 0 | 0 | 2 | 0 | 0 | 0 | 0 | 0 | 3 |
| 18-20 | 3 | 0 | 0 | 0 | 0 | 2 | 0 | 0 | 0 | 2 | 1 | 1 | 9 |
| 21 and Over | 0 | 0 | 0 | 0 | 0 | 0 | 0 | 0 | 0 | 0 | 0 | 0 | 0 |
| Open Container | 4 | 1 | 1 | 1 | 1 | 0 | 1 | 0 | 0 | 1 | 1 | 5 | 16 |
| Youthful Offender | 5 | 0 | 0 | 0 | 2 | 4 | 1 | 6 | 0 | 1 | 1 | 0 | 20 |
| Public Intoxication | 0 | 3 | 0 | 0 | 0 | 1 | 0 | 0 | 0 | 1 | 1 | 0 | 6 |
| 17 and Under | 0 | 0 | 0 | 0 | 0 | 0 | 0 | 0 | 0 | 0 | 0 | 0 | 0 |
| 18-20 | 0 | 3 | 0 | 0 | 0 | 1 | 0 | 0 | 0 | 1 | 1 | 0 | 6 |
| 21 and Over | 0 | 0 | 0 | 0 | 0 | 0 | 0 | 0 | 0 | 0 | 0 | 0 | 0 |
| 14 and Under | 0 | 0 | 0 | 0 | 0 | 0 | 0 | 0 | 0 | 0 | 0 | 0 | 0 |
| 15-17 | 0 | 0 | 0 | 0 | 0 | 0 | 0 | 0 | 0 | 0 | 0 | 0 | 0 |
| Minor in Establishment | 0 | 0 | 0 | 0 | 0 | 0 | 0 | 0 | 0 | 0 | 0 | 0 | 0 |
| Furnish to Minor | 2 | 0 | 4 | 4 | 0 | 0 | 0 | 0 | 0 | 2 | 0 | 3 | 15 |
| Sell to Minor | 0 | 0 | 0 | 1 | 8 | 0 | 0 | 0 | 0 | 0 | 0 | 9 | 18 |
| False ID | 0 | 0 | 0 | 0 | 0 | 0 | 0 | 0 | 0 | 0 | 0 | 0 | 0 |
| BAC | | | | | | | | | | | | | |
| PBT | 0.090 | 0.086 | 0.094 | 0 | 0.105 | 0.052 | 0.411 | 0.100 | 0.204 | 0.093 | 0.153 | 0.105 | 0.136 |
| Intoximeter | 0.127 | 0 | 0 | 0.145 | 0 | 0 | 0 | 0 | 0 | 0 | 0 | 0 | 0.136 |
| Refused | 0 | 0 | 0 | 0 | 0 | 2 | 1 | 1 | 0 | 0 | 1 | 1 | 6 |
| Accident Related | 0 | 0 | 0 | 0 | 0 | 0 | 0 | 0 | 0 | 0 | 0 | 0 | 0 |
| Location of Offense | | | | | | | | | | | | | |
| Bar | 0 | 0 | 0 | 0 | 1 | 0 | 0 | 0 | 0 | 0 | 0 | 6 | 7 |
| Other | 0 | 0 | 0 | 1 | 0 | 0 | 1 | 0 | 0 | 0 | 1 | 0 | 3 |

| | | | | | | | | | | | | | |
|------------------------------------|---|---|---|---|---|---|----|---|---|----|---|---|----|
| Park | 0 | 2 | 0 | 0 | 0 | 2 | 0 | 0 | 0 | 0 | 0 | 0 | 4 |
| Parking Lot | 0 | 0 | 0 | 0 | 0 | 1 | 0 | 0 | 0 | 0 | 0 | 0 | 1 |
| Residence | 4 | 6 | 0 | 0 | 1 | 3 | 3 | 1 | 0 | 10 | 0 | 2 | 30 |
| Restaurant | 2 | 1 | 4 | 4 | 7 | 0 | 0 | 0 | 0 | 0 | 0 | 2 | 20 |
| School | 3 | 0 | 0 | 0 | 0 | 0 | 1 | 0 | 0 | 0 | 2 | 2 | 8 |
| Street | 6 | 1 | 1 | 2 | 2 | 4 | 5 | 0 | 0 | 4 | 4 | 1 | 30 |
| Vehicle | 0 | 0 | 0 | 0 | 0 | 2 | 0 | 0 | 0 | 0 | 0 | 1 | 3 |
| Where Minor Obt. Alc. | | | | | | | | | | | | | |
| Bar | 0 | 0 | 0 | 0 | 0 | 0 | 0 | 0 | 0 | 0 | 0 | 0 | 0 |
| Home | 0 | 0 | 0 | 0 | 0 | 0 | 0 | 0 | 0 | 0 | 0 | 0 | 0 |
| Liquor Store | 0 | 0 | 0 | 0 | 0 | 0 | 0 | 0 | 0 | 0 | 0 | 0 | 0 |
| Party | 0 | 0 | 0 | 0 | 0 | 0 | 0 | 0 | 0 | 9 | 1 | 0 | 10 |
| Other Crimes Charged | | | | | | | | | | | | | |
| Felony | 0 | 0 | 0 | 0 | 0 | 0 | 0 | 0 | 0 | 0 | 1 | 0 | 1 |
| Misdemeanor | 0 | 0 | 0 | 0 | 1 | 8 | 10 | 0 | 0 | 0 | 0 | 0 | 19 |
| Assault | 0 | 0 | 0 | 0 | 0 | 0 | 0 | 0 | 0 | 1 | 0 | 0 | 1 |
| Resisting Arrest | 0 | 0 | 0 | 0 | 0 | 0 | 0 | 0 | 0 | 0 | 1 | 0 | 1 |
| Interference | 0 | 0 | 0 | 0 | 0 | 0 | 0 | 0 | 0 | 1 | 1 | 1 | 3 |
| Disturbance | 0 | 0 | 0 | 0 | 0 | 0 | 0 | 0 | 0 | 0 | 0 | 0 | 0 |
| Curfew | 0 | 0 | 0 | 0 | 0 | 0 | 0 | 0 | 0 | 0 | 0 | 0 | 0 |
| Possession of Controlled Substance | 0 | 0 | 0 | 0 | 0 | 0 | 0 | 0 | 0 | 1 | 0 | 0 | 1 |

Cheyenne PD: January - December 2022

| | Jan. | Feb. | Mar. | Apr. | May | Jun. | July | Aug. | Sept. | Oct. | Nov. | Dec. | Totals & Ave. |
|-------------------------------|-------|------|-------|-------|-------|------|-------|-------|-------|-------|-------|------|---------------|
| Total Arrests | 5 | 3 | 5 | 6 | 4 | 3 | 16 | 3 | 5 | 9 | 10 | 0 | 69 |
| Over 21 | 0 | 0 | 0 | 1 | 1 | 0 | 0 | 0 | 0 | 0 | 7 | 0 | 9 |
| 18-20 | 1 | 0 | 3 | 2 | 0 | 2 | 7 | 2 | 3 | 0 | 0 | 0 | 20 |
| 15-17 | 3 | 3 | 2 | 3 | 3 | 1 | 6 | 1 | 1 | 9 | 2 | 0 | 34 |
| 14 and Under | 1 | 0 | 0 | 0 | 0 | 0 | 3 | 0 | 1 | 0 | 1 | 0 | 6 |
| Age Unknown | 0 | 0 | 0 | 0 | 0 | 0 | 0 | 0 | 0 | 0 | 0 | 0 | 0 |
| Total Cite/Release | 4 | 3 | 5 | 6 | 3 | 2 | 14 | 2 | 3 | 5 | 10 | 0 | 57 |
| Juvenile Cite/Release | 4 | 3 | 2 | 3 | 2 | 1 | 8 | 1 | 2 | 5 | 3 | 0 | 34 |
| Total Arrest/Custody | 1 | 0 | 0 | 0 | 1 | 1 | 2 | 1 | 2 | 4 | 0 | 0 | 12 |
| Juvenile Arrest/Custody | 0 | 0 | 0 | 0 | 1 | 0 | 1 | 0 | 0 | 4 | 0 | 0 | 6 |
| Day of Week | | | | | | | | | | | | | |
| Monday | 0 | 0 | 0 | 0 | 0 | 0 | 7 | 3 | 2 | 1 | 1 | 0 | 14 |
| Tuesday | 3 | 0 | 0 | 0 | 1 | 0 | 0 | 0 | 0 | 0 | 2 | 0 | 6 |
| Wednesday | 0 | 1 | 0 | 0 | 0 | 0 | 0 | 0 | 0 | 1 | 1 | 0 | 3 |
| Thursday | 0 | 0 | 0 | 1 | 0 | 1 | 1 | 0 | 0 | 3 | 2 | 0 | 8 |
| Friday | 1 | 0 | 0 | 0 | 1 | 1 | 0 | 0 | 0 | 0 | 3 | 0 | 6 |
| Saturday | 1 | 1 | 4 | 1 | 1 | 1 | 4 | 0 | 2 | 4 | 0 | 0 | 19 |
| Sunday | 0 | 1 | 1 | 4 | 1 | 0 | 4 | 0 | 1 | 0 | 1 | 0 | 13 |
| Time | | | | | | | | | | | | | |
| 10am-4pm | 2 | 0 | 0 | 0 | 3 | 0 | 3 | 0 | 2 | 0 | 5 | 0 | 15 |
| 4pm-10pm | 0 | 0 | 1 | 1 | 1 | 1 | 2 | 0 | 0 | 0 | 3 | 0 | 9 |
| 10pm-12am | 1 | 0 | 0 | 0 | 0 | 0 | 0 | 0 | 1 | 8 | 0 | 0 | 10 |
| 12am-2am | 0 | 0 | 4 | 4 | 0 | 0 | 6 | 0 | 1 | 0 | 1 | 0 | 16 |
| 2am-4am | 0 | 0 | 0 | 1 | 0 | 1 | 1 | 3 | 1 | 1 | 0 | 0 | 8 |
| 4am-10am | 2 | 3 | 0 | 0 | 0 | 1 | 4 | 0 | 0 | 0 | 1 | 0 | 11 |
| Age and Gender | | | | | | | | | | | | | |
| Female 14 and under | 1 | 0 | 0 | 0 | 0 | 0 | 0 | 0 | 1 | 0 | 1 | 0 | 3 |
| Female 15-17 | 2 | 2 | 1 | 2 | 1 | 0 | 5 | 1 | 0 | 4 | 2 | 0 | 20 |
| Female 18-20 | 0 | 0 | 3 | 2 | 0 | 0 | 3 | 0 | 2 | 0 | 0 | 0 | 10 |
| Female over 21 | 0 | 0 | 0 | 0 | 1 | 0 | 0 | 0 | 0 | 0 | 5 | 0 | 6 |
| Female no age | 0 | 0 | 0 | 0 | 0 | 0 | 0 | 0 | 0 | 0 | 0 | 0 | 0 |
| Male 14 and under | 0 | 0 | 0 | 0 | 0 | 0 | 3 | 0 | 0 | 0 | 0 | 0 | 3 |
| Male 15-17 | 1 | 1 | 1 | 1 | 2 | 1 | 1 | 0 | 1 | 5 | 0 | 0 | 14 |
| Male 18-20 | 1 | 0 | 0 | 0 | 0 | 2 | 4 | 2 | 1 | 0 | 0 | 0 | 10 |
| Male over 21 | 0 | 0 | 0 | 1 | 0 | 0 | 0 | 0 | 0 | 0 | 2 | 0 | 3 |
| Male no age | 0 | 0 | 0 | 0 | 0 | 0 | 0 | 0 | 0 | 0 | 0 | 0 | 0 |
| MIP | 4 | 0 | 0 | 0 | 0 | 1 | 14 | 0 | 2 | 2 | 1 | 0 | 24 |
| 17 and Under | 4 | 0 | 0 | 0 | 0 | 1 | 8 | 0 | 2 | 2 | 1 | 0 | 18 |
| 18-20 | 0 | 0 | 0 | 0 | 0 | 0 | 6 | 0 | 0 | 0 | 0 | 0 | 6 |
| 14 and Under | 1 | 0 | 0 | 0 | 0 | 0 | 3 | 0 | 1 | 0 | 0 | 0 | 5 |
| 15-17 | 3 | 0 | 0 | 0 | 0 | 1 | 5 | 0 | 1 | 2 | 1 | 0 | 13 |
| DUI | 1 | 0 | 0 | 0 | 0 | 0 | 0 | 0 | 2 | 0 | 0 | 0 | 3 |
| 17 and Under | 0 | 0 | 0 | 0 | 0 | 0 | 0 | 0 | 0 | 0 | 0 | 0 | 0 |
| 18-20 | 1 | 0 | 0 | 0 | 0 | 0 | 0 | 0 | 2 | 0 | 0 | 0 | 3 |
| 21 and Over | 0 | 0 | 0 | 0 | 0 | 0 | 0 | 0 | 0 | 0 | 0 | 0 | 0 |
| Open Container | 0 | 0 | 0 | 0 | 0 | 0 | 0 | 0 | 1 | 2 | 0 | 0 | 3 |
| Youthful Offender | 0 | 0 | 0 | 0 | 0 | 0 | 1 | 1 | 0 | 2 | 0 | 0 | 4 |
| Public Intoxication | 0 | 3 | 5 | 5 | 3 | 2 | 1 | 2 | 1 | 2 | 2 | 0 | 26 |
| 17 and Under | 0 | 3 | 2 | 3 | 3 | 0 | 1 | 1 | 0 | 2 | 2 | 0 | 17 |
| 18-20 | 0 | 0 | 3 | 2 | 0 | 2 | 0 | 1 | 1 | 0 | 0 | 0 | 9 |
| 21 and Over | 0 | 0 | 0 | 0 | 0 | 0 | 0 | 0 | 0 | 0 | 0 | 0 | 0 |
| 14 and Under | 0 | 0 | 0 | 0 | 0 | 0 | 0 | 0 | 0 | 0 | 1 | 0 | 1 |
| 15-17 | 0 | 3 | 2 | 3 | 3 | 0 | 1 | 1 | 0 | 2 | 1 | 0 | 16 |
| Minor in Establishment | 0 | 0 | 0 | 0 | 0 | 0 | 0 | 0 | 0 | 0 | 0 | 0 | 0 |
| Furnish to Minor | 0 | 0 | 0 | 1 | 1 | 0 | 0 | 0 | 0 | 0 | 0 | 0 | 2 |
| Sell to Minor | 0 | 0 | 0 | 0 | 0 | 0 | 0 | 0 | 0 | 0 | 7 | 0 | 7 |
| False ID | 0 | 0 | 0 | 0 | 0 | 0 | 0 | 0 | 0 | 0 | 0 | 0 | 0 |
| BAC | | | | | | | | | | | | | |
| PBT | 0 | 0 | 0 | 0 | 0 | 0 | 0.088 | 0.105 | 0.180 | 0.085 | 0.058 | 0 | 0.103 |
| Intoximeter | 0.011 | 0 | 0.103 | 0.077 | 0.172 | 0 | 0.102 | 0.129 | 0.150 | 0.133 | 0 | 0 | 0.110 |
| Refused | 0 | 1 | 0 | 0 | 0 | 1 | 0 | 0 | 0 | 0 | 0 | 0 | 2 |
| Accident Related | 0 | 0 | 0 | 0 | 0 | 0 | 0 | 0 | 0 | 0 | 0 | 0 | 0 |
| Location of Offense | | | | | | | | | | | | | |
| Bar | 0 | 0 | 0 | 1 | 0 | 0 | 0 | 0 | 0 | 0 | 1 | 0 | 2 |
| Other | 0 | 0 | 0 | 1 | 1 | 1 | 0 | 0 | 0 | 0 | 2 | 0 | 5 |

| | | | | | | | | | | | | | |
|------------------------------------|---|---|---|---|---|---|---|---|---|---|---|---|----|
| Park | 0 | 0 | 0 | 0 | 0 | 1 | 3 | 0 | 0 | 0 | 0 | 0 | 4 |
| Parking Lot | 0 | 0 | 4 | 0 | 0 | 0 | 0 | 0 | 1 | 0 | 1 | 0 | 6 |
| Residence | 0 | 1 | 1 | 0 | 0 | 0 | 5 | 0 | 1 | 1 | 0 | 0 | 9 |
| Restaurant | 0 | 0 | 0 | 0 | 1 | 0 | 0 | 0 | 0 | 0 | 4 | 0 | 5 |
| School | 4 | 0 | 0 | 0 | 1 | 1 | 3 | 0 | 1 | 0 | 1 | 0 | 11 |
| Street | 1 | 1 | 0 | 3 | 1 | 0 | 5 | 3 | 2 | 8 | 0 | 0 | 24 |
| Vehicle | 0 | 0 | 0 | 0 | 0 | 0 | 0 | 0 | 0 | 0 | 0 | 0 | 0 |
| Where Minor Obt. Alc. | | | | | | | | | | | | | |
| Bar | 0 | 0 | 0 | 1 | 0 | 0 | 0 | 0 | 0 | 0 | 0 | 0 | 1 |
| Home | 0 | 0 | 1 | 0 | 0 | 0 | 0 | 0 | 0 | 0 | 0 | 0 | 1 |
| Liquor Store | 0 | 0 | 0 | 0 | 0 | 0 | 0 | 0 | 0 | 0 | 0 | 0 | 0 |
| Party | 0 | 0 | 4 | 0 | 0 | 0 | 0 | 0 | 0 | 0 | 0 | 0 | 4 |
| Other Crimes Charged | | | | | | | | | | | | | |
| Felony | 0 | 0 | 0 | 0 | 0 | 0 | 0 | 0 | 0 | 0 | 0 | 0 | 0 |
| Misdemeanor | 0 | 0 | 0 | 0 | 0 | 0 | 2 | 0 | 2 | 2 | 0 | 0 | 6 |
| Assault | 0 | 0 | 0 | 0 | 0 | 1 | 0 | 0 | 0 | 0 | 0 | 0 | 1 |
| Resisting Arrest | 1 | 0 | 0 | 0 | 1 | 0 | 0 | 0 | 0 | 0 | 0 | 0 | 2 |
| Interference | 0 | 0 | 0 | 0 | 0 | 0 | 1 | 0 | 0 | 0 | 0 | 0 | 1 |
| Disturbance | 0 | 0 | 0 | 0 | 0 | 0 | 0 | 0 | 0 | 0 | 0 | 0 | 0 |
| Curfew | 0 | 0 | 0 | 0 | 0 | 0 | 0 | 0 | 0 | 0 | 1 | 0 | 1 |
| Possession of Controlled Substance | 1 | 0 | 0 | 0 | 0 | 0 | 0 | 0 | 1 | 1 | 1 | 0 | 4 |

Douglas PD: January - December 2022

| | Jan. | Feb. | Mar. | Apr. | May | Jun. | July | Aug. | Sept. | Oct. | Nov. | Dec. | Totals & Ave. |
|-------------------------------|------|-------|-------|-------|-----|-------|-------|------|-------|-------|-------|------|---------------|
| Total Arrests | 0 | 1 | 1 | 2 | 7 | 3 | 1 | 1 | 4 | 5 | 3 | 2 | 30 |
| Over 21 | 0 | 0 | 0 | 0 | 0 | 0 | 0 | 0 | 0 | 0 | 0 | 0 | 0 |
| 18-20 | 0 | 1 | 1 | 1 | 5 | 1 | 0 | 1 | 1 | 4 | 3 | 1 | 19 |
| 15-17 | 0 | 0 | 0 | 1 | 2 | 2 | 0 | 0 | 3 | 1 | 0 | 1 | 10 |
| 14 and Under | 0 | 0 | 0 | 0 | 0 | 0 | 1 | 0 | 0 | 0 | 0 | 0 | 1 |
| Age Unknown | 0 | 0 | 0 | 0 | 0 | 0 | 0 | 0 | 0 | 0 | 0 | 0 | 0 |
| Total Cite/Release | 0 | 1 | 1 | 2 | 6 | 3 | 1 | 1 | 3 | 3 | 1 | 1 | 23 |
| Juvenile Cite/Release | 0 | 0 | 0 | 1 | 2 | 2 | 1 | 0 | 3 | 1 | 0 | 1 | 11 |
| Total Arrest/Custody | 0 | 0 | 0 | 0 | 1 | 0 | 0 | 0 | 1 | 2 | 2 | 1 | 7 |
| Juvenile Arrest/Custody | 0 | 0 | 0 | 0 | 0 | 0 | 0 | 0 | 0 | 0 | 0 | 0 | 0 |
| Day of Week | | | | | | | | | | | | | |
| Monday | 0 | 0 | 0 | 0 | 6 | 0 | 0 | 0 | 0 | 0 | 0 | 1 | 7 |
| Tuesday | 0 | 0 | 1 | 0 | 0 | 0 | 0 | 0 | 0 | 0 | 0 | 0 | 1 |
| Wednesday | 0 | 0 | 0 | 1 | 1 | 0 | 0 | 0 | 2 | 0 | 2 | 0 | 6 |
| Thursday | 0 | 1 | 0 | 0 | 0 | 3 | 0 | 0 | 2 | 0 | 0 | 0 | 6 |
| Friday | 0 | 0 | 0 | 0 | 0 | 0 | 0 | 1 | 0 | 0 | 1 | 0 | 2 |
| Saturday | 0 | 0 | 0 | 1 | 0 | 0 | 1 | 0 | 0 | 4 | 0 | 1 | 7 |
| Sunday | 0 | 0 | 0 | 0 | 0 | 0 | 0 | 0 | 0 | 1 | 0 | 0 | 1 |
| Time | | | | | | | | | | | | | |
| 10am-4pm | 0 | 0 | 0 | 0 | 0 | 0 | 0 | 0 | 1 | 3 | 0 | 0 | 4 |
| 4pm-10pm | 0 | 0 | 1 | 0 | 1 | 0 | 1 | 1 | 2 | 0 | 0 | 0 | 6 |
| 10pm-12am | 0 | 0 | 0 | 1 | 0 | 0 | 0 | 0 | 0 | 0 | 3 | 1 | 5 |
| 12am-2am | 0 | 1 | 0 | 1 | 6 | 3 | 0 | 0 | 1 | 0 | 0 | 0 | 12 |
| 2am-4am | 0 | 0 | 0 | 0 | 0 | 0 | 0 | 0 | 0 | 2 | 0 | 0 | 2 |
| 4am-10am | 0 | 0 | 0 | 0 | 0 | 0 | 0 | 0 | 0 | 0 | 0 | 1 | 1 |
| Age and Gender | | | | | | | | | | | | | |
| Female 14 and under | 0 | 0 | 0 | 0 | 0 | 0 | 0 | 0 | 0 | 0 | 0 | 0 | 0 |
| Female 15-17 | 0 | 0 | 0 | 0 | 1 | 2 | 0 | 0 | 1 | 1 | 0 | 0 | 5 |
| Female 18-20 | 0 | 1 | 0 | 0 | 3 | 0 | 0 | 1 | 0 | 1 | 1 | 0 | 7 |
| Female over 21 | 0 | 0 | 0 | 0 | 0 | 0 | 0 | 0 | 0 | 0 | 0 | 0 | 0 |
| Female no age | 0 | 0 | 0 | 0 | 0 | 0 | 0 | 0 | 0 | 0 | 0 | 0 | 0 |
| Male 14 and under | 0 | 0 | 0 | 0 | 0 | 0 | 1 | 0 | 0 | 0 | 0 | 0 | 1 |
| Male 15-17 | 0 | 0 | 0 | 1 | 1 | 0 | 0 | 0 | 2 | 0 | 0 | 1 | 5 |
| Male 18-20 | 0 | 0 | 1 | 1 | 2 | 1 | 0 | 0 | 1 | 3 | 2 | 1 | 12 |
| Male over 21 | 0 | 0 | 0 | 0 | 0 | 0 | 0 | 0 | 0 | 0 | 0 | 0 | 0 |
| Male no age | 0 | 0 | 0 | 0 | 0 | 0 | 0 | 0 | 0 | 0 | 0 | 0 | 0 |
| MIP | 0 | 1 | 1 | 2 | 7 | 3 | 1 | 1 | 2 | 4 | 3 | 2 | 27 |
| 17 and Under | 0 | 0 | 0 | 1 | 2 | 2 | 1 | 0 | 2 | 1 | 0 | 1 | 10 |
| 18-20 | 0 | 1 | 1 | 1 | 5 | 1 | 0 | 1 | 0 | 3 | 3 | 1 | 17 |
| 14 and Under | 0 | 0 | 0 | 0 | 0 | 0 | 1 | 0 | 0 | 0 | 0 | 0 | 1 |
| 15-17 | 0 | 0 | 0 | 1 | 2 | 2 | 0 | 0 | 2 | 1 | 0 | 1 | 9 |
| DUI | 0 | 0 | 0 | 0 | 0 | 0 | 0 | 0 | 0 | 1 | 0 | 0 | 1 |
| 17 and Under | 0 | 0 | 0 | 0 | 0 | 0 | 0 | 0 | 0 | 0 | 0 | 0 | 0 |
| 18-20 | 0 | 0 | 0 | 0 | 0 | 0 | 0 | 0 | 0 | 1 | 0 | 0 | 1 |
| 21 and Over | 0 | 0 | 0 | 0 | 0 | 0 | 0 | 0 | 0 | 0 | 0 | 0 | 0 |
| Open Container | 0 | 0 | 0 | 0 | 0 | 0 | 0 | 0 | 0 | 0 | 0 | 0 | 0 |
| Youthful Offender | 0 | 0 | 0 | 0 | 0 | 0 | 0 | 0 | 1 | 0 | 0 | 0 | 1 |
| Public Intoxication | 0 | 0 | 0 | 0 | 0 | 0 | 0 | 0 | 0 | 0 | 0 | 0 | 0 |
| 17 and Under | 0 | 0 | 0 | 0 | 0 | 0 | 0 | 0 | 0 | 0 | 0 | 0 | 0 |
| 18-20 | 0 | 0 | 0 | 0 | 0 | 0 | 0 | 0 | 0 | 0 | 0 | 0 | 0 |
| 21 and Over | 0 | 0 | 0 | 0 | 0 | 0 | 0 | 0 | 0 | 0 | 0 | 0 | 0 |
| 14 and Under | 0 | 0 | 0 | 0 | 0 | 0 | 0 | 0 | 0 | 0 | 0 | 0 | 0 |
| 15-17 | 0 | 0 | 0 | 0 | 0 | 0 | 0 | 0 | 0 | 0 | 0 | 0 | 0 |
| Minor in Establishment | 0 | 0 | 0 | 0 | 0 | 0 | 0 | 0 | 0 | 0 | 0 | 0 | 0 |
| Furnish to Minor | 0 | 0 | 0 | 0 | 0 | 0 | 0 | 0 | 0 | 0 | 0 | 0 | 0 |
| Sell to Minor | 0 | 0 | 0 | 0 | 0 | 0 | 0 | 0 | 0 | 0 | 0 | 0 | 0 |
| False ID | 0 | 0 | 0 | 0 | 0 | 0 | 0 | 0 | 0 | 0 | 0 | 0 | 0 |
| BAC | | | | | | | | | | | | | |
| PBT | 0 | 0.047 | 0.070 | 0.134 | 0 | 0.245 | 0.210 | 0 | 0.092 | 0.095 | 0.112 | 0 | 0.126 |
| Intoximeter | 0 | 0 | 0 | 0 | 0 | 0 | 0 | 0 | 0 | 0.130 | 0 | 0 | 0.130 |
| Refused | 0 | 0 | 0 | 0 | 0 | 0 | 0 | 0 | 0 | 0 | 0 | 1 | 1 |
| Accident Related | 0 | 0 | 0 | 0 | 0 | 0 | 0 | 0 | 0 | 0 | 0 | 0 | 0 |
| Location of Offense | | | | | | | | | | | | | |
| Bar | 0 | 0 | 0 | 1 | 0 | 0 | 0 | 0 | 0 | 0 | 0 | 0 | 1 |
| Other | 0 | 0 | 0 | 0 | 0 | 0 | 0 | 1 | 1 | 1 | 0 | 0 | 3 |
| Park | 0 | 0 | 0 | 0 | 0 | 0 | 0 | 0 | 0 | 0 | 0 | 0 | 0 |

| | | | | | | | | | | | | | |
|------------------------------------|---|---|---|---|---|---|---|---|---|---|---|---|----|
| Parking Lot | 0 | 0 | 0 | 0 | 0 | 3 | 0 | 0 | 0 | 0 | 0 | 0 | 3 |
| Residence | 0 | 1 | 1 | 0 | 7 | 0 | 1 | 0 | 0 | 3 | 2 | 1 | 16 |
| Restaurant | 0 | 0 | 0 | 0 | 0 | 0 | 0 | 0 | 0 | 0 | 0 | 0 | 0 |
| School | 0 | 0 | 0 | 1 | 0 | 0 | 0 | 0 | 0 | 0 | 0 | 0 | 1 |
| Street | 0 | 0 | 0 | 0 | 0 | 0 | 0 | 0 | 3 | 1 | 1 | 0 | 5 |
| Vehicle | 0 | 0 | 0 | 0 | 0 | 0 | 0 | 0 | 0 | 0 | 0 | 1 | 1 |
| Where Minor Obt. Alc. | | | | | | | | | | | | | |
| Bar | 0 | 0 | 0 | 0 | 0 | 0 | 0 | 0 | 0 | 0 | 0 | 0 | 0 |
| Home | 0 | 0 | 0 | 0 | 0 | 0 | 0 | 0 | 0 | 0 | 0 | 1 | 1 |
| Liquor Store | 0 | 0 | 0 | 0 | 0 | 0 | 0 | 0 | 0 | 0 | 0 | 0 | 0 |
| Party | 0 | 0 | 0 | 0 | 0 | 0 | 0 | 0 | 0 | 0 | 0 | 0 | 0 |
| Other Crimes Charged | | | | | | | | | | | | | |
| Felony | 0 | 0 | 0 | 0 | 0 | 0 | 0 | 0 | 0 | 0 | 0 | 0 | 0 |
| Misdemeanor | 0 | 0 | 1 | 2 | 0 | 0 | 0 | 0 | 2 | 3 | 3 | 2 | 13 |
| Assault | 0 | 0 | 0 | 0 | 0 | 0 | 0 | 0 | 0 | 0 | 0 | 0 | 0 |
| Resisting Arrest | 0 | 0 | 0 | 0 | 0 | 0 | 0 | 0 | 0 | 0 | 0 | 0 | 0 |
| Interference | 0 | 0 | 0 | 0 | 0 | 0 | 0 | 0 | 0 | 0 | 0 | 0 | 0 |
| Disturbance | 0 | 0 | 0 | 0 | 0 | 0 | 1 | 0 | 0 | 0 | 0 | 0 | 1 |
| Curfew | 0 | 0 | 0 | 0 | 0 | 0 | 0 | 0 | 0 | 0 | 0 | 0 | 0 |
| Possession of Controlled Substance | 0 | 0 | 0 | 0 | 0 | 0 | 0 | 0 | 0 | 0 | 0 | 0 | 0 |

Evanston: January - December 2022

| | Jan. | Feb. | Mar. | Apr. | May | Jun. | July | Aug. | Sept. | Oct. | Nov. | Dec. | Totals & Ave. |
|-------------------------------|-------|------|------|-------|-------|------|-------|------|-------|-------|------|-------|------------------|
| Total Arrests | 2 | 0 | 0 | 6 | 4 | 0 | 4 | 0 | 1 | 1 | 1 | 1 | 20 |
| Over 21 | 0 | 0 | 0 | 1 | 2 | 0 | 2 | 0 | 0 | 0 | 1 | 0 | 6 |
| 18-20 | 2 | 0 | 0 | 5 | 1 | 0 | 1 | 0 | 1 | 1 | 0 | 1 | 12 |
| 15-17 | 0 | 0 | 0 | 0 | 1 | 0 | 0 | 0 | 0 | 0 | 0 | 0 | 1 |
| 14 and Under | 0 | 0 | 0 | 0 | 0 | 0 | 1 | 0 | 0 | 0 | 0 | 0 | 1 |
| Age Unknown | 0 | 0 | 0 | 0 | 0 | 0 | 0 | 0 | 0 | 0 | 0 | 0 | 0 |
| Total Cite/Release | 1 | 0 | 0 | 5 | 4 | 0 | 3 | 0 | 1 | 1 | 1 | 1 | 17 |
| Juvenile Cite/Release | 0 | 0 | 0 | 0 | 1 | 0 | 1 | 0 | 0 | 0 | 0 | 0 | 2 |
| Total Arrest/Custody | 1 | 0 | 0 | 1 | 0 | 0 | 1 | 0 | 0 | 0 | 0 | 0 | 3 |
| Juvenile Arrest/Custody | 0 | 0 | 0 | 0 | 0 | 0 | 0 | 0 | 0 | 0 | 0 | 0 | 0 |
| Day of Week | | | | | | | | | | | | | |
| Monday | 0 | 0 | 0 | 0 | 0 | 0 | 3 | 0 | 1 | 0 | 0 | 0 | 4 |
| Tuesday | 0 | 0 | 0 | 0 | 0 | 0 | 1 | 0 | 0 | 0 | 0 | 0 | 1 |
| Wednesday | 0 | 0 | 0 | 0 | 0 | 0 | 0 | 0 | 0 | 1 | 0 | 0 | 1 |
| Thursday | 0 | 0 | 0 | 0 | 0 | 0 | 0 | 0 | 0 | 0 | 0 | 0 | 0 |
| Friday | 0 | 0 | 0 | 0 | 2 | 0 | 0 | 0 | 0 | 0 | 1 | 0 | 3 |
| Saturday | 1 | 0 | 0 | 2 | 0 | 0 | 0 | 0 | 0 | 0 | 0 | 1 | 4 |
| Sunday | 1 | 0 | 0 | 4 | 2 | 0 | 0 | 0 | 0 | 0 | 0 | 0 | 7 |
| Time | | | | | | | | | | | | | |
| 10am-4pm | 0 | 0 | 0 | 1 | 0 | 0 | 0 | 0 | 0 | 0 | 0 | 0 | 1 |
| 4pm-10pm | 0 | 0 | 0 | 0 | 2 | 0 | 0 | 0 | 0 | 0 | 1 | 0 | 3 |
| 10pm-12am | 0 | 0 | 0 | 0 | 0 | 0 | 1 | 0 | 0 | 1 | 0 | 0 | 2 |
| 12am-2am | 2 | 0 | 0 | 1 | 2 | 0 | 0 | 0 | 1 | 0 | 0 | 0 | 6 |
| 2am-4am | 0 | 0 | 0 | 0 | 0 | 0 | 0 | 0 | 0 | 0 | 0 | 1 | 1 |
| 4am-10am | 0 | 0 | 0 | 4 | 0 | 0 | 3 | 0 | 0 | 0 | 0 | 0 | 7 |
| Age and Gender | | | | | | | | | | | | | |
| Female 14 and under | 0 | 0 | 0 | 0 | 0 | 0 | 0 | 0 | 0 | 0 | 0 | 0 | 0 |
| Female 15-17 | 0 | 0 | 0 | 0 | 0 | 0 | 0 | 0 | 0 | 0 | 0 | 0 | 0 |
| Female 18-20 | 0 | 0 | 0 | 3 | 1 | 0 | 0 | 0 | 1 | 1 | 0 | 1 | 7 |
| Female over 21 | 0 | 0 | 0 | 0 | 0 | 0 | 1 | 0 | 0 | 0 | 1 | 0 | 2 |
| Female no age | 0 | 0 | 0 | 0 | 0 | 0 | 0 | 0 | 0 | 0 | 0 | 0 | 0 |
| Male 14 and under | 0 | 0 | 0 | 0 | 0 | 0 | 1 | 0 | 0 | 0 | 0 | 0 | 1 |
| Male 15-17 | 0 | 0 | 0 | 0 | 1 | 0 | 0 | 0 | 0 | 0 | 0 | 0 | 1 |
| Male 18-20 | 2 | 0 | 0 | 2 | 0 | 0 | 1 | 0 | 0 | 0 | 0 | 0 | 5 |
| Male over 21 | 0 | 0 | 0 | 1 | 2 | 0 | 1 | 0 | 0 | 0 | 0 | 0 | 4 |
| Male no age | 0 | 0 | 0 | 0 | 0 | 0 | 0 | 0 | 0 | 0 | 0 | 0 | 0 |
| MIP | 1 | 0 | 0 | 4 | 2 | 0 | 2 | 0 | 1 | 1 | 0 | 1 | 12 |
| 17 and Under | 0 | 0 | 0 | 0 | 1 | 0 | 1 | 0 | 0 | 0 | 0 | 0 | 2 |
| 18-20 | 1 | 0 | 0 | 4 | 1 | 0 | 1 | 0 | 1 | 1 | 0 | 1 | 10 |
| 14 and Under | 0 | 0 | 0 | 0 | 0 | 0 | 1 | 0 | 0 | 0 | 0 | 0 | 1 |
| 15-17 | 0 | 0 | 0 | 0 | 1 | 0 | 0 | 0 | 0 | 0 | 0 | 0 | 1 |
| DUI | 1 | 0 | 0 | 1 | 0 | 0 | 0 | 0 | 0 | 0 | 0 | 0 | 2 |
| 17 and Under | 0 | 0 | 0 | 0 | 0 | 0 | 0 | 0 | 0 | 0 | 0 | 0 | 0 |
| 18-20 | 1 | 0 | 0 | 1 | 0 | 0 | 0 | 0 | 0 | 0 | 0 | 0 | 2 |
| 21 and Over | 0 | 0 | 0 | 0 | 0 | 0 | 0 | 0 | 0 | 0 | 0 | 0 | 0 |
| Open Container | 0 | 0 | 0 | 0 | 0 | 0 | 0 | 0 | 0 | 0 | 0 | 0 | 0 |
| Youthful Offender | 0 | 0 | 0 | 1 | 0 | 0 | 0 | 0 | 0 | 0 | 0 | 0 | 1 |
| Public Intoxication | 0 | 0 | 0 | 0 | 0 | 0 | 0 | 0 | 0 | 0 | 0 | 0 | 0 |
| 17 and Under | 0 | 0 | 0 | 0 | 0 | 0 | 0 | 0 | 0 | 0 | 0 | 0 | 0 |
| 18-20 | 0 | 0 | 0 | 0 | 0 | 0 | 0 | 0 | 0 | 0 | 0 | 0 | 0 |
| 21 and Over | 0 | 0 | 0 | 0 | 0 | 0 | 0 | 0 | 0 | 0 | 0 | 0 | 0 |
| 14 and Under | 0 | 0 | 0 | 0 | 0 | 0 | 0 | 0 | 0 | 0 | 0 | 0 | 0 |
| 15-17 | 0 | 0 | 0 | 0 | 0 | 0 | 0 | 0 | 0 | 0 | 0 | 0 | 0 |
| Minor in Establishment | 0 | 0 | 0 | 0 | 0 | 0 | 0 | 0 | 0 | 1 | 0 | 0 | 1 |
| Furnish to Minor | 0 | 0 | 0 | 1 | 0 | 0 | 2 | 0 | 0 | 0 | 0 | 0 | 3 |
| Sell to Minor | 0 | 0 | 0 | 0 | 2 | 0 | 0 | 0 | 0 | 0 | 1 | 0 | 3 |
| False ID | 0 | 0 | 0 | 0 | 0 | 0 | 0 | 0 | 0 | 0 | 0 | 0 | 0 |
| BAC | | | | | | | | | | | | | |
| PBT | 0.126 | 0 | 0 | 0.082 | 0.070 | 0 | 0.116 | 0 | 0 | 0.092 | 0 | 0.030 | 0.086 |
| Intoximeter | 0.078 | 0 | 0 | 0.122 | 0 | 0 | 0 | 0 | 0 | 0 | 0 | 0 | 0.100 |
| Refused | 0 | 0 | 0 | 0 | 0 | 0 | 0 | 0 | 0 | 0 | 0 | 0 | 0 |
| Accident Related | 0 | 0 | 0 | 0 | 0 | 0 | 0 | 0 | 0 | 0 | 0 | 0 | 0 |
| Location of Offense | | | | | | | | | | | | | |
| Bar | 0 | 0 | 0 | 0 | 1 | 0 | 0 | 0 | 0 | 1 | 0 | 0 | 2 |
| Other | 1 | 0 | 0 | 0 | 1 | 0 | 1 | 0 | 0 | 0 | 1 | 0 | 4 |
| Park | 0 | 0 | 0 | 0 | 0 | 0 | 0 | 0 | 0 | 0 | 0 | 0 | 0 |
| Parking Lot | 0 | 0 | 0 | 0 | 0 | 0 | 0 | 0 | 0 | 0 | 0 | 0 | 0 |

| | | | | | | | | | | | | | |
|------------------------------------|---|---|---|---|---|---|---|---|---|---|---|---|----|
| Residence | 0 | 0 | 0 | 5 | 2 | 0 | 3 | 0 | 0 | 0 | 0 | 0 | 10 |
| Restaurant | 0 | 0 | 0 | 0 | 0 | 0 | 0 | 0 | 0 | 0 | 0 | 0 | 0 |
| School | 0 | 0 | 0 | 0 | 0 | 0 | 0 | 0 | 0 | 0 | 0 | 0 | 0 |
| Street | 1 | 0 | 0 | 1 | 0 | 0 | 0 | 0 | 1 | 0 | 0 | 1 | 4 |
| Vehicle | 0 | 0 | 0 | 0 | 0 | 0 | 0 | 0 | 0 | 0 | 0 | 0 | 0 |
| Where Minor Obt. Alc. | | | | | | | | | | | | | |
| Bar | 0 | 0 | 0 | 0 | 0 | 0 | 0 | 0 | 0 | 0 | 0 | 0 | 0 |
| Home | 0 | 0 | 0 | 1 | 0 | 0 | 1 | 0 | 0 | 0 | 0 | 0 | 2 |
| Liquor Store | 0 | 0 | 0 | 1 | 0 | 0 | 0 | 0 | 0 | 0 | 0 | 0 | 1 |
| Party | 2 | 0 | 0 | 3 | 2 | 0 | 3 | 0 | 0 | 0 | 0 | 1 | 11 |
| Other Crimes Charged | | | | | | | | | | | | | |
| Felony | 0 | 0 | 0 | 0 | 0 | 0 | 0 | 0 | 0 | 0 | 0 | 0 | 0 |
| Misdemeanor | 0 | 0 | 0 | 1 | 1 | 0 | 1 | 0 | 1 | 0 | 0 | 1 | 5 |
| Assault | 1 | 0 | 0 | 0 | 0 | 0 | 0 | 0 | 0 | 0 | 0 | 0 | 1 |
| Resisting Arrest | 0 | 0 | 0 | 0 | 0 | 0 | 0 | 0 | 0 | 0 | 0 | 0 | 0 |
| Interference | 0 | 0 | 0 | 0 | 0 | 0 | 0 | 0 | 0 | 0 | 0 | 0 | 0 |
| Disturbance | 0 | 0 | 0 | 0 | 0 | 0 | 0 | 0 | 0 | 0 | 0 | 0 | 0 |
| Curfew | 0 | 0 | 0 | 0 | 0 | 0 | 0 | 0 | 0 | 0 | 0 | 0 | 0 |
| Possession of Controlled Substance | 0 | 0 | 0 | 0 | 0 | 0 | 0 | 0 | 0 | 0 | 0 | 0 | 0 |

Gillette PD: January - December 2022

| | Jan. | Feb. | Mar. | Apr. | May | Jun. | July | Aug. | Sept. | Oct. | Nov. | Dec. | Totals & Ave. |
|-----------------------------|-------|-------|-------|-------|-------|-------|-------|-------|-------|-------|-------|------|---------------|
| Total Arrests | 6 | 12 | 16 | 6 | 16 | 15 | 19 | 6 | 14 | 19 | 6 | 4 | 139 |
| Over 21 | 0 | 0 | 0 | 0 | 0 | 0 | 0 | 0 | 0 | 0 | 0 | 0 | 0 |
| 18-20 | 4 | 9 | 9 | 6 | 10 | 11 | 19 | 4 | 11 | 13 | 5 | 4 | 105 |
| 15-17 | 2 | 3 | 7 | 0 | 6 | 4 | 0 | 2 | 2 | 6 | 1 | 0 | 33 |
| 14 and Under | 0 | 0 | 0 | 0 | 0 | 0 | 0 | 0 | 1 | 0 | 0 | 0 | 1 |
| Age Unknown | 0 | 0 | 0 | 0 | 0 | 0 | 0 | 0 | 0 | 0 | 0 | 0 | 0 |
| Total Cite/Release | 5 | 11 | 14 | 4 | 15 | 13 | 19 | 3 | 13 | 19 | 4 | 1 | 121 |
| Juvenile Cite/Release | 2 | 3 | 6 | 0 | 6 | 4 | 0 | 1 | 3 | 6 | 0 | 0 | 31 |
| Total Arrest/Custody | 1 | 1 | 2 | 2 | 1 | 2 | 0 | 3 | 1 | 0 | 2 | 3 | 18 |
| Juvenile Arrest/Custody | 0 | 0 | 1 | 0 | 0 | 0 | 0 | 1 | 0 | 0 | 1 | 0 | 3 |
| Day of Week | | | | | | | | | | | | | |
| Monday | 1 | 1 | 0 | 1 | 1 | 0 | 0 | 0 | 0 | 0 | 0 | 0 | 4 |
| Tuesday | 0 | 1 | 3 | 1 | 5 | 3 | 0 | 3 | 0 | 1 | 0 | 1 | 18 |
| Wednesday | 0 | 2 | 1 | 0 | 0 | 0 | 1 | 2 | 0 | 0 | 0 | 1 | 7 |
| Thursday | 0 | 2 | 1 | 0 | 1 | 2 | 1 | 0 | 3 | 0 | 2 | 1 | 13 |
| Friday | 0 | 3 | 3 | 0 | 1 | 2 | 6 | 0 | 0 | 10 | 1 | 0 | 26 |
| Saturday | 5 | 1 | 5 | 3 | 2 | 8 | 5 | 1 | 11 | 8 | 2 | 1 | 52 |
| Sunday | 0 | 2 | 3 | 1 | 6 | 0 | 6 | 0 | 0 | 0 | 1 | 0 | 19 |
| Time | | | | | | | | | | | | | |
| 10am-4pm | 1 | 2 | 0 | 0 | 0 | 2 | 0 | 1 | 0 | 1 | 0 | 1 | 8 |
| 4pm-10pm | 2 | 1 | 4 | 0 | 0 | 1 | 3 | 0 | 0 | 0 | 1 | 0 | 12 |
| 10pm-12am | 0 | 2 | 5 | 1 | 1 | 5 | 0 | 3 | 0 | 17 | 0 | 2 | 36 |
| 12am-2am | 3 | 5 | 1 | 0 | 5 | 2 | 12 | 0 | 9 | 0 | 3 | 1 | 41 |
| 2am-4am | 0 | 0 | 3 | 3 | 7 | 4 | 2 | 2 | 5 | 0 | 1 | 0 | 27 |
| 4am-10am | 0 | 2 | 3 | 2 | 3 | 1 | 2 | 0 | 0 | 1 | 1 | 0 | 15 |
| Age and Gender | | | | | | | | | | | | | |
| Female 14 and under | 0 | 0 | 0 | 0 | 0 | 0 | 0 | 0 | 0 | 0 | 0 | 0 | 0 |
| Female 15-17 | 0 | 1 | 2 | 0 | 2 | 4 | 0 | 2 | 2 | 2 | 0 | 0 | 15 |
| Female 18-20 | 0 | 3 | 3 | 0 | 3 | 2 | 3 | 2 | 0 | 1 | 0 | 1 | 18 |
| Female over 21 | 0 | 0 | 0 | 0 | 0 | 0 | 0 | 0 | 0 | 0 | 0 | 0 | 0 |
| Female no age | 0 | 0 | 0 | 0 | 0 | 0 | 0 | 0 | 0 | 0 | 0 | 0 | 0 |
| Male 14 and under | 0 | 0 | 0 | 0 | 0 | 0 | 0 | 0 | 1 | 0 | 0 | 0 | 1 |
| Male 15-17 | 2 | 2 | 5 | 0 | 4 | 0 | 0 | 0 | 0 | 4 | 1 | 0 | 18 |
| Male 18-20 | 4 | 6 | 6 | 6 | 7 | 9 | 16 | 2 | 11 | 12 | 5 | 3 | 87 |
| Male over 21 | 0 | 0 | 0 | 0 | 0 | 0 | 0 | 0 | 0 | 0 | 0 | 0 | 0 |
| Male no age | 0 | 0 | 0 | 0 | 0 | 0 | 0 | 0 | 0 | 0 | 0 | 0 | 0 |
| MIP | 5 | 8 | 14 | 5 | 14 | 13 | 18 | 6 | 14 | 19 | 5 | 3 | 124 |
| 17 and Under | 2 | 2 | 6 | 0 | 6 | 4 | 0 | 2 | 3 | 6 | 1 | 0 | 32 |
| 18-20 | 3 | 6 | 8 | 5 | 8 | 9 | 18 | 4 | 11 | 13 | 4 | 3 | 92 |
| 14 and Under | 0 | 0 | 0 | 0 | 0 | 0 | 0 | 0 | 1 | 0 | 0 | 0 | 1 |
| 15-17 | 2 | 2 | 6 | 0 | 6 | 4 | 0 | 2 | 2 | 6 | 1 | 0 | 31 |
| DUI | 1 | 3 | 2 | 1 | 1 | 2 | 1 | 3 | 1 | 0 | 1 | 2 | 18 |
| 17 and Under | 0 | 1 | 1 | 0 | 0 | 0 | 0 | 1 | 0 | 0 | 1 | 0 | 4 |
| 18-20 | 1 | 2 | 1 | 1 | 1 | 2 | 1 | 2 | 1 | 0 | 0 | 2 | 14 |
| 21 and Over | 0 | 0 | 0 | 0 | 0 | 0 | 0 | 0 | 0 | 0 | 0 | 0 | 0 |
| Open Container | 0 | 0 | 0 | 0 | 0 | 0 | 0 | 0 | 0 | 0 | 0 | 0 | 0 |
| Youthful Offender | 0 | 0 | 0 | 0 | 0 | 0 | 0 | 0 | 0 | 0 | 0 | 0 | 0 |
| Public Intoxication | 0 | 0 | 0 | 0 | 0 | 0 | 0 | 0 | 0 | 0 | 0 | 0 | 0 |
| 17 and Under | 0 | 0 | 0 | 0 | 0 | 0 | 0 | 0 | 0 | 0 | 0 | 0 | 0 |
| 18-20 | 0 | 0 | 0 | 0 | 0 | 0 | 0 | 0 | 0 | 0 | 0 | 0 | 0 |
| 21 and Over | 0 | 0 | 0 | 0 | 0 | 0 | 0 | 0 | 0 | 0 | 0 | 0 | 0 |
| 14 and Under | 0 | 0 | 0 | 0 | 0 | 0 | 0 | 0 | 0 | 0 | 0 | 0 | 0 |
| 15-17 | 0 | 0 | 0 | 0 | 0 | 0 | 0 | 0 | 0 | 0 | 0 | 0 | 0 |
| Minor in Establishment | 0 | 0 | 0 | 0 | 3 | 0 | 0 | 0 | 0 | 0 | 1 | 0 | 4 |
| Furnish to Minor | 0 | 0 | 0 | 0 | 0 | 0 | 0 | 0 | 0 | 0 | 0 | 0 | 0 |
| Sell to Minor | 0 | 0 | 0 | 0 | 0 | 0 | 0 | 0 | 0 | 0 | 0 | 0 | 0 |
| False ID | 0 | 1 | 0 | 0 | 0 | 0 | 0 | 0 | 0 | 0 | 0 | 0 | 1 |
| BAC | | | | | | | | | | | | | |
| PBT | 0.169 | 0.093 | 0.058 | 0.041 | 0.051 | 0.068 | 0.109 | 0.081 | 0.120 | 0.092 | 0.126 | 0 | 0.092 |
| Intoximeter | 0 | 0 | 0 | 0 | 0 | 0 | 0 | 0 | 0 | 0 | 0 | 0 | 0 |
| Refused | 2 | 2 | 0 | 1 | 0 | 1 | 4 | 3 | 0 | 3 | 1 | 2 | 19 |
| Accident Related | 0 | 0 | 0 | 0 | 0 | 0 | 0 | 0 | 0 | 0 | 0 | 0 | 0 |
| Location of Offense | | | | | | | | | | | | | |
| Bar | 0 | 0 | 0 | 0 | 3 | 1 | 0 | 0 | 0 | 0 | 1 | 0 | 5 |
| Other | 0 | 2 | 0 | 0 | 0 | 1 | 6 | 2 | 2 | 0 | 1 | 1 | 15 |

| | | | | | | | | | | | | | |
|------------------------------------|---|---|---|---|---|---|----|---|----|----|---|---|----|
| Park | 0 | 0 | 0 | 0 | 0 | 0 | 0 | 0 | 0 | 0 | 0 | 0 | 0 |
| Parking Lot | 0 | 0 | 9 | 0 | 3 | 3 | 0 | 0 | 0 | 0 | 0 | 0 | 15 |
| Residence | 2 | 2 | 5 | 4 | 6 | 6 | 10 | 0 | 11 | 18 | 3 | 1 | 68 |
| Restaurant | 0 | 0 | 0 | 0 | 0 | 0 | 0 | 0 | 0 | 0 | 0 | 0 | 0 |
| School | 0 | 1 | 0 | 0 | 0 | 0 | 0 | 0 | 0 | 0 | 0 | 0 | 1 |
| Street | 4 | 7 | 2 | 2 | 4 | 4 | 2 | 4 | 1 | 0 | 1 | 2 | 33 |
| Vehicle | 0 | 0 | 0 | 0 | 0 | 0 | 0 | 0 | 0 | 0 | 0 | 0 | 0 |
| Where Minor Obt. Alc. | | | | | | | | | | | | | |
| Bar | 0 | 0 | 0 | 0 | 0 | 0 | 0 | 0 | 0 | 0 | 0 | 0 | 0 |
| Home | 0 | 0 | 0 | 0 | 0 | 0 | 0 | 0 | 0 | 0 | 0 | 0 | 0 |
| Liquor Store | 0 | 0 | 0 | 0 | 0 | 0 | 0 | 0 | 0 | 0 | 0 | 0 | 0 |
| Party | 0 | 0 | 0 | 0 | 0 | 0 | 0 | 0 | 0 | 0 | 0 | 0 | 0 |
| Other Crimes Charged | | | | | | | | | | | | | |
| Felony | 0 | 0 | 0 | 0 | 0 | 0 | 0 | 0 | 0 | 0 | 0 | 0 | 0 |
| Misdemeanor | 3 | 2 | 2 | 1 | 1 | 2 | 1 | 2 | 3 | 0 | 1 | 2 | 20 |
| Assault | 0 | 0 | 0 | 0 | 0 | 0 | 0 | 0 | 0 | 0 | 1 | 0 | 1 |
| Resisting Arrest | 0 | 0 | 0 | 0 | 0 | 0 | 0 | 0 | 0 | 0 | 0 | 0 | 0 |
| Interference | 0 | 0 | 0 | 0 | 0 | 2 | 0 | 0 | 1 | 0 | 0 | 0 | 3 |
| Disturbance | 0 | 0 | 0 | 0 | 0 | 0 | 0 | 0 | 0 | 0 | 0 | 0 | 0 |
| Curfew | 0 | 0 | 0 | 0 | 0 | 0 | 0 | 0 | 0 | 0 | 0 | 0 | 0 |
| Possession of Controlled Substance | 0 | 0 | 0 | 1 | 0 | 0 | 3 | 0 | 1 | 0 | 1 | 1 | 7 |

Hanna Marshal: January - December 2022

| | Jan. | Feb. | Mar. | Apr. | May | Jun. | July | Aug. | Sept. | Oct. | Nov. | Dec. | Totals & Ave. |
|-------------------------------|------|------|------|------|-----|------|------|------|-------|------|------|------|---------------|
| Total Arrests | 0 | 0 | 0 | 0 | 0 | 0 | 0 | 0 | 0 | 0 | 0 | 0 | 0 |
| Over 21 | 0 | 0 | 0 | 0 | 0 | 0 | 0 | 0 | 0 | 0 | 0 | 0 | 0 |
| 18-20 | 0 | 0 | 0 | 0 | 0 | 0 | 0 | 0 | 0 | 0 | 0 | 0 | 0 |
| 15-17 | 0 | 0 | 0 | 0 | 0 | 0 | 0 | 0 | 0 | 0 | 0 | 0 | 0 |
| 14 and Under | 0 | 0 | 0 | 0 | 0 | 0 | 0 | 0 | 0 | 0 | 0 | 0 | 0 |
| Age Unknown | 0 | 0 | 0 | 0 | 0 | 0 | 0 | 0 | 0 | 0 | 0 | 0 | 0 |
| Total Cite/Release | 0 | 0 | 0 | 0 | 0 | 0 | 0 | 0 | 0 | 0 | 0 | 0 | 0 |
| Juvenile Cite/Release | 0 | 0 | 0 | 0 | 0 | 0 | 0 | 0 | 0 | 0 | 0 | 0 | 0 |
| Total Arrest/Custody | 0 | 0 | 0 | 0 | 0 | 0 | 0 | 0 | 0 | 0 | 0 | 0 | 0 |
| Juvenile Arrest/Custody | 0 | 0 | 0 | 0 | 0 | 0 | 0 | 0 | 0 | 0 | 0 | 0 | 0 |
| Day of Week | | | | | | | | | | | | | |
| Monday | 0 | 0 | 0 | 0 | 0 | 0 | 0 | 0 | 0 | 0 | 0 | 0 | 0 |
| Tuesday | 0 | 0 | 0 | 0 | 0 | 0 | 0 | 0 | 0 | 0 | 0 | 0 | 0 |
| Wednesday | 0 | 0 | 0 | 0 | 0 | 0 | 0 | 0 | 0 | 0 | 0 | 0 | 0 |
| Thursday | 0 | 0 | 0 | 0 | 0 | 0 | 0 | 0 | 0 | 0 | 0 | 0 | 0 |
| Friday | 0 | 0 | 0 | 0 | 0 | 0 | 0 | 0 | 0 | 0 | 0 | 0 | 0 |
| Saturday | 0 | 0 | 0 | 0 | 0 | 0 | 0 | 0 | 0 | 0 | 0 | 0 | 0 |
| Sunday | 0 | 0 | 0 | 0 | 0 | 0 | 0 | 0 | 0 | 0 | 0 | 0 | 0 |
| Time | | | | | | | | | | | | | |
| 10am-4pm | 0 | 0 | 0 | 0 | 0 | 0 | 0 | 0 | 0 | 0 | 0 | 0 | 0 |
| 4pm-10pm | 0 | 0 | 0 | 0 | 0 | 0 | 0 | 0 | 0 | 0 | 0 | 0 | 0 |
| 10pm-12am | 0 | 0 | 0 | 0 | 0 | 0 | 0 | 0 | 0 | 0 | 0 | 0 | 0 |
| 12am-2am | 0 | 0 | 0 | 0 | 0 | 0 | 0 | 0 | 0 | 0 | 0 | 0 | 0 |
| 2am-4am | 0 | 0 | 0 | 0 | 0 | 0 | 0 | 0 | 0 | 0 | 0 | 0 | 0 |
| 4am-10am | 0 | 0 | 0 | 0 | 0 | 0 | 0 | 0 | 0 | 0 | 0 | 0 | 0 |
| Age and Gender | | | | | | | | | | | | | |
| Female 14 and under | 0 | 0 | 0 | 0 | 0 | 0 | 0 | 0 | 0 | 0 | 0 | 0 | 0 |
| Female 15-17 | 0 | 0 | 0 | 0 | 0 | 0 | 0 | 0 | 0 | 0 | 0 | 0 | 0 |
| Female 18-20 | 0 | 0 | 0 | 0 | 0 | 0 | 0 | 0 | 0 | 0 | 0 | 0 | 0 |
| Female over 21 | 0 | 0 | 0 | 0 | 0 | 0 | 0 | 0 | 0 | 0 | 0 | 0 | 0 |
| Female no age | 0 | 0 | 0 | 0 | 0 | 0 | 0 | 0 | 0 | 0 | 0 | 0 | 0 |
| Male 14 and under | 0 | 0 | 0 | 0 | 0 | 0 | 0 | 0 | 0 | 0 | 0 | 0 | 0 |
| Male 15-17 | 0 | 0 | 0 | 0 | 0 | 0 | 0 | 0 | 0 | 0 | 0 | 0 | 0 |
| Male 18-20 | 0 | 0 | 0 | 0 | 0 | 0 | 0 | 0 | 0 | 0 | 0 | 0 | 0 |
| Male over 21 | 0 | 0 | 0 | 0 | 0 | 0 | 0 | 0 | 0 | 0 | 0 | 0 | 0 |
| Male no age | 0 | 0 | 0 | 0 | 0 | 0 | 0 | 0 | 0 | 0 | 0 | 0 | 0 |
| MIP | 0 | 0 | 0 | 0 | 0 | 0 | 0 | 0 | 0 | 0 | 0 | 0 | 0 |
| 17 and Under | 0 | 0 | 0 | 0 | 0 | 0 | 0 | 0 | 0 | 0 | 0 | 0 | 0 |
| 18-20 | 0 | 0 | 0 | 0 | 0 | 0 | 0 | 0 | 0 | 0 | 0 | 0 | 0 |
| 14 and Under | 0 | 0 | 0 | 0 | 0 | 0 | 0 | 0 | 0 | 0 | 0 | 0 | 0 |
| 15-17 | 0 | 0 | 0 | 0 | 0 | 0 | 0 | 0 | 0 | 0 | 0 | 0 | 0 |
| DUI | 0 | 0 | 0 | 0 | 0 | 0 | 0 | 0 | 0 | 0 | 0 | 0 | 0 |
| 17 and Under | 0 | 0 | 0 | 0 | 0 | 0 | 0 | 0 | 0 | 0 | 0 | 0 | 0 |
| 18-20 | 0 | 0 | 0 | 0 | 0 | 0 | 0 | 0 | 0 | 0 | 0 | 0 | 0 |
| 21 and Over | 0 | 0 | 0 | 0 | 0 | 0 | 0 | 0 | 0 | 0 | 0 | 0 | 0 |
| Open Container | 0 | 0 | 0 | 0 | 0 | 0 | 0 | 0 | 0 | 0 | 0 | 0 | 0 |
| Youthful Offender | 0 | 0 | 0 | 0 | 0 | 0 | 0 | 0 | 0 | 0 | 0 | 0 | 0 |
| Public Intoxication | 0 | 0 | 0 | 0 | 0 | 0 | 0 | 0 | 0 | 0 | 0 | 0 | 0 |
| 17 and Under | 0 | 0 | 0 | 0 | 0 | 0 | 0 | 0 | 0 | 0 | 0 | 0 | 0 |
| 18-20 | 0 | 0 | 0 | 0 | 0 | 0 | 0 | 0 | 0 | 0 | 0 | 0 | 0 |
| 21 and Over | 0 | 0 | 0 | 0 | 0 | 0 | 0 | 0 | 0 | 0 | 0 | 0 | 0 |
| 14 and Under | 0 | 0 | 0 | 0 | 0 | 0 | 0 | 0 | 0 | 0 | 0 | 0 | 0 |
| 15-17 | 0 | 0 | 0 | 0 | 0 | 0 | 0 | 0 | 0 | 0 | 0 | 0 | 0 |
| Minor in Establishment | 0 | 0 | 0 | 0 | 0 | 0 | 0 | 0 | 0 | 0 | 0 | 0 | 0 |
| Furnish to Minor | 0 | 0 | 0 | 0 | 0 | 0 | 0 | 0 | 0 | 0 | 0 | 0 | 0 |
| Sell to Minor | 0 | 0 | 0 | 0 | 0 | 0 | 0 | 0 | 0 | 0 | 0 | 0 | 0 |
| False ID | 0 | 0 | 0 | 0 | 0 | 0 | 0 | 0 | 0 | 0 | 0 | 0 | 0 |
| BAC | | | | | | | | | | | | | |
| PBT | 0 | 0 | 0 | 0 | 0 | 0 | 0 | 0 | 0 | 0 | 0 | 0 | 0 |
| Intoximeter | 0 | 0 | 0 | 0 | 0 | 0 | 0 | 0 | 0 | 0 | 0 | 0 | 0 |
| Refused | 0 | 0 | 0 | 0 | 0 | 0 | 0 | 0 | 0 | 0 | 0 | 0 | 0 |
| Accident Related | 0 | 0 | 0 | 0 | 0 | 0 | 0 | 0 | 0 | 0 | 0 | 0 | 0 |
| Location of Offense | | | | | | | | | | | | | |
| Bar | 0 | 0 | 0 | 0 | 0 | 0 | 0 | 0 | 0 | 0 | 0 | 0 | 0 |
| Other | 0 | 0 | 0 | 0 | 0 | 0 | 0 | 0 | 0 | 0 | 0 | 0 | 0 |

| | | | | | | | | | | | | | |
|------------------------------------|---|---|---|---|---|---|---|---|---|---|---|---|---|
| Park | 0 | 0 | 0 | 0 | 0 | 0 | 0 | 0 | 0 | 0 | 0 | 0 | 0 |
| Parking Lot | 0 | 0 | 0 | 0 | 0 | 0 | 0 | 0 | 0 | 0 | 0 | 0 | 0 |
| Residence | 0 | 0 | 0 | 0 | 0 | 0 | 0 | 0 | 0 | 0 | 0 | 0 | 0 |
| Restaurant | 0 | 0 | 0 | 0 | 0 | 0 | 0 | 0 | 0 | 0 | 0 | 0 | 0 |
| School | 0 | 0 | 0 | 0 | 0 | 0 | 0 | 0 | 0 | 0 | 0 | 0 | 0 |
| Street | 0 | 0 | 0 | 0 | 0 | 0 | 0 | 0 | 0 | 0 | 0 | 0 | 0 |
| Vehicle | 0 | 0 | 0 | 0 | 0 | 0 | 0 | 0 | 0 | 0 | 0 | 0 | 0 |
| Where Minor Obt. Alc. | | | | | | | | | | | | | |
| Bar | 0 | 0 | 0 | 0 | 0 | 0 | 0 | 0 | 0 | 0 | 0 | 0 | 0 |
| Home | 0 | 0 | 0 | 0 | 0 | 0 | 0 | 0 | 0 | 0 | 0 | 0 | 0 |
| Liquor Store | 0 | 0 | 0 | 0 | 0 | 0 | 0 | 0 | 0 | 0 | 0 | 0 | 0 |
| Party | 0 | 0 | 0 | 0 | 0 | 0 | 0 | 0 | 0 | 0 | 0 | 0 | 0 |
| Other Crimes Charged | | | | | | | | | | | | | |
| Felony | 0 | 0 | 0 | 0 | 0 | 0 | 0 | 0 | 0 | 0 | 0 | 0 | 0 |
| Misdemeanor | 0 | 0 | 0 | 0 | 0 | 0 | 0 | 0 | 0 | 0 | 0 | 0 | 0 |
| Assault | 0 | 0 | 0 | 0 | 0 | 0 | 0 | 0 | 0 | 0 | 0 | 0 | 0 |
| Resisting Arrest | 0 | 0 | 0 | 0 | 0 | 0 | 0 | 0 | 0 | 0 | 0 | 0 | 0 |
| Interference | 0 | 0 | 0 | 0 | 0 | 0 | 0 | 0 | 0 | 0 | 0 | 0 | 0 |
| Disturbance | 0 | 0 | 0 | 0 | 0 | 0 | 0 | 0 | 0 | 0 | 0 | 0 | 0 |
| Curfew | 0 | 0 | 0 | 0 | 0 | 0 | 0 | 0 | 0 | 0 | 0 | 0 | 0 |
| Possession of Controlled Substance | 0 | 0 | 0 | 0 | 0 | 0 | 0 | 0 | 0 | 0 | 0 | 0 | 0 |

Hot Springs County: January - December 2022

| | Jan. | Feb. | Mar. | Apr. | May | Jun. | July | Aug. | Sept. | Oct. | Nov. | Dec. | Totals & Ave. |
|-------------------------------|------|------|------|------|-----|------|------|------|-------|------|------|------|---------------|
| Total Arrests | 0 | 0 | 0 | 0 | 0 | 0 | 0 | 0 | 0 | 1 | 0 | 1 | 2 |
| Over 21 | 0 | 0 | 0 | 0 | 0 | 0 | 0 | 0 | 0 | 0 | 0 | 0 | 0 |
| 18-20 | 0 | 0 | 0 | 0 | 0 | 0 | 0 | 0 | 0 | 0 | 0 | 1 | 1 |
| 15-17 | 0 | 0 | 0 | 0 | 0 | 0 | 0 | 0 | 0 | 1 | 0 | 0 | 1 |
| 14 and Under | 0 | 0 | 0 | 0 | 0 | 0 | 0 | 0 | 0 | 0 | 0 | 0 | 0 |
| Age Unknown | 0 | 0 | 0 | 0 | 0 | 0 | 0 | 0 | 0 | 0 | 0 | 0 | 0 |
| Total Cite/Release | 0 | 0 | 0 | 0 | 0 | 0 | 0 | 0 | 0 | 1 | 0 | 1 | 2 |
| Juvenile Cite/Release | 0 | 0 | 0 | 0 | 0 | 0 | 0 | 0 | 0 | 1 | 0 | 0 | 1 |
| Total Arrest/Custody | 0 | 0 | 0 | 0 | 0 | 0 | 0 | 0 | 0 | 0 | 0 | 0 | 0 |
| Juvenile Arrest/Custody | 0 | 0 | 0 | 0 | 0 | 0 | 0 | 0 | 0 | 0 | 0 | 0 | 0 |
| Day of Week | | | | | | | | | | | | | |
| Monday | 0 | 0 | 0 | 0 | 0 | 0 | 0 | 0 | 0 | 0 | 0 | 0 | 0 |
| Tuesday | 0 | 0 | 0 | 0 | 0 | 0 | 0 | 0 | 0 | 0 | 0 | 0 | 0 |
| Wednesday | 0 | 0 | 0 | 0 | 0 | 0 | 0 | 0 | 0 | 0 | 0 | 0 | 0 |
| Thursday | 0 | 0 | 0 | 0 | 0 | 0 | 0 | 0 | 0 | 1 | 0 | 0 | 1 |
| Friday | 0 | 0 | 0 | 0 | 0 | 0 | 0 | 0 | 0 | 0 | 0 | 1 | 1 |
| Saturday | 0 | 0 | 0 | 0 | 0 | 0 | 0 | 0 | 0 | 0 | 0 | 0 | 0 |
| Sunday | 0 | 0 | 0 | 0 | 0 | 0 | 0 | 0 | 0 | 0 | 0 | 0 | 0 |
| Time | | | | | | | | | | | | | |
| 10am-4pm | 0 | 0 | 0 | 0 | 0 | 0 | 0 | 0 | 0 | 0 | 0 | 0 | 0 |
| 4pm-10pm | 0 | 0 | 0 | 0 | 0 | 0 | 0 | 0 | 0 | 1 | 0 | 1 | 2 |
| 10pm-12am | 0 | 0 | 0 | 0 | 0 | 0 | 0 | 0 | 0 | 0 | 0 | 0 | 0 |
| 12am-2am | 0 | 0 | 0 | 0 | 0 | 0 | 0 | 0 | 0 | 0 | 0 | 0 | 0 |
| 2am-4am | 0 | 0 | 0 | 0 | 0 | 0 | 0 | 0 | 0 | 0 | 0 | 0 | 0 |
| 4am-10am | 0 | 0 | 0 | 0 | 0 | 0 | 0 | 0 | 0 | 0 | 0 | 0 | 0 |
| Age and Gender | | | | | | | | | | | | | |
| Female 14 and under | 0 | 0 | 0 | 0 | 0 | 0 | 0 | 0 | 0 | 0 | 0 | 0 | 0 |
| Female 15-17 | 0 | 0 | 0 | 0 | 0 | 0 | 0 | 0 | 0 | 0 | 0 | 0 | 0 |
| Female 18-20 | 0 | 0 | 0 | 0 | 0 | 0 | 0 | 0 | 0 | 0 | 0 | 1 | 1 |
| Female over 21 | 0 | 0 | 0 | 0 | 0 | 0 | 0 | 0 | 0 | 0 | 0 | 0 | 0 |
| Female no age | 0 | 0 | 0 | 0 | 0 | 0 | 0 | 0 | 0 | 0 | 0 | 0 | 0 |
| Male 14 and under | 0 | 0 | 0 | 0 | 0 | 0 | 0 | 0 | 0 | 0 | 0 | 0 | 0 |
| Male 15-17 | 0 | 0 | 0 | 0 | 0 | 0 | 0 | 0 | 0 | 1 | 0 | 0 | 1 |
| Male 18-20 | 0 | 0 | 0 | 0 | 0 | 0 | 0 | 0 | 0 | 0 | 0 | 0 | 0 |
| Male over 21 | 0 | 0 | 0 | 0 | 0 | 0 | 0 | 0 | 0 | 0 | 0 | 0 | 0 |
| Male no age | 0 | 0 | 0 | 0 | 0 | 0 | 0 | 0 | 0 | 0 | 0 | 0 | 0 |
| MIP | 0 | 0 | 0 | 0 | 0 | 0 | 0 | 0 | 0 | 1 | 0 | 0 | 1 |
| 17 and Under | 0 | 0 | 0 | 0 | 0 | 0 | 0 | 0 | 0 | 1 | 0 | 0 | 1 |
| 18-20 | 0 | 0 | 0 | 0 | 0 | 0 | 0 | 0 | 0 | 0 | 0 | 0 | 0 |
| 14 and Under | 0 | 0 | 0 | 0 | 0 | 0 | 0 | 0 | 0 | 0 | 0 | 0 | 0 |
| 15-17 | 0 | 0 | 0 | 0 | 0 | 0 | 0 | 0 | 0 | 1 | 0 | 0 | 1 |
| DUI | 0 | 0 | 0 | 0 | 0 | 0 | 0 | 0 | 0 | 0 | 0 | 0 | 0 |
| 17 and Under | 0 | 0 | 0 | 0 | 0 | 0 | 0 | 0 | 0 | 0 | 0 | 0 | 0 |
| 18-20 | 0 | 0 | 0 | 0 | 0 | 0 | 0 | 0 | 0 | 0 | 0 | 0 | 0 |
| 21 and Over | 0 | 0 | 0 | 0 | 0 | 0 | 0 | 0 | 0 | 0 | 0 | 0 | 0 |
| Open Container | 0 | 0 | 0 | 0 | 0 | 0 | 0 | 0 | 0 | 0 | 0 | 0 | 0 |
| Youthful Offender | 0 | 0 | 0 | 0 | 0 | 0 | 0 | 0 | 0 | 0 | 0 | 0 | 0 |
| Public Intoxication | 0 | 0 | 0 | 0 | 0 | 0 | 0 | 0 | 0 | 0 | 0 | 0 | 0 |
| 17 and Under | 0 | 0 | 0 | 0 | 0 | 0 | 0 | 0 | 0 | 0 | 0 | 0 | 0 |
| 18-20 | 0 | 0 | 0 | 0 | 0 | 0 | 0 | 0 | 0 | 0 | 0 | 0 | 0 |
| 21 and Over | 0 | 0 | 0 | 0 | 0 | 0 | 0 | 0 | 0 | 0 | 0 | 0 | 0 |
| 14 and Under | 0 | 0 | 0 | 0 | 0 | 0 | 0 | 0 | 0 | 0 | 0 | 0 | 0 |
| 15-17 | 0 | 0 | 0 | 0 | 0 | 0 | 0 | 0 | 0 | 0 | 0 | 0 | 0 |
| Minor in Establishment | 0 | 0 | 0 | 0 | 0 | 0 | 0 | 0 | 0 | 0 | 0 | 0 | 0 |
| Furnish to Minor | 0 | 0 | 0 | 0 | 0 | 0 | 0 | 0 | 0 | 0 | 0 | 1 | 1 |
| Sell to Minor | 0 | 0 | 0 | 0 | 0 | 0 | 0 | 0 | 0 | 0 | 0 | 1 | 1 |
| False ID | 0 | 0 | 0 | 0 | 0 | 0 | 0 | 0 | 0 | 0 | 0 | 0 | 0 |
| BAC | | | | | | | | | | | | | |
| PBT | 0 | 0 | 0 | 0 | 0 | 0 | 0 | 0 | 0 | 0 | 0 | 0 | 0 |
| Intoximeter | 0 | 0 | 0 | 0 | 0 | 0 | 0 | 0 | 0 | 0 | 0 | 0 | 0 |
| Refused | 0 | 0 | 0 | 0 | 0 | 0 | 0 | 0 | 0 | 0 | 0 | 0 | 0 |
| Accident Related | 0 | 0 | 0 | 0 | 0 | 0 | 0 | 0 | 0 | 0 | 0 | 0 | 0 |
| Location of Offense | | | | | | | | | | | | | |
| Bar | 0 | 0 | 0 | 0 | 0 | 0 | 0 | 0 | 0 | 0 | 0 | 1 | 1 |
| Other | 0 | 0 | 0 | 0 | 0 | 0 | 0 | 0 | 0 | 0 | 0 | 0 | 0 |

| | | | | | | | | | | | | | |
|------------------------------------|---|---|---|---|---|---|---|---|---|---|---|---|---|
| Park | 0 | 0 | 0 | 0 | 0 | 0 | 0 | 0 | 0 | 0 | 0 | 0 | 0 |
| Parking Lot | 0 | 0 | 0 | 0 | 0 | 0 | 0 | 0 | 0 | 0 | 0 | 0 | 0 |
| Residence | 0 | 0 | 0 | 0 | 0 | 0 | 0 | 0 | 0 | 0 | 0 | 0 | 0 |
| Restaurant | 0 | 0 | 0 | 0 | 0 | 0 | 0 | 0 | 0 | 0 | 0 | 0 | 0 |
| School | 0 | 0 | 0 | 0 | 0 | 0 | 0 | 0 | 0 | 0 | 0 | 0 | 0 |
| Street | 0 | 0 | 0 | 0 | 0 | 0 | 0 | 0 | 0 | 0 | 0 | 0 | 0 |
| Vehicle | 0 | 0 | 0 | 0 | 0 | 0 | 0 | 0 | 0 | 0 | 0 | 0 | 0 |
| Where Minor Obt. Alc. | | | | | | | | | | | | | |
| Bar | 0 | 0 | 0 | 0 | 0 | 0 | 0 | 0 | 0 | 0 | 0 | 0 | 0 |
| Home | 0 | 0 | 0 | 0 | 0 | 0 | 0 | 0 | 0 | 0 | 0 | 0 | 0 |
| Liquor Store | 0 | 0 | 0 | 0 | 0 | 0 | 0 | 0 | 0 | 0 | 0 | 0 | 0 |
| Party | 0 | 0 | 0 | 0 | 0 | 0 | 0 | 0 | 0 | 0 | 0 | 0 | 0 |
| Other Crimes Charged | | | | | | | | | | | | | |
| Felony | 0 | 0 | 0 | 0 | 0 | 0 | 0 | 0 | 0 | 0 | 0 | 0 | 0 |
| Misdemeanor | 0 | 0 | 0 | 0 | 0 | 0 | 0 | 0 | 0 | 0 | 0 | 0 | 0 |
| Assault | 0 | 0 | 0 | 0 | 0 | 0 | 0 | 0 | 0 | 0 | 0 | 0 | 0 |
| Resisting Arrest | 0 | 0 | 0 | 0 | 0 | 0 | 0 | 0 | 0 | 0 | 0 | 0 | 0 |
| Interference | 0 | 0 | 0 | 0 | 0 | 0 | 0 | 0 | 0 | 0 | 0 | 0 | 0 |
| Disturbance | 0 | 0 | 0 | 0 | 0 | 0 | 0 | 0 | 0 | 0 | 0 | 0 | 0 |
| Curfew | 0 | 0 | 0 | 0 | 0 | 0 | 0 | 0 | 0 | 0 | 0 | 0 | 0 |
| Possession of Controlled Substance | 0 | 0 | 0 | 0 | 0 | 0 | 0 | 0 | 0 | 0 | 0 | 0 | 0 |

Jackson PD: January - December 2022

| | Jan. | Feb. | Mar. | Apr. | May | Jun. | July | Aug. | Sept. | Oct. | Nov. | Dec. | Totals & Ave. |
|-------------------------------|-------|------|------|------|-----|------|-------|-------|-------|-------|-------|-------|---------------|
| Total Arrests | 6 | 1 | 1 | 0 | 0 | 0 | 2 | 8 | 1 | 1 | 1 | 1 | 22 |
| Over 21 | 0 | 1 | 0 | 0 | 0 | 0 | 0 | 0 | 0 | 0 | 0 | 0 | 1 |
| 18-20 | 1 | 0 | 1 | 0 | 0 | 0 | 1 | 1 | 1 | 1 | 1 | 1 | 8 |
| 15-17 | 5 | 0 | 0 | 0 | 0 | 0 | 1 | 7 | 0 | 0 | 0 | 0 | 13 |
| 14 and Under | 0 | 0 | 0 | 0 | 0 | 0 | 0 | 0 | 0 | 0 | 0 | 0 | 0 |
| Age Unknown | 0 | 0 | 0 | 0 | 0 | 0 | 0 | 0 | 0 | 0 | 0 | 0 | 0 |
| Total Cite/Release | 5 | 1 | 1 | 0 | 0 | 0 | 2 | 7 | 1 | 0 | 1 | 0 | 18 |
| Juvenile Cite/Release | 4 | 0 | 0 | 0 | 0 | 0 | 1 | 7 | 0 | 0 | 0 | 0 | 12 |
| Total Arrest/Custody | 1 | 0 | 0 | 0 | 0 | 0 | 0 | 1 | 0 | 1 | 0 | 1 | 4 |
| Juvenile Arrest/Custody | 1 | 0 | 0 | 0 | 0 | 0 | 0 | 0 | 0 | 0 | 0 | 0 | 1 |
| Day of Week | | | | | | | | | | | | | |
| Monday | 0 | 0 | 1 | 0 | 0 | 0 | 0 | 0 | 0 | 0 | 0 | 0 | 1 |
| Tuesday | 1 | 0 | 0 | 0 | 0 | 0 | 0 | 0 | 0 | 0 | 1 | 0 | 2 |
| Wednesday | 0 | 0 | 0 | 0 | 0 | 0 | 0 | 1 | 0 | 0 | 0 | 0 | 1 |
| Thursday | 5 | 1 | 0 | 0 | 0 | 0 | 0 | 5 | 0 | 0 | 0 | 0 | 11 |
| Friday | 0 | 0 | 0 | 0 | 0 | 0 | 1 | 1 | 1 | 1 | 0 | 0 | 4 |
| Saturday | 0 | 0 | 0 | 0 | 0 | 0 | 1 | 1 | 0 | 0 | 0 | 1 | 3 |
| Sunday | 0 | 0 | 0 | 0 | 0 | 0 | 0 | 0 | 0 | 0 | 0 | 0 | 0 |
| Time | | | | | | | | | | | | | |
| 10am-4pm | 5 | 1 | 0 | 0 | 0 | 0 | 0 | 0 | 0 | 0 | 0 | 0 | 6 |
| 4pm-10pm | 1 | 0 | 1 | 0 | 0 | 0 | 0 | 2 | 0 | 0 | 1 | 0 | 5 |
| 10pm-12am | 0 | 0 | 0 | 0 | 0 | 0 | 2 | 1 | 1 | 0 | 0 | 0 | 4 |
| 12am-2am | 0 | 0 | 0 | 0 | 0 | 0 | 0 | 5 | 0 | 1 | 0 | 0 | 6 |
| 2am-4am | 0 | 0 | 0 | 0 | 0 | 0 | 0 | 0 | 0 | 0 | 0 | 0 | 0 |
| 4am-10am | 0 | 0 | 0 | 0 | 0 | 0 | 0 | 0 | 0 | 0 | 0 | 1 | 1 |
| Age and Gender | | | | | | | | | | | | | |
| Female 14 and under | 0 | 0 | 0 | 0 | 0 | 0 | 0 | 0 | 0 | 0 | 0 | 0 | 0 |
| Female 15-17 | 0 | 0 | 0 | 0 | 0 | 0 | 0 | 3 | 0 | 0 | 0 | 0 | 3 |
| Female 18-20 | 0 | 0 | 0 | 0 | 0 | 0 | 0 | 0 | 1 | 0 | 0 | 0 | 1 |
| Female over 21 | 0 | 1 | 0 | 0 | 0 | 0 | 0 | 0 | 0 | 0 | 0 | 0 | 1 |
| Female no age | 0 | 0 | 0 | 0 | 0 | 0 | 0 | 0 | 0 | 0 | 0 | 0 | 0 |
| Male 14 and under | 0 | 0 | 0 | 0 | 0 | 0 | 0 | 0 | 0 | 0 | 0 | 0 | 0 |
| Male 15-17 | 5 | 0 | 0 | 0 | 0 | 0 | 1 | 4 | 0 | 0 | 0 | 0 | 10 |
| Male 18-20 | 1 | 0 | 1 | 0 | 0 | 0 | 1 | 1 | 0 | 1 | 1 | 1 | 7 |
| Male over 21 | 0 | 0 | 0 | 0 | 0 | 0 | 0 | 0 | 0 | 0 | 0 | 0 | 0 |
| Male no age | 0 | 0 | 0 | 0 | 0 | 0 | 0 | 0 | 0 | 0 | 0 | 0 | 0 |
| MIP | 0 | 0 | 0 | 0 | 0 | 0 | 2 | 7 | 0 | 0 | 1 | 0 | 10 |
| 17 and Under | 0 | 0 | 0 | 0 | 0 | 0 | 1 | 6 | 0 | 0 | 0 | 0 | 7 |
| 18-20 | 0 | 0 | 0 | 0 | 0 | 0 | 1 | 1 | 0 | 0 | 1 | 0 | 3 |
| 14 and Under | 0 | 0 | 0 | 0 | 0 | 0 | 0 | 0 | 0 | 0 | 0 | 0 | 0 |
| 15-17 | 0 | 0 | 0 | 0 | 0 | 0 | 1 | 6 | 0 | 0 | 0 | 0 | 7 |
| DUI | 2 | 0 | 0 | 0 | 0 | 0 | 0 | 0 | 0 | 0 | 0 | 1 | 3 |
| 17 and Under | 2 | 0 | 0 | 0 | 0 | 0 | 0 | 0 | 0 | 0 | 0 | 0 | 2 |
| 18-20 | 0 | 0 | 0 | 0 | 0 | 0 | 0 | 0 | 0 | 0 | 0 | 1 | 1 |
| 21 and Over | 0 | 0 | 0 | 0 | 0 | 0 | 0 | 0 | 0 | 0 | 0 | 0 | 0 |
| Open Container | 0 | 0 | 0 | 0 | 0 | 0 | 0 | 0 | 0 | 0 | 0 | 0 | 0 |
| Youthful Offender | 6 | 0 | 1 | 0 | 0 | 0 | 0 | 7 | 1 | 1 | 0 | 0 | 16 |
| Public Intoxication | 0 | 0 | 0 | 0 | 0 | 0 | 0 | 0 | 0 | 1 | 0 | 0 | 1 |
| 17 and Under | 0 | 0 | 0 | 0 | 0 | 0 | 0 | 0 | 0 | 0 | 0 | 0 | 0 |
| 18-20 | 0 | 0 | 0 | 0 | 0 | 0 | 0 | 0 | 0 | 1 | 0 | 0 | 1 |
| 21 and Over | 0 | 0 | 0 | 0 | 0 | 0 | 0 | 0 | 0 | 0 | 0 | 0 | 0 |
| 14 and Under | 0 | 0 | 0 | 0 | 0 | 0 | 0 | 0 | 0 | 0 | 0 | 0 | 0 |
| 15-17 | 0 | 0 | 0 | 0 | 0 | 0 | 0 | 0 | 0 | 0 | 0 | 0 | 0 |
| Minor in Establishment | 0 | 0 | 0 | 0 | 0 | 0 | 0 | 0 | 0 | 0 | 0 | 0 | 0 |
| Furnish to Minor | 0 | 0 | 0 | 0 | 0 | 0 | 0 | 0 | 0 | 0 | 0 | 0 | 0 |
| Sell to Minor | 0 | 1 | 0 | 0 | 0 | 0 | 0 | 0 | 0 | 0 | 0 | 0 | 1 |
| False ID | 1 | 0 | 1 | 0 | 0 | 0 | 0 | 1 | 1 | 1 | 0 | 0 | 5 |
| BAC | | | | | | | | | | | | | |
| PBT | 0 | 0 | 0 | 0 | 0 | 0 | 0.125 | 0 | 0 | 0.164 | 0.203 | 0.250 | 0.186 |
| Intoximeter | 0.160 | 0 | 0 | 0 | 0 | 0 | 0 | 0.170 | 0 | 0 | 0 | 0 | 0.165 |
| Refused | 0 | 0 | 0 | 0 | 0 | 0 | 0 | 0 | 0 | 0 | 0 | 0 | 0 |
| Accident Related | 0 | 0 | 0 | 0 | 0 | 0 | 0 | 0 | 0 | 0 | 0 | 0 | 0 |
| Location of Offense | | | | | | | | | | | | | |
| Bar | 1 | 0 | 1 | 0 | 0 | 0 | 0 | 1 | 1 | 0 | 0 | 0 | 4 |
| Other | 0 | 0 | 0 | 0 | 0 | 0 | 0 | 0 | 0 | 0 | 0 | 0 | 0 |

| | | | | | | | | | | | | | |
|------------------------------------|---|---|---|---|---|---|---|---|---|---|---|---|---|
| Park | 0 | 0 | 0 | 0 | 0 | 0 | 0 | 0 | 0 | 0 | 0 | 0 | 0 |
| Parking Lot | 0 | 0 | 0 | 0 | 0 | 0 | 0 | 5 | 0 | 0 | 0 | 0 | 5 |
| Residence | 0 | 0 | 0 | 0 | 0 | 0 | 0 | 0 | 0 | 0 | 0 | 0 | 0 |
| Restaurant | 0 | 1 | 0 | 0 | 0 | 0 | 0 | 0 | 0 | 0 | 0 | 0 | 1 |
| School | 3 | 0 | 0 | 0 | 0 | 0 | 0 | 0 | 0 | 0 | 0 | 0 | 3 |
| Street | 2 | 0 | 0 | 0 | 0 | 0 | 2 | 1 | 0 | 1 | 1 | 1 | 8 |
| Vehicle | 0 | 0 | 0 | 0 | 0 | 0 | 0 | 1 | 0 | 0 | 0 | 0 | 1 |
| Where Minor Obt. Alc. | | | | | | | | | | | | | |
| Bar | 0 | 0 | 0 | 0 | 0 | 0 | 0 | 0 | 0 | 1 | 0 | 0 | 1 |
| Home | 0 | 0 | 0 | 0 | 0 | 0 | 0 | 0 | 0 | 0 | 0 | 0 | 0 |
| Liquor Store | 0 | 0 | 0 | 0 | 0 | 0 | 0 | 0 | 0 | 0 | 0 | 0 | 0 |
| Party | 0 | 0 | 0 | 0 | 0 | 0 | 0 | 0 | 0 | 0 | 0 | 0 | 0 |
| Other Crimes Charged | | | | | | | | | | | | | |
| Felony | 0 | 0 | 0 | 0 | 0 | 0 | 0 | 0 | 0 | 0 | 0 | 0 | 0 |
| Misdemeanor | 2 | 0 | 0 | 0 | 0 | 0 | 1 | 1 | 0 | 0 | 0 | 1 | 5 |
| Assault | 0 | 0 | 0 | 0 | 0 | 0 | 0 | 0 | 0 | 0 | 0 | 0 | 0 |
| Resisting Arrest | 0 | 0 | 0 | 0 | 0 | 0 | 0 | 0 | 0 | 0 | 0 | 0 | 0 |
| Interference | 0 | 0 | 0 | 0 | 0 | 0 | 0 | 0 | 0 | 0 | 0 | 0 | 0 |
| Disturbance | 0 | 0 | 0 | 0 | 0 | 0 | 0 | 0 | 0 | 0 | 0 | 0 | 0 |
| Curfew | 0 | 0 | 0 | 0 | 0 | 0 | 0 | 0 | 0 | 0 | 0 | 0 | 0 |
| Possession of Controlled Substance | 0 | 0 | 0 | 0 | 0 | 0 | 0 | 0 | 0 | 0 | 0 | 0 | 0 |

Lander PD: January - December 2022

| | Jan. | Feb. | Mar. | Apr. | May | Jun. | July | Aug. | Sept. | Oct. | Nov. | Dec. | Totals & Ave. |
|-----------------------------|------|-------|-------|-------|-------|-------|------|-------|-------|------|-------|-------|---------------|
| Total Arrests | 0 | 1 | 1 | 3 | 3 | 3 | 1 | 1 | 4 | 0 | 3 | 3 | 23 |
| Over 21 | 0 | 0 | 0 | 0 | 1 | 0 | 0 | 0 | 0 | 0 | 0 | 1 | 2 |
| 18-20 | 0 | 1 | 1 | 2 | 1 | 2 | 1 | 1 | 0 | 0 | 0 | 2 | 11 |
| 15-17 | 0 | 0 | 0 | 1 | 1 | 1 | 0 | 0 | 4 | 0 | 3 | 0 | 10 |
| 14 and Under | 0 | 0 | 0 | 0 | 0 | 0 | 0 | 0 | 0 | 0 | 0 | 0 | 0 |
| Age Unknown | 0 | 0 | 0 | 0 | 0 | 0 | 0 | 0 | 0 | 0 | 0 | 0 | 0 |
| Total Cite/Release | 0 | 0 | 0 | 0 | 2 | 2 | 1 | 1 | 3 | 0 | 0 | 2 | 11 |
| Juvenile Cite/Release | 0 | 0 | 0 | 0 | 1 | 1 | 0 | 0 | 3 | 0 | 0 | 0 | 5 |
| Total Arrest/Custody | 0 | 1 | 1 | 3 | 1 | 1 | 0 | 0 | 1 | 0 | 3 | 1 | 12 |
| Juvenile Arrest/Custody | 0 | 0 | 0 | 1 | 0 | 0 | 0 | 0 | 1 | 0 | 3 | 0 | 5 |
| Day of Week | | | | | | | | | | | | | |
| Monday | 0 | 0 | 0 | 0 | 0 | 0 | 1 | 0 | 0 | 0 | 0 | 1 | 2 |
| Tuesday | 0 | 0 | 0 | 0 | 0 | 0 | 0 | 0 | 0 | 0 | 1 | 0 | 1 |
| Wednesday | 0 | 0 | 0 | 0 | 1 | 2 | 0 | 0 | 0 | 0 | 0 | 0 | 3 |
| Thursday | 0 | 1 | 0 | 0 | 1 | 0 | 0 | 1 | 1 | 0 | 0 | 1 | 5 |
| Friday | 0 | 0 | 0 | 1 | 0 | 0 | 0 | 0 | 1 | 0 | 0 | 1 | 3 |
| Saturday | 0 | 0 | 1 | 2 | 0 | 0 | 0 | 0 | 2 | 0 | 2 | 0 | 7 |
| Sunday | 0 | 0 | 0 | 0 | 1 | 1 | 0 | 0 | 0 | 0 | 0 | 0 | 2 |
| Time | | | | | | | | | | | | | |
| 10am-4pm | 0 | 0 | 0 | 1 | 0 | 0 | 0 | 0 | 2 | 0 | 0 | 0 | 3 |
| 4pm-10pm | 0 | 0 | 0 | 0 | 1 | 0 | 0 | 1 | 2 | 0 | 1 | 2 | 7 |
| 10pm-12am | 0 | 0 | 0 | 0 | 1 | 0 | 1 | 0 | 0 | 0 | 2 | 1 | 5 |
| 12am-2am | 0 | 1 | 1 | 0 | 0 | 0 | 0 | 0 | 0 | 0 | 0 | 0 | 2 |
| 2am-4am | 0 | 0 | 0 | 0 | 0 | 0 | 0 | 0 | 0 | 0 | 0 | 0 | 0 |
| 4am-10am | 0 | 0 | 0 | 2 | 1 | 3 | 0 | 0 | 0 | 0 | 0 | 0 | 6 |
| Age and Gender | | | | | | | | | | | | | |
| Female 14 and under | 0 | 0 | 0 | 0 | 0 | 0 | 0 | 0 | 0 | 0 | 0 | 0 | 0 |
| Female 15-17 | 0 | 0 | 0 | 0 | 0 | 1 | 0 | 0 | 0 | 0 | 2 | 0 | 3 |
| Female 18-20 | 0 | 0 | 0 | 0 | 1 | 1 | 0 | 1 | 0 | 0 | 0 | 2 | 5 |
| Female over 21 | 0 | 0 | 0 | 0 | 1 | 0 | 0 | 0 | 0 | 0 | 0 | 0 | 1 |
| Female no age | 0 | 0 | 0 | 0 | 0 | 0 | 0 | 0 | 0 | 0 | 0 | 0 | 0 |
| Male 14 and under | 0 | 0 | 0 | 0 | 0 | 0 | 0 | 0 | 0 | 0 | 0 | 0 | 0 |
| Male 15-17 | 0 | 0 | 0 | 1 | 1 | 0 | 0 | 0 | 4 | 0 | 1 | 0 | 7 |
| Male 18-20 | 0 | 1 | 1 | 2 | 0 | 1 | 1 | 0 | 0 | 0 | 0 | 0 | 6 |
| Male over 21 | 0 | 0 | 0 | 0 | 0 | 0 | 0 | 0 | 0 | 0 | 0 | 1 | 1 |
| Male no age | 0 | 0 | 0 | 0 | 0 | 0 | 0 | 0 | 0 | 0 | 0 | 0 | 0 |
| MIP | 0 | 1 | 1 | 3 | 2 | 3 | 1 | 1 | 3 | 0 | 3 | 2 | 20 |
| 17 and Under | 0 | 0 | 0 | 1 | 1 | 1 | 0 | 0 | 3 | 0 | 3 | 0 | 9 |
| 18-20 | 0 | 1 | 1 | 2 | 1 | 2 | 1 | 1 | 0 | 0 | 0 | 2 | 11 |
| 14 and Under | 0 | 0 | 0 | 0 | 0 | 0 | 0 | 0 | 0 | 0 | 0 | 0 | 0 |
| 15-17 | 0 | 0 | 0 | 1 | 1 | 1 | 0 | 0 | 3 | 0 | 3 | 0 | 9 |
| DUI | 0 | 1 | 1 | 0 | 0 | 0 | 0 | 0 | 1 | 0 | 1 | 1 | 5 |
| 17 and Under | 0 | 0 | 0 | 0 | 0 | 0 | 0 | 0 | 1 | 0 | 1 | 0 | 2 |
| 18-20 | 0 | 1 | 1 | 0 | 0 | 0 | 0 | 0 | 0 | 0 | 0 | 1 | 3 |
| 21 and Over | 0 | 0 | 0 | 0 | 0 | 0 | 0 | 0 | 0 | 0 | 0 | 0 | 0 |
| Open Container | 0 | 0 | 0 | 1 | 0 | 0 | 0 | 0 | 1 | 0 | 0 | 0 | 2 |
| Youthful Offender | 0 | 0 | 0 | 1 | 0 | 0 | 0 | 0 | 0 | 0 | 0 | 0 | 1 |
| Public Intoxication | 0 | 0 | 0 | 1 | 0 | 1 | 0 | 0 | 0 | 0 | 0 | 0 | 2 |
| 17 and Under | 0 | 0 | 0 | 0 | 0 | 0 | 0 | 0 | 0 | 0 | 0 | 0 | 0 |
| 18-20 | 0 | 0 | 0 | 1 | 0 | 1 | 0 | 0 | 0 | 0 | 0 | 0 | 2 |
| 21 and Over | 0 | 0 | 0 | 0 | 0 | 0 | 0 | 0 | 0 | 0 | 0 | 0 | 0 |
| 14 and Under | 0 | 0 | 0 | 0 | 0 | 0 | 0 | 0 | 0 | 0 | 0 | 0 | 0 |
| 15-17 | 0 | 0 | 0 | 0 | 0 | 0 | 0 | 0 | 0 | 0 | 0 | 0 | 0 |
| Minor in Establishment | 0 | 0 | 0 | 0 | 0 | 0 | 0 | 0 | 1 | 0 | 0 | 0 | 1 |
| Furnish to Minor | 0 | 0 | 0 | 0 | 1 | 0 | 0 | 0 | 0 | 0 | 0 | 1 | 2 |
| Sell to Minor | 0 | 0 | 0 | 0 | 0 | 0 | 0 | 0 | 0 | 0 | 0 | 0 | 0 |
| False ID | 0 | 0 | 0 | 0 | 0 | 0 | 0 | 0 | 0 | 0 | 0 | 0 | 0 |
| BAC | | | | | | | | | | | | | |
| PBT | 0 | 0 | 0.130 | 0.181 | 0.124 | 0.124 | 0 | 0.054 | 0.097 | 0 | 0.124 | 0 | 0.119 |
| Intoximeter | 0 | 0.159 | 0 | 0.170 | 0 | 0 | 0 | 0 | 0.110 | 0 | 0 | 0.092 | 0.133 |
| Refused | 0 | 0 | 0 | 0 | 0 | 0 | 0 | 0 | 0 | 0 | 0 | 0 | 0 |
| Accident Related | 0 | 0 | 0 | 0 | 0 | 0 | 0 | 0 | 0 | 0 | 0 | 0 | 0 |
| Location of Offense | | | | | | | | | | | | | |
| Bar | 0 | 0 | 0 | 0 | 2 | 0 | 0 | 0 | 0 | 0 | 0 | 0 | 2 |
| Other | 0 | 0 | 0 | 1 | 0 | 0 | 0 | 0 | 1 | 0 | 0 | 0 | 2 |

| | | | | | | | | | | | | | |
|------------------------------------|---|---|---|---|---|---|---|---|---|---|---|---|----|
| Park | 0 | 0 | 0 | 0 | 0 | 0 | 0 | 0 | 0 | 0 | 0 | 0 | 0 |
| Parking Lot | 0 | 0 | 0 | 0 | 0 | 3 | 0 | 0 | 0 | 0 | 0 | 0 | 3 |
| Residence | 0 | 0 | 0 | 0 | 1 | 0 | 0 | 1 | 2 | 0 | 0 | 0 | 4 |
| Restaurant | 0 | 0 | 0 | 0 | 0 | 0 | 0 | 0 | 0 | 0 | 0 | 1 | 1 |
| School | 0 | 0 | 0 | 0 | 0 | 0 | 0 | 0 | 0 | 0 | 0 | 0 | 0 |
| Street | 0 | 0 | 0 | 0 | 0 | 0 | 0 | 0 | 0 | 0 | 1 | 0 | 1 |
| Vehicle | 0 | 1 | 1 | 2 | 0 | 0 | 1 | 0 | 1 | 0 | 2 | 2 | 10 |
| Where Minor Obt. Alc. | | | | | | | | | | | | | |
| Bar | 0 | 0 | 0 | 0 | 2 | 0 | 0 | 0 | 0 | 0 | 0 | 0 | 2 |
| Home | 0 | 0 | 0 | 0 | 0 | 0 | 0 | 0 | 0 | 0 | 0 | 0 | 0 |
| Liquor Store | 0 | 0 | 0 | 0 | 0 | 0 | 0 | 0 | 0 | 0 | 1 | 0 | 1 |
| Party | 0 | 0 | 0 | 1 | 1 | 3 | 0 | 0 | 0 | 0 | 0 | 0 | 5 |
| Other Crimes Charged | | | | | | | | | | | | | |
| Felony | 0 | 0 | 0 | 0 | 0 | 0 | 0 | 0 | 0 | 0 | 0 | 0 | 0 |
| Misdemeanor | 0 | 0 | 0 | 1 | 0 | 0 | 0 | 0 | 2 | 0 | 3 | 0 | 6 |
| Assault | 0 | 0 | 0 | 0 | 1 | 0 | 0 | 0 | 0 | 0 | 0 | 0 | 1 |
| Resisting Arrest | 0 | 0 | 0 | 0 | 0 | 0 | 0 | 0 | 0 | 0 | 0 | 0 | 0 |
| Interference | 0 | 0 | 0 | 0 | 0 | 0 | 0 | 0 | 0 | 0 | 0 | 0 | 0 |
| Disturbance | 0 | 0 | 0 | 0 | 0 | 0 | 0 | 0 | 0 | 0 | 0 | 0 | 0 |
| Curfew | 0 | 0 | 0 | 0 | 0 | 0 | 0 | 0 | 0 | 0 | 0 | 0 | 0 |
| Possession of Controlled Substance | 0 | 0 | 0 | 1 | 0 | 0 | 0 | 0 | 0 | 0 | 0 | 0 | 1 |

Laramie PD: January - December 2022

| | Jan. | Feb. | Mar. | Apr. | May | Jun. | July | Aug. | Sept. | Oct. | Nov. | Dec. | Totals & Ave. |
|-------------------------------|-------|------|------|-------|-------|-------|------|-------|-------|-------|------|-------|---------------|
| Total Arrests | 6 | 4 | 2 | 8 | 7 | 3 | 8 | 9 | 15 | 37 | 11 | 13 | 123 |
| Over 21 | 0 | 0 | 0 | 0 | 3 | 0 | 1 | 0 | 0 | 0 | 0 | 0 | 4 |
| 18-20 | 4 | 4 | 1 | 6 | 4 | 3 | 4 | 7 | 14 | 34 | 11 | 13 | 105 |
| 15-17 | 2 | 0 | 1 | 2 | 0 | 0 | 3 | 2 | 1 | 3 | 0 | 0 | 14 |
| 14 and Under | 0 | 0 | 0 | 0 | 0 | 0 | 0 | 0 | 0 | 0 | 0 | 0 | 0 |
| Age Unknown | 0 | 0 | 0 | 0 | 0 | 0 | 0 | 0 | 0 | 0 | 0 | 0 | 0 |
| Total Cite/Release | 3 | 4 | 2 | 4 | 5 | 2 | 7 | 7 | 11 | 31 | 9 | 9 | 94 |
| Juvenile Cite/Release | 2 | 0 | 1 | 2 | 0 | 0 | 3 | 2 | 1 | 3 | 0 | 0 | 14 |
| Total Arrest/Custody | 3 | 0 | 0 | 4 | 2 | 1 | 1 | 2 | 4 | 6 | 2 | 4 | 29 |
| Juvenile Arrest/Custody | 0 | 0 | 0 | 0 | 0 | 0 | 0 | 0 | 0 | 0 | 0 | 0 | 0 |
| Day of Week | | | | | | | | | | | | | |
| Monday | 0 | 0 | 1 | 0 | 0 | 0 | 0 | 0 | 0 | 0 | 0 | 0 | 1 |
| Tuesday | 0 | 0 | 0 | 0 | 0 | 0 | 1 | 0 | 0 | 0 | 1 | 1 | 3 |
| Wednesday | 0 | 0 | 1 | 0 | 0 | 0 | 1 | 1 | 0 | 5 | 2 | 0 | 10 |
| Thursday | 0 | 4 | 0 | 2 | 4 | 0 | 0 | 1 | 3 | 1 | 5 | 7 | 27 |
| Friday | 0 | 0 | 0 | 1 | 1 | 1 | 3 | 1 | 2 | 4 | 0 | 0 | 13 |
| Saturday | 4 | 0 | 0 | 5 | 2 | 0 | 0 | 2 | 8 | 21 | 3 | 3 | 48 |
| Sunday | 2 | 0 | 0 | 0 | 0 | 2 | 3 | 4 | 2 | 6 | 0 | 2 | 21 |
| Time | | | | | | | | | | | | | |
| 10am-4pm | 0 | 0 | 0 | 0 | 0 | 0 | 0 | 0 | 0 | 0 | 0 | 0 | 0 |
| 4pm-10pm | 2 | 0 | 2 | 0 | 3 | 2 | 3 | 0 | 2 | 0 | 1 | 1 | 16 |
| 10pm-12am | 0 | 4 | 0 | 1 | 2 | 0 | 2 | 1 | 5 | 12 | 6 | 7 | 40 |
| 12am-2am | 3 | 0 | 0 | 3 | 0 | 1 | 2 | 4 | 3 | 18 | 4 | 4 | 42 |
| 2am-4am | 1 | 0 | 0 | 2 | 2 | 0 | 1 | 2 | 5 | 7 | 0 | 1 | 21 |
| 4am-10am | 0 | 0 | 0 | 2 | 0 | 0 | 0 | 2 | 0 | 0 | 0 | 0 | 4 |
| Age and Gender | | | | | | | | | | | | | |
| Female 14 and under | 0 | 0 | 0 | 0 | 0 | 0 | 0 | 0 | 0 | 0 | 0 | 0 | 0 |
| Female 15-17 | 0 | 0 | 1 | 0 | 0 | 0 | 0 | 0 | 0 | 0 | 0 | 0 | 1 |
| Female 18-20 | 1 | 0 | 0 | 3 | 0 | 1 | 2 | 2 | 10 | 3 | 5 | 29 | |
| Female over 21 | 0 | 0 | 0 | 0 | 3 | 0 | 0 | 0 | 0 | 0 | 0 | 0 | 3 |
| Female no age | 0 | 0 | 0 | 0 | 0 | 0 | 0 | 0 | 0 | 0 | 0 | 0 | 0 |
| Male 14 and under | 0 | 0 | 0 | 0 | 0 | 0 | 0 | 0 | 0 | 0 | 0 | 0 | 0 |
| Male 15-17 | 2 | 0 | 0 | 2 | 0 | 0 | 3 | 2 | 1 | 3 | 0 | 0 | 13 |
| Male 18-20 | 3 | 4 | 1 | 3 | 4 | 2 | 2 | 5 | 12 | 24 | 8 | 8 | 76 |
| Male over 21 | 0 | 0 | 0 | 0 | 0 | 0 | 1 | 0 | 0 | 0 | 0 | 0 | 1 |
| Male no age | 0 | 0 | 0 | 0 | 0 | 0 | 0 | 0 | 0 | 0 | 0 | 0 | 0 |
| MIP | 6 | 4 | 2 | 6 | 4 | 3 | 7 | 7 | 11 | 24 | 5 | 6 | 85 |
| 17 and Under | 2 | 0 | 1 | 2 | 0 | 0 | 3 | 2 | 1 | 3 | 0 | 0 | 14 |
| 18-20 | 4 | 4 | 1 | 4 | 4 | 3 | 4 | 5 | 10 | 21 | 5 | 6 | 71 |
| 14 and Under | 0 | 0 | 0 | 0 | 0 | 0 | 0 | 0 | 0 | 0 | 0 | 0 | 0 |
| 15-17 | 2 | 0 | 1 | 2 | 0 | 0 | 3 | 2 | 1 | 3 | 0 | 0 | 14 |
| DUI | 1 | 0 | 0 | 3 | 1 | 1 | 0 | 1 | 1 | 2 | 0 | 3 | 13 |
| 17 and Under | 0 | 0 | 0 | 0 | 0 | 0 | 0 | 1 | 0 | 0 | 0 | 0 | 1 |
| 18-20 | 1 | 0 | 0 | 3 | 1 | 1 | 0 | 0 | 1 | 2 | 0 | 3 | 12 |
| 21 and Over | 0 | 0 | 0 | 0 | 0 | 0 | 0 | 0 | 0 | 0 | 0 | 0 | 0 |
| Open Container | 0 | 0 | 0 | 0 | 0 | 0 | 0 | 0 | 0 | 0 | 0 | 0 | 0 |
| Youthful Offender | 0 | 0 | 0 | 0 | 0 | 0 | 0 | 0 | 0 | 0 | 0 | 0 | 0 |
| Public Intoxication | 1 | 0 | 0 | 1 | 0 | 0 | 1 | 0 | 0 | 2 | 0 | 0 | 5 |
| 17 and Under | 0 | 0 | 0 | 0 | 0 | 0 | 0 | 0 | 0 | 0 | 0 | 0 | 0 |
| 18-20 | 1 | 0 | 0 | 1 | 0 | 0 | 0 | 0 | 0 | 2 | 0 | 0 | 4 |
| 21 and Over | 0 | 0 | 0 | 0 | 0 | 0 | 1 | 0 | 0 | 0 | 0 | 0 | 1 |
| 14 and Under | 0 | 0 | 0 | 0 | 0 | 0 | 0 | 0 | 0 | 0 | 0 | 0 | 0 |
| 15-17 | 0 | 0 | 0 | 0 | 0 | 0 | 0 | 0 | 0 | 0 | 0 | 0 | 0 |
| Minor in Establishment | 0 | 0 | 0 | 1 | 0 | 0 | 0 | 0 | 1 | 12 | 4 | 6 | 24 |
| Furnish to Minor | 2 | 0 | 0 | 0 | 3 | 0 | 0 | 0 | 0 | 0 | 0 | 0 | 5 |
| Sell to Minor | 0 | 0 | 0 | 1 | 0 | 0 | 0 | 0 | 0 | 0 | 0 | 0 | 1 |
| False ID | 2 | 0 | 0 | 1 | 0 | 0 | 0 | 3 | 5 | 4 | 2 | 1 | 18 |
| BAC | | | | | | | | | | | | | |
| PBT | 0.200 | 0 | 0 | 0 | 0.170 | 0 | 0 | 0 | 0 | 0 | 0 | 0 | 0.185 |
| Intoximeter | 0.120 | 0 | 0 | 0.150 | 0.090 | 0.090 | 0 | 0.080 | 0 | 0.090 | 0 | 0.080 | 0.100 |
| Refused | 0 | 0 | 0 | 0 | 0 | 0 | 0 | 0 | 0 | 0 | 0 | 2 | 2 |
| Accident Related | 0 | 0 | 0 | 0 | 0 | 0 | 0 | 0 | 0 | 0 | 0 | 0 | 0 |
| Location of Offense | | | | | | | | | | | | | |
| Bar | 0 | 4 | 0 | 1 | 2 | 0 | 0 | 2 | 1 | 16 | 8 | 7 | 41 |
| Other | 0 | 0 | 0 | 0 | 0 | 0 | 3 | 0 | 0 | 2 | 0 | 0 | 5 |

| | | | | | | | | | | | | | |
|------------------------------------|---|---|---|---|---|---|---|---|----|----|---|---|----|
| Park | 0 | 0 | 0 | 0 | 0 | 0 | 0 | 0 | 0 | 0 | 0 | 0 | 0 |
| Parking Lot | 0 | 0 | 0 | 0 | 1 | 0 | 0 | 1 | 0 | 0 | 0 | 0 | 2 |
| Residence | 2 | 0 | 0 | 0 | 0 | 0 | 1 | 2 | 1 | 2 | 0 | 0 | 8 |
| Restaurant | 0 | 0 | 0 | 0 | 1 | 0 | 0 | 0 | 0 | 0 | 0 | 0 | 1 |
| School | 0 | 0 | 0 | 2 | 0 | 0 | 0 | 0 | 0 | 0 | 0 | 1 | 3 |
| Street | 1 | 0 | 0 | 5 | 3 | 0 | 2 | 4 | 13 | 17 | 2 | 5 | 52 |
| Vehicle | 2 | 0 | 0 | 0 | 0 | 0 | 0 | 0 | 0 | 0 | 0 | 0 | 2 |
| Where Minor Obt. Alc. | | | | | | | | | | | | | |
| Bar | 1 | 0 | 0 | 2 | 0 | 0 | 0 | 0 | 3 | 0 | 0 | 1 | 7 |
| Home | 0 | 0 | 0 | 0 | 0 | 0 | 0 | 0 | 0 | 0 | 0 | 0 | 0 |
| Liquor Store | 0 | 0 | 0 | 0 | 0 | 0 | 0 | 0 | 0 | 0 | 0 | 0 | 0 |
| Party | 0 | 0 | 0 | 2 | 3 | 0 | 0 | 0 | 1 | 0 | 0 | 0 | 6 |
| Other Crimes Charged | | | | | | | | | | | | | |
| Felony | 0 | 0 | 0 | 0 | 0 | 0 | 1 | 0 | 0 | 0 | 0 | 0 | 1 |
| Misdemeanor | 0 | 0 | 0 | 0 | 0 | 0 | 1 | 1 | 0 | 0 | 1 | 0 | 3 |
| Assault | 0 | 0 | 0 | 0 | 0 | 0 | 0 | 0 | 0 | 0 | 0 | 0 | 0 |
| Resisting Arrest | 0 | 0 | 0 | 0 | 0 | 0 | 0 | 0 | 0 | 0 | 0 | 0 | 0 |
| Interference | 0 | 0 | 0 | 0 | 0 | 0 | 0 | 1 | 1 | 1 | 1 | 0 | 4 |
| Disturbance | 0 | 0 | 0 | 0 | 0 | 0 | 0 | 0 | 0 | 0 | 0 | 0 | 0 |
| Curfew | 0 | 0 | 0 | 0 | 0 | 0 | 0 | 0 | 0 | 0 | 0 | 0 | 0 |
| Possession of Controlled Substance | 0 | 0 | 0 | 0 | 0 | 0 | 2 | 0 | 2 | 2 | 1 | 1 | 8 |

Lincoln County: January - December 2022

| | Jan. | Feb. | Mar. | Apr. | May | Jun. | July | Aug. | Sept. | Oct. | Nov. | Dec. | Totals & Ave. |
|-------------------------------|-------|------|------|-------|-------|------|------|-------|-------|------|------|------|---------------|
| Total Arrests | 2 | 0 | 0 | 10 | 5 | 0 | 0 | 1 | 1 | 0 | 0 | 0 | 19 |
| Over 21 | 0 | 0 | 0 | 0 | 0 | 0 | 0 | 0 | 0 | 0 | 0 | 0 | 0 |
| 18-20 | 0 | 0 | 0 | 3 | 5 | 0 | 0 | 1 | 1 | 0 | 0 | 0 | 10 |
| 15-17 | 2 | 0 | 0 | 7 | 0 | 0 | 0 | 0 | 0 | 0 | 0 | 0 | 9 |
| 14 and Under | 0 | 0 | 0 | 0 | 0 | 0 | 0 | 0 | 0 | 0 | 0 | 0 | 0 |
| Age Unknown | 0 | 0 | 0 | 0 | 0 | 0 | 0 | 0 | 0 | 0 | 0 | 0 | 0 |
| Total Cite/Release | 2 | 0 | 0 | 10 | 5 | 0 | 0 | 1 | 0 | 0 | 0 | 0 | 18 |
| Juvenile Cite/Release | 2 | 0 | 0 | 7 | 0 | 0 | 0 | 0 | 0 | 0 | 0 | 0 | 9 |
| Total Arrest/Custody | 0 | 0 | 0 | 0 | 0 | 0 | 0 | 0 | 1 | 0 | 0 | 0 | 1 |
| Juvenile Arrest/Custody | 0 | 0 | 0 | 0 | 0 | 0 | 0 | 0 | 0 | 0 | 0 | 0 | 0 |
| Day of Week | | | | | | | | | | | | | |
| Monday | 0 | 0 | 0 | 0 | 0 | 0 | 0 | 0 | 0 | 0 | 0 | 0 | 0 |
| Tuesday | 0 | 0 | 0 | 0 | 0 | 0 | 0 | 0 | 0 | 0 | 0 | 0 | 0 |
| Wednesday | 2 | 0 | 0 | 0 | 0 | 0 | 0 | 0 | 1 | 0 | 0 | 0 | 3 |
| Thursday | 0 | 0 | 0 | 0 | 0 | 0 | 0 | 0 | 0 | 0 | 0 | 0 | 0 |
| Friday | 0 | 0 | 0 | 0 | 0 | 0 | 0 | 0 | 0 | 0 | 0 | 0 | 0 |
| Saturday | 0 | 0 | 0 | 10 | 5 | 0 | 0 | 0 | 0 | 0 | 0 | 0 | 15 |
| Sunday | 0 | 0 | 0 | 0 | 0 | 0 | 0 | 1 | 0 | 0 | 0 | 0 | 1 |
| Time | | | | | | | | | | | | | |
| 10am-4pm | 2 | 0 | 0 | 0 | 0 | 0 | 0 | 0 | 0 | 0 | 0 | 0 | 2 |
| 4pm-10pm | 0 | 0 | 0 | 0 | 0 | 0 | 0 | 0 | 0 | 0 | 0 | 0 | 0 |
| 10pm-12am | 0 | 0 | 0 | 10 | 5 | 0 | 0 | 1 | 0 | 0 | 0 | 0 | 16 |
| 12am-2am | 0 | 0 | 0 | 0 | 0 | 0 | 0 | 0 | 1 | 0 | 0 | 0 | 1 |
| 2am-4am | 0 | 0 | 0 | 0 | 0 | 0 | 0 | 0 | 0 | 0 | 0 | 0 | 0 |
| 4am-10am | 0 | 0 | 0 | 0 | 0 | 0 | 0 | 0 | 0 | 0 | 0 | 0 | 0 |
| Age and Gender | | | | | | | | | | | | | |
| Female 14 and under | 0 | 0 | 0 | 0 | 0 | 0 | 0 | 0 | 0 | 0 | 0 | 0 | 0 |
| Female 15-17 | 2 | 0 | 0 | 1 | 0 | 0 | 0 | 0 | 0 | 0 | 0 | 0 | 3 |
| Female 18-20 | 0 | 0 | 0 | 2 | 2 | 0 | 0 | 1 | 0 | 0 | 0 | 0 | 5 |
| Female over 21 | 0 | 0 | 0 | 0 | 0 | 0 | 0 | 0 | 0 | 0 | 0 | 0 | 0 |
| Female no age | 0 | 0 | 0 | 0 | 0 | 0 | 0 | 0 | 0 | 0 | 0 | 0 | 0 |
| Male 14 and under | 0 | 0 | 0 | 0 | 0 | 0 | 0 | 0 | 0 | 0 | 0 | 0 | 0 |
| Male 15-17 | 0 | 0 | 0 | 6 | 0 | 0 | 0 | 0 | 0 | 0 | 0 | 0 | 6 |
| Male 18-20 | 0 | 0 | 0 | 1 | 3 | 0 | 0 | 0 | 1 | 0 | 0 | 0 | 5 |
| Male over 21 | 0 | 0 | 0 | 0 | 0 | 0 | 0 | 0 | 0 | 0 | 0 | 0 | 0 |
| Male no age | 0 | 0 | 0 | 0 | 0 | 0 | 0 | 0 | 0 | 0 | 0 | 0 | 0 |
| MIP | 2 | 0 | 0 | 10 | 5 | 0 | 0 | 1 | 1 | 0 | 0 | 0 | 19 |
| 17 and Under | 2 | 0 | 0 | 7 | 0 | 0 | 0 | 0 | 0 | 0 | 0 | 0 | 9 |
| 18-20 | 0 | 0 | 0 | 3 | 5 | 0 | 0 | 1 | 1 | 0 | 0 | 0 | 10 |
| 14 and Under | 0 | 0 | 0 | 0 | 0 | 0 | 0 | 0 | 0 | 0 | 0 | 0 | 0 |
| 15-17 | 2 | 0 | 0 | 7 | 0 | 0 | 0 | 0 | 0 | 0 | 0 | 0 | 9 |
| DUI | 0 | 0 | 0 | 0 | 0 | 0 | 0 | 0 | 1 | 0 | 0 | 0 | 1 |
| 17 and Under | 0 | 0 | 0 | 0 | 0 | 0 | 0 | 0 | 0 | 0 | 0 | 0 | 0 |
| 18-20 | 0 | 0 | 0 | 0 | 0 | 0 | 0 | 0 | 1 | 0 | 0 | 0 | 1 |
| 21 and Over | 0 | 0 | 0 | 0 | 0 | 0 | 0 | 0 | 0 | 0 | 0 | 0 | 0 |
| Open Container | 0 | 0 | 0 | 0 | 0 | 0 | 0 | 0 | 1 | 0 | 0 | 0 | 1 |
| Youthful Offender | 0 | 0 | 0 | 0 | 0 | 0 | 0 | 0 | 0 | 0 | 0 | 0 | 0 |
| Public Intoxication | 0 | 0 | 0 | 0 | 0 | 0 | 0 | 0 | 0 | 0 | 0 | 0 | 0 |
| 17 and Under | 0 | 0 | 0 | 0 | 0 | 0 | 0 | 0 | 0 | 0 | 0 | 0 | 0 |
| 18-20 | 0 | 0 | 0 | 0 | 0 | 0 | 0 | 0 | 0 | 0 | 0 | 0 | 0 |
| 21 and Over | 0 | 0 | 0 | 0 | 0 | 0 | 0 | 0 | 0 | 0 | 0 | 0 | 0 |
| 14 and Under | 0 | 0 | 0 | 0 | 0 | 0 | 0 | 0 | 0 | 0 | 0 | 0 | 0 |
| 15-17 | 0 | 0 | 0 | 0 | 0 | 0 | 0 | 0 | 0 | 0 | 0 | 0 | 0 |
| Minor in Establishment | 0 | 0 | 0 | 0 | 0 | 0 | 0 | 0 | 0 | 0 | 0 | 0 | 0 |
| Furnish to Minor | 0 | 0 | 0 | 0 | 0 | 0 | 0 | 0 | 0 | 0 | 0 | 0 | 0 |
| Sell to Minor | 0 | 0 | 0 | 0 | 0 | 0 | 0 | 0 | 0 | 0 | 0 | 0 | 0 |
| False ID | 0 | 0 | 0 | 0 | 0 | 0 | 0 | 0 | 0 | 0 | 0 | 0 | 0 |
| BAC | | | | | | | | | | | | | |
| PBT | 0.113 | 0 | 0 | 0.053 | 0.060 | 0 | 0 | 0.063 | 0 | 0 | 0 | 0 | 0.072 |
| Intoximeter | 0 | 0 | 0 | 0 | 0 | 0 | 0 | 0 | 0 | 0 | 0 | 0 | 0 |
| Refused | 0 | 0 | 0 | 0 | 0 | 0 | 0 | 0 | 1 | 0 | 0 | 0 | 1 |
| Accident Related | 0 | 0 | 0 | 0 | 0 | 0 | 0 | 0 | 0 | 0 | 0 | 0 | 0 |
| Location of Offense | | | | | | | | | | | | | |
| Bar | 0 | 0 | 0 | 0 | 0 | 0 | 0 | 0 | 0 | 0 | 0 | 0 | 0 |
| Other | 0 | 0 | 0 | 10 | 5 | 0 | 0 | 1 | 0 | 0 | 0 | 0 | 16 |
| Park | 0 | 0 | 0 | 0 | 0 | 0 | 0 | 0 | 0 | 0 | 0 | 0 | 0 |
| Parking Lot | 0 | 0 | 0 | 0 | 0 | 0 | 0 | 0 | 0 | 0 | 0 | 0 | 0 |

| | | | | | | | | | | | | | |
|------------------------------------|---|---|---|----|---|---|---|---|---|---|---|---|----|
| Residence | 0 | 0 | 0 | 0 | 0 | 0 | 0 | 0 | 0 | 0 | 0 | 0 | 0 |
| Restaurant | 0 | 0 | 0 | 0 | 0 | 0 | 0 | 0 | 0 | 0 | 0 | 0 | 0 |
| School | 2 | 0 | 0 | 0 | 0 | 0 | 0 | 0 | 0 | 0 | 0 | 0 | 2 |
| Street | 0 | 0 | 0 | 0 | 0 | 0 | 0 | 0 | 1 | 0 | 0 | 0 | 1 |
| Vehicle | 0 | 0 | 0 | 0 | 0 | 0 | 0 | 0 | 0 | 0 | 0 | 0 | 0 |
| Where Minor Obt. Alc. | | | | | | | | | | | | | |
| Bar | 0 | 0 | 0 | 0 | 0 | 0 | 0 | 0 | 0 | 0 | 0 | 0 | 0 |
| Home | 0 | 0 | 0 | 0 | 0 | 0 | 0 | 0 | 0 | 0 | 0 | 0 | 0 |
| Liquor Store | 0 | 0 | 0 | 0 | 0 | 0 | 0 | 0 | 0 | 0 | 0 | 0 | 0 |
| Party | 2 | 0 | 0 | 10 | 5 | 0 | 0 | 1 | 1 | 0 | 0 | 0 | 19 |
| Other Crimes Charged | | | | | | | | | | | | | |
| Felony | 0 | 0 | 0 | 0 | 0 | 0 | 0 | 0 | 0 | 0 | 0 | 0 | 0 |
| Misdemeanor | 0 | 0 | 0 | 0 | 0 | 0 | 0 | 0 | 0 | 0 | 0 | 0 | 0 |
| Assault | 0 | 0 | 0 | 0 | 0 | 0 | 0 | 0 | 0 | 0 | 0 | 0 | 0 |
| Resisting Arrest | 0 | 0 | 0 | 0 | 0 | 0 | 0 | 0 | 0 | 0 | 0 | 0 | 0 |
| Interference | 0 | 0 | 0 | 0 | 0 | 0 | 0 | 0 | 0 | 0 | 0 | 0 | 0 |
| Disturbance | 0 | 0 | 0 | 0 | 0 | 0 | 0 | 0 | 0 | 0 | 0 | 0 | 0 |
| Curfew | 0 | 0 | 0 | 0 | 0 | 0 | 0 | 0 | 0 | 0 | 0 | 0 | 0 |
| Possession of Controlled Substance | 0 | 0 | 0 | 0 | 0 | 0 | 0 | 0 | 0 | 0 | 0 | 0 | 0 |

Moorcroft PD: January - December 2022

| | Jan. | Feb. | Mar. | Apr. | May | Jun. | July | Aug. | Sept. | Oct. | Nov. | Dec. | Totals & Ave. |
|-------------------------------|------|------|------|------|-----|------|------|------|-------|------|------|------|---------------|
| Total Arrests | 0 | 0 | 0 | 0 | 0 | 0 | 0 | 0 | 0 | 0 | 0 | 0 | 0 |
| Over 21 | 0 | 0 | 0 | 0 | 0 | 0 | 0 | 0 | 0 | 0 | 0 | 0 | 0 |
| 18-20 | 0 | 0 | 0 | 0 | 0 | 0 | 0 | 0 | 0 | 0 | 0 | 0 | 0 |
| 15-17 | 0 | 0 | 0 | 0 | 0 | 0 | 0 | 0 | 0 | 0 | 0 | 0 | 0 |
| 14 and Under | 0 | 0 | 0 | 0 | 0 | 0 | 0 | 0 | 0 | 0 | 0 | 0 | 0 |
| Age Unknown | 0 | 0 | 0 | 0 | 0 | 0 | 0 | 0 | 0 | 0 | 0 | 0 | 0 |
| Total Cite/Release | 0 | 0 | 0 | 0 | 0 | 0 | 0 | 0 | 0 | 0 | 0 | 0 | 0 |
| Juvenile Cite/Release | 0 | 0 | 0 | 0 | 0 | 0 | 0 | 0 | 0 | 0 | 0 | 0 | 0 |
| Total Arrest/Custody | 0 | 0 | 0 | 0 | 0 | 0 | 0 | 0 | 0 | 0 | 0 | 0 | 0 |
| Juvenile Arrest/Custody | 0 | 0 | 0 | 0 | 0 | 0 | 0 | 0 | 0 | 0 | 0 | 0 | 0 |
| Day of Week | | | | | | | | | | | | | |
| Monday | 0 | 0 | 0 | 0 | 0 | 0 | 0 | 0 | 0 | 0 | 0 | 0 | 0 |
| Tuesday | 0 | 0 | 0 | 0 | 0 | 0 | 0 | 0 | 0 | 0 | 0 | 0 | 0 |
| Wednesday | 0 | 0 | 0 | 0 | 0 | 0 | 0 | 0 | 0 | 0 | 0 | 0 | 0 |
| Thursday | 0 | 0 | 0 | 0 | 0 | 0 | 0 | 0 | 0 | 0 | 0 | 0 | 0 |
| Friday | 0 | 0 | 0 | 0 | 0 | 0 | 0 | 0 | 0 | 0 | 0 | 0 | 0 |
| Saturday | 0 | 0 | 0 | 0 | 0 | 0 | 0 | 0 | 0 | 0 | 0 | 0 | 0 |
| Sunday | 0 | 0 | 0 | 0 | 0 | 0 | 0 | 0 | 0 | 0 | 0 | 0 | 0 |
| Time | | | | | | | | | | | | | |
| 10am-4pm | 0 | 0 | 0 | 0 | 0 | 0 | 0 | 0 | 0 | 0 | 0 | 0 | 0 |
| 4pm-10pm | 0 | 0 | 0 | 0 | 0 | 0 | 0 | 0 | 0 | 0 | 0 | 0 | 0 |
| 10pm-12am | 0 | 0 | 0 | 0 | 0 | 0 | 0 | 0 | 0 | 0 | 0 | 0 | 0 |
| 12am-2am | 0 | 0 | 0 | 0 | 0 | 0 | 0 | 0 | 0 | 0 | 0 | 0 | 0 |
| 2am-4am | 0 | 0 | 0 | 0 | 0 | 0 | 0 | 0 | 0 | 0 | 0 | 0 | 0 |
| 4am-10am | 0 | 0 | 0 | 0 | 0 | 0 | 0 | 0 | 0 | 0 | 0 | 0 | 0 |
| Age and Gender | | | | | | | | | | | | | |
| Female 14 and under | 0 | 0 | 0 | 0 | 0 | 0 | 0 | 0 | 0 | 0 | 0 | 0 | 0 |
| Female 15-17 | 0 | 0 | 0 | 0 | 0 | 0 | 0 | 0 | 0 | 0 | 0 | 0 | 0 |
| Female 18-20 | 0 | 0 | 0 | 0 | 0 | 0 | 0 | 0 | 0 | 0 | 0 | 0 | 0 |
| Female over 21 | 0 | 0 | 0 | 0 | 0 | 0 | 0 | 0 | 0 | 0 | 0 | 0 | 0 |
| Female no age | 0 | 0 | 0 | 0 | 0 | 0 | 0 | 0 | 0 | 0 | 0 | 0 | 0 |
| Male 14 and under | 0 | 0 | 0 | 0 | 0 | 0 | 0 | 0 | 0 | 0 | 0 | 0 | 0 |
| Male 15-17 | 0 | 0 | 0 | 0 | 0 | 0 | 0 | 0 | 0 | 0 | 0 | 0 | 0 |
| Male 18-20 | 0 | 0 | 0 | 0 | 0 | 0 | 0 | 0 | 0 | 0 | 0 | 0 | 0 |
| Male over 21 | 0 | 0 | 0 | 0 | 0 | 0 | 0 | 0 | 0 | 0 | 0 | 0 | 0 |
| Male no age | 0 | 0 | 0 | 0 | 0 | 0 | 0 | 0 | 0 | 0 | 0 | 0 | 0 |
| MIP | 0 | 0 | 0 | 0 | 0 | 0 | 0 | 0 | 0 | 0 | 0 | 0 | 0 |
| 17 and Under | 0 | 0 | 0 | 0 | 0 | 0 | 0 | 0 | 0 | 0 | 0 | 0 | 0 |
| 18-20 | 0 | 0 | 0 | 0 | 0 | 0 | 0 | 0 | 0 | 0 | 0 | 0 | 0 |
| 14 and Under | 0 | 0 | 0 | 0 | 0 | 0 | 0 | 0 | 0 | 0 | 0 | 0 | 0 |
| 15-17 | 0 | 0 | 0 | 0 | 0 | 0 | 0 | 0 | 0 | 0 | 0 | 0 | 0 |
| DUI | 0 | 0 | 0 | 0 | 0 | 0 | 0 | 0 | 0 | 0 | 0 | 0 | 0 |
| 17 and Under | 0 | 0 | 0 | 0 | 0 | 0 | 0 | 0 | 0 | 0 | 0 | 0 | 0 |
| 18-20 | 0 | 0 | 0 | 0 | 0 | 0 | 0 | 0 | 0 | 0 | 0 | 0 | 0 |
| 21 and Over | 0 | 0 | 0 | 0 | 0 | 0 | 0 | 0 | 0 | 0 | 0 | 0 | 0 |
| Open Container | 0 | 0 | 0 | 0 | 0 | 0 | 0 | 0 | 0 | 0 | 0 | 0 | 0 |
| Youthful Offender | 0 | 0 | 0 | 0 | 0 | 0 | 0 | 0 | 0 | 0 | 0 | 0 | 0 |
| Public Intoxication | 0 | 0 | 0 | 0 | 0 | 0 | 0 | 0 | 0 | 0 | 0 | 0 | 0 |
| 17 and Under | 0 | 0 | 0 | 0 | 0 | 0 | 0 | 0 | 0 | 0 | 0 | 0 | 0 |
| 18-20 | 0 | 0 | 0 | 0 | 0 | 0 | 0 | 0 | 0 | 0 | 0 | 0 | 0 |
| 21 and Over | 0 | 0 | 0 | 0 | 0 | 0 | 0 | 0 | 0 | 0 | 0 | 0 | 0 |
| 14 and Under | 0 | 0 | 0 | 0 | 0 | 0 | 0 | 0 | 0 | 0 | 0 | 0 | 0 |
| 15-17 | 0 | 0 | 0 | 0 | 0 | 0 | 0 | 0 | 0 | 0 | 0 | 0 | 0 |
| Minor in Establishment | 0 | 0 | 0 | 0 | 0 | 0 | 0 | 0 | 0 | 0 | 0 | 0 | 0 |
| Furnish to Minor | 0 | 0 | 0 | 0 | 0 | 0 | 0 | 0 | 0 | 0 | 0 | 0 | 0 |
| Sell to Minor | 0 | 0 | 0 | 0 | 0 | 0 | 0 | 0 | 0 | 0 | 0 | 0 | 0 |
| False ID | 0 | 0 | 0 | 0 | 0 | 0 | 0 | 0 | 0 | 0 | 0 | 0 | 0 |
| BAC | | | | | | | | | | | | | |
| PBT | 0 | 0 | 0 | 0 | 0 | 0 | 0 | 0 | 0 | 0 | 0 | 0 | 0 |
| Intoximeter | 0 | 0 | 0 | 0 | 0 | 0 | 0 | 0 | 0 | 0 | 0 | 0 | 0 |
| Refused | 0 | 0 | 0 | 0 | 0 | 0 | 0 | 0 | 0 | 0 | 0 | 0 | 0 |
| Accident Related | 0 | 0 | 0 | 0 | 0 | 0 | 0 | 0 | 0 | 0 | 0 | 0 | 0 |
| Location of Offense | | | | | | | | | | | | | |
| Bar | 0 | 0 | 0 | 0 | 0 | 0 | 0 | 0 | 0 | 0 | 0 | 0 | 0 |
| Other | 0 | 0 | 0 | 0 | 0 | 0 | 0 | 0 | 0 | 0 | 0 | 0 | 0 |

| | | | | | | | | | | | | | |
|------------------------------------|---|---|---|---|---|---|---|---|---|---|---|---|---|
| Park | 0 | 0 | 0 | 0 | 0 | 0 | 0 | 0 | 0 | 0 | 0 | 0 | 0 |
| Parking Lot | 0 | 0 | 0 | 0 | 0 | 0 | 0 | 0 | 0 | 0 | 0 | 0 | 0 |
| Residence | 0 | 0 | 0 | 0 | 0 | 0 | 0 | 0 | 0 | 0 | 0 | 0 | 0 |
| Restaurant | 0 | 0 | 0 | 0 | 0 | 0 | 0 | 0 | 0 | 0 | 0 | 0 | 0 |
| School | 0 | 0 | 0 | 0 | 0 | 0 | 0 | 0 | 0 | 0 | 0 | 0 | 0 |
| Street | 0 | 0 | 0 | 0 | 0 | 0 | 0 | 0 | 0 | 0 | 0 | 0 | 0 |
| Vehicle | 0 | 0 | 0 | 0 | 0 | 0 | 0 | 0 | 0 | 0 | 0 | 0 | 0 |
| Where Minor Obt. Alc. | | | | | | | | | | | | | |
| Bar | 0 | 0 | 0 | 0 | 0 | 0 | 0 | 0 | 0 | 0 | 0 | 0 | 0 |
| Home | 0 | 0 | 0 | 0 | 0 | 0 | 0 | 0 | 0 | 0 | 0 | 0 | 0 |
| Liquor Store | 0 | 0 | 0 | 0 | 0 | 0 | 0 | 0 | 0 | 0 | 0 | 0 | 0 |
| Party | 0 | 0 | 0 | 0 | 0 | 0 | 0 | 0 | 0 | 0 | 0 | 0 | 0 |
| Other Crimes Charged | | | | | | | | | | | | | |
| Felony | 0 | 0 | 0 | 0 | 0 | 0 | 0 | 0 | 0 | 0 | 0 | 0 | 0 |
| Misdemeanor | 0 | 0 | 0 | 0 | 0 | 0 | 0 | 0 | 0 | 0 | 0 | 0 | 0 |
| Assault | 0 | 0 | 0 | 0 | 0 | 0 | 0 | 0 | 0 | 0 | 0 | 0 | 0 |
| Resisting Arrest | 0 | 0 | 0 | 0 | 0 | 0 | 0 | 0 | 0 | 0 | 0 | 0 | 0 |
| Interference | 0 | 0 | 0 | 0 | 0 | 0 | 0 | 0 | 0 | 0 | 0 | 0 | 0 |
| Disturbance | 0 | 0 | 0 | 0 | 0 | 0 | 0 | 0 | 0 | 0 | 0 | 0 | 0 |
| Curfew | 0 | 0 | 0 | 0 | 0 | 0 | 0 | 0 | 0 | 0 | 0 | 0 | 0 |
| Possession of Controlled Substance | 0 | 0 | 0 | 0 | 0 | 0 | 0 | 0 | 0 | 0 | 0 | 0 | 0 |

Powell PD: January - December 2022

| | Jan. | Feb. | Mar. | Apr. | May | Jun. | July | Aug. | Sept. | Oct. | Nov. | Dec. | Totals & Ave. |
|-------------------------------|-------|------|------|-------|-------|------|------|------|-------|-------|------|-------|---------------|
| Total Arrests | 1 | 0 | 0 | 2 | 5 | 0 | 0 | 0 | 13 | 5 | 0 | 1 | 27 |
| Over 21 | 0 | 0 | 0 | 0 | 0 | 0 | 0 | 0 | 0 | 0 | 0 | 0 | 0 |
| 18-20 | 0 | 0 | 0 | 1 | 3 | 0 | 0 | 0 | 11 | 1 | 0 | 1 | 17 |
| 15-17 | 1 | 0 | 0 | 1 | 2 | 0 | 0 | 0 | 1 | 2 | 0 | 0 | 7 |
| 14 and Under | 0 | 0 | 0 | 0 | 0 | 0 | 0 | 0 | 1 | 2 | 0 | 0 | 3 |
| Age Unknown | 0 | 0 | 0 | 0 | 0 | 0 | 0 | 0 | 0 | 0 | 0 | 0 | 0 |
| Total Cite/Release | 1 | 0 | 0 | 2 | 4 | 0 | 0 | 0 | 11 | 4 | 0 | 1 | 23 |
| Juvenile Cite/Release | 1 | 0 | 0 | 1 | 2 | 0 | 0 | 0 | 2 | 4 | 0 | 0 | 10 |
| Total Arrest/Custody | 0 | 0 | 0 | 0 | 1 | 0 | 0 | 0 | 2 | 1 | 0 | 0 | 4 |
| Juvenile Arrest/Custody | 0 | 0 | 0 | 0 | 0 | 0 | 0 | 0 | 0 | 0 | 0 | 0 | 0 |
| Day of Week | | | | | | | | | | | | | |
| Monday | 0 | 0 | 0 | 0 | 0 | 0 | 0 | 0 | 1 | 0 | 0 | 0 | 1 |
| Tuesday | 0 | 0 | 0 | 1 | 2 | 0 | 0 | 0 | 3 | 0 | 0 | 0 | 6 |
| Wednesday | 0 | 0 | 0 | 0 | 0 | 0 | 0 | 0 | 5 | 0 | 0 | 0 | 5 |
| Thursday | 0 | 0 | 0 | 0 | 2 | 0 | 0 | 0 | 0 | 0 | 0 | 0 | 2 |
| Friday | 0 | 0 | 0 | 0 | 1 | 0 | 0 | 0 | 4 | 3 | 0 | 1 | 9 |
| Saturday | 1 | 0 | 0 | 1 | 0 | 0 | 0 | 0 | 0 | 1 | 0 | 0 | 3 |
| Sunday | 0 | 0 | 0 | 0 | 0 | 0 | 0 | 0 | 0 | 1 | 0 | 0 | 1 |
| Time | | | | | | | | | | | | | |
| 10am-4pm | 0 | 0 | 0 | 0 | 0 | 0 | 0 | 0 | 2 | 2 | 0 | 0 | 4 |
| 4pm-10pm | 1 | 0 | 0 | 1 | 0 | 0 | 0 | 0 | 0 | 0 | 0 | 1 | 3 |
| 10pm-12am | 0 | 0 | 0 | 1 | 2 | 0 | 0 | 0 | 2 | 0 | 0 | 0 | 5 |
| 12am-2am | 0 | 0 | 0 | 0 | 2 | 0 | 0 | 0 | 8 | 1 | 0 | 0 | 11 |
| 2am-4am | 0 | 0 | 0 | 0 | 0 | 0 | 0 | 0 | 0 | 1 | 0 | 0 | 1 |
| 4am-10am | 0 | 0 | 0 | 0 | 1 | 0 | 0 | 0 | 1 | 1 | 0 | 0 | 3 |
| Age and Gender | | | | | | | | | | | | | |
| Female 14 and under | 0 | 0 | 0 | 0 | 0 | 0 | 0 | 0 | 0 | 0 | 0 | 0 | 0 |
| Female 15-17 | 1 | 0 | 0 | 1 | 0 | 0 | 0 | 0 | 0 | 0 | 0 | 0 | 2 |
| Female 18-20 | 0 | 0 | 0 | 0 | 0 | 0 | 0 | 0 | 2 | 0 | 0 | 0 | 2 |
| Female over 21 | 0 | 0 | 0 | 0 | 0 | 0 | 0 | 0 | 0 | 0 | 0 | 0 | 0 |
| Female no age | 0 | 0 | 0 | 0 | 0 | 0 | 0 | 0 | 0 | 0 | 0 | 0 | 0 |
| Male 14 and under | 0 | 0 | 0 | 0 | 0 | 0 | 0 | 0 | 1 | 2 | 0 | 0 | 3 |
| Male 15-17 | 0 | 0 | 0 | 0 | 2 | 0 | 0 | 0 | 1 | 2 | 0 | 0 | 5 |
| Male 18-20 | 0 | 0 | 0 | 1 | 3 | 0 | 0 | 0 | 9 | 1 | 0 | 1 | 15 |
| Male over 21 | 0 | 0 | 0 | 0 | 0 | 0 | 0 | 0 | 0 | 0 | 0 | 0 | 0 |
| Male no age | 0 | 0 | 0 | 0 | 0 | 0 | 0 | 0 | 0 | 0 | 0 | 0 | 0 |
| MIP | 1 | 0 | 0 | 2 | 5 | 0 | 0 | 0 | 13 | 3 | 0 | 1 | 25 |
| 17 and Under | 1 | 0 | 0 | 1 | 2 | 0 | 0 | 0 | 2 | 3 | 0 | 0 | 9 |
| 18-20 | 0 | 0 | 0 | 1 | 3 | 0 | 0 | 0 | 11 | 0 | 0 | 1 | 16 |
| 14 and Under | 0 | 0 | 0 | 0 | 0 | 0 | 0 | 0 | 1 | 1 | 0 | 0 | 2 |
| 15-17 | 1 | 0 | 0 | 1 | 2 | 0 | 0 | 0 | 1 | 2 | 0 | 0 | 7 |
| DUI | 0 | 0 | 0 | 0 | 0 | 0 | 0 | 0 | 0 | 0 | 0 | 0 | 0 |
| 17 and Under | 0 | 0 | 0 | 0 | 0 | 0 | 0 | 0 | 0 | 0 | 0 | 0 | 0 |
| 18-20 | 0 | 0 | 0 | 0 | 0 | 0 | 0 | 0 | 0 | 0 | 0 | 0 | 0 |
| 21 and Over | 0 | 0 | 0 | 0 | 0 | 0 | 0 | 0 | 0 | 0 | 0 | 0 | 0 |
| Open Container | 0 | 0 | 0 | 0 | 0 | 0 | 0 | 0 | 0 | 0 | 0 | 0 | 0 |
| Youthful Offender | 0 | 0 | 0 | 0 | 0 | 0 | 0 | 0 | 0 | 1 | 0 | 0 | 1 |
| Public Intoxication | 0 | 0 | 0 | 0 | 0 | 0 | 0 | 0 | 0 | 0 | 0 | 0 | 0 |
| 17 and Under | 0 | 0 | 0 | 0 | 0 | 0 | 0 | 0 | 0 | 0 | 0 | 0 | 0 |
| 18-20 | 0 | 0 | 0 | 0 | 0 | 0 | 0 | 0 | 0 | 0 | 0 | 0 | 0 |
| 21 and Over | 0 | 0 | 0 | 0 | 0 | 0 | 0 | 0 | 0 | 0 | 0 | 0 | 0 |
| 14 and Under | 0 | 0 | 0 | 0 | 0 | 0 | 0 | 0 | 0 | 0 | 0 | 0 | 0 |
| 15-17 | 0 | 0 | 0 | 0 | 0 | 0 | 0 | 0 | 0 | 0 | 0 | 0 | 0 |
| Minor in Establishment | 0 | 0 | 0 | 0 | 0 | 0 | 0 | 0 | 0 | 0 | 0 | 0 | 0 |
| Furnish to Minor | 0 | 0 | 0 | 0 | 0 | 0 | 0 | 0 | 0 | 1 | 0 | 0 | 1 |
| Sell to Minor | 0 | 0 | 0 | 0 | 0 | 0 | 0 | 0 | 0 | 0 | 0 | 0 | 0 |
| False ID | 0 | 0 | 0 | 0 | 0 | 0 | 0 | 0 | 0 | 0 | 0 | 0 | 0 |
| BAC | | | | | | | | | | | | | |
| PBT | 0.097 | 0 | 0 | 0.087 | 0.055 | 0 | 0 | 0 | 0.052 | 0.136 | 0 | 0.099 | 0.088 |
| Intoximeter | 0 | 0 | 0 | 0 | 0 | 0 | 0 | 0 | 0 | 0 | 0 | 0 | 0 |
| Refused | 0 | 0 | 0 | 0 | 1 | 0 | 0 | 0 | 0 | 0 | 0 | 0 | 1 |
| Accident Related | 0 | 0 | 0 | 0 | 0 | 0 | 0 | 0 | 0 | 0 | 0 | 0 | 0 |
| Location of Offense | | | | | | | | | | | | | |
| Bar | 0 | 0 | 0 | 0 | 0 | 0 | 0 | 0 | 0 | 0 | 0 | 0 | 0 |
| Other | 1 | 0 | 0 | 1 | 0 | 0 | 0 | 0 | 0 | 1 | 0 | 0 | 3 |

| | | | | | | | | | | | | | |
|------------------------------------|---|---|---|---|---|---|---|---|---|---|---|---|----|
| Park | 0 | 0 | 0 | 0 | 1 | 0 | 0 | 0 | 3 | 0 | 0 | 0 | 4 |
| Parking Lot | 0 | 0 | 0 | 0 | 0 | 0 | 0 | 0 | 0 | 1 | 0 | 0 | 1 |
| Residence | 0 | 0 | 0 | 0 | 3 | 0 | 0 | 0 | 0 | 0 | 0 | 0 | 3 |
| Restaurant | 0 | 0 | 0 | 0 | 0 | 0 | 0 | 0 | 0 | 0 | 0 | 0 | 0 |
| School | 0 | 0 | 0 | 0 | 0 | 0 | 0 | 0 | 1 | 2 | 0 | 0 | 3 |
| Street | 0 | 0 | 0 | 0 | 1 | 0 | 0 | 0 | 1 | 0 | 0 | 0 | 2 |
| Vehicle | 0 | 0 | 0 | 1 | 0 | 0 | 0 | 0 | 8 | 1 | 0 | 1 | 11 |
| Where Minor Obt. Alc. | | | | | | | | | | | | | |
| Bar | 0 | 0 | 0 | 0 | 0 | 0 | 0 | 0 | 0 | 0 | 0 | 0 | 0 |
| Home | 0 | 0 | 0 | 0 | 0 | 0 | 0 | 0 | 0 | 0 | 0 | 0 | 0 |
| Liquor Store | 0 | 0 | 0 | 0 | 0 | 0 | 0 | 0 | 0 | 0 | 0 | 0 | 0 |
| Party | 0 | 0 | 0 | 1 | 2 | 0 | 0 | 0 | 0 | 0 | 0 | 0 | 3 |
| Other Crimes Charged | | | | | | | | | | | | | |
| Felony | 0 | 0 | 0 | 0 | 0 | 0 | 0 | 0 | 0 | 0 | 0 | 0 | 0 |
| Misdemeanor | 1 | 0 | 0 | 1 | 0 | 0 | 0 | 0 | 2 | 0 | 0 | 0 | 4 |
| Assault | 0 | 0 | 0 | 0 | 0 | 0 | 0 | 0 | 0 | 0 | 0 | 0 | 0 |
| Resisting Arrest | 0 | 0 | 0 | 0 | 0 | 0 | 0 | 0 | 0 | 0 | 0 | 0 | 0 |
| Interference | 0 | 0 | 0 | 0 | 1 | 0 | 0 | 0 | 2 | 0 | 0 | 0 | 3 |
| Disturbance | 0 | 0 | 0 | 0 | 0 | 0 | 0 | 0 | 0 | 0 | 0 | 0 | 0 |
| Curfew | 0 | 0 | 0 | 0 | 0 | 0 | 0 | 0 | 0 | 0 | 0 | 0 | 0 |
| Possession of Controlled Substance | 0 | 0 | 0 | 0 | 1 | 0 | 0 | 0 | 0 | 0 | 0 | 1 | 2 |

Rawlins PD: January - December 2022

| | Jan. | Feb. | Mar. | Apr. | May | Jun. | July | Aug. | Sept. | Oct. | Nov. | Dec. | Totals & Ave. |
|-------------------------------|------|------|------|------|-------|-------|-------|------|-------|------|------|-------|---------------|
| Total Arrests | 0 | 0 | 0 | 0 | 5 | 4 | 1 | 0 | 1 | 3 | 0 | 1 | 15 |
| Over 21 | 0 | 0 | 0 | 0 | 0 | 0 | 0 | 0 | 0 | 0 | 0 | 0 | 0 |
| 18-20 | 0 | 0 | 0 | 0 | 2 | 4 | 1 | 0 | 0 | 0 | 0 | 1 | 8 |
| 15-17 | 0 | 0 | 0 | 0 | 3 | 0 | 0 | 0 | 1 | 1 | 0 | 0 | 5 |
| 14 and Under | 0 | 0 | 0 | 0 | 0 | 0 | 0 | 0 | 0 | 2 | 0 | 0 | 2 |
| Age Unknown | 0 | 0 | 0 | 0 | 0 | 0 | 0 | 0 | 0 | 0 | 0 | 0 | 0 |
| Total Cite/Release | 0 | 0 | 0 | 0 | 5 | 4 | 1 | 0 | 1 | 3 | 0 | 1 | 15 |
| Juvenile Cite/Release | 0 | 0 | 0 | 0 | 3 | 0 | 0 | 0 | 1 | 3 | 0 | 0 | 7 |
| Total Arrest/Custody | 0 | 0 | 0 | 0 | 0 | 0 | 0 | 0 | 0 | 0 | 0 | 0 | 0 |
| Juvenile Arrest/Custody | 0 | 0 | 0 | 0 | 0 | 0 | 0 | 0 | 0 | 0 | 0 | 0 | 0 |
| Day of Week | | | | | | | | | | | | | |
| Monday | 0 | 0 | 0 | 0 | 1 | 0 | 0 | 0 | 0 | 0 | 0 | 0 | 1 |
| Tuesday | 0 | 0 | 0 | 0 | 0 | 0 | 1 | 0 | 0 | 1 | 0 | 0 | 2 |
| Wednesday | 0 | 0 | 0 | 0 | 0 | 0 | 0 | 0 | 0 | 0 | 0 | 0 | 0 |
| Thursday | 0 | 0 | 0 | 0 | 0 | 1 | 0 | 0 | 1 | 0 | 0 | 0 | 2 |
| Friday | 0 | 0 | 0 | 0 | 0 | 0 | 0 | 0 | 0 | 2 | 0 | 0 | 2 |
| Saturday | 0 | 0 | 0 | 0 | 1 | 3 | 0 | 0 | 0 | 0 | 0 | 0 | 4 |
| Sunday | 0 | 0 | 0 | 0 | 3 | 0 | 0 | 0 | 0 | 0 | 0 | 1 | 4 |
| Time | | | | | | | | | | | | | |
| 10am-4pm | 0 | 0 | 0 | 0 | 0 | 0 | 0 | 0 | 0 | 1 | 0 | 0 | 1 |
| 4pm-10pm | 0 | 0 | 0 | 0 | 0 | 3 | 0 | 0 | 1 | 0 | 0 | 0 | 4 |
| 10pm-12am | 0 | 0 | 0 | 0 | 4 | 0 | 0 | 0 | 0 | 2 | 0 | 1 | 7 |
| 12am-2am | 0 | 0 | 0 | 0 | 1 | 1 | 1 | 0 | 0 | 0 | 0 | 0 | 3 |
| 2am-4am | 0 | 0 | 0 | 0 | 0 | 0 | 0 | 0 | 0 | 0 | 0 | 0 | 0 |
| 4am-10am | 0 | 0 | 0 | 0 | 0 | 0 | 0 | 0 | 0 | 0 | 0 | 0 | 0 |
| Age and Gender | | | | | | | | | | | | | |
| Female 14 and under | 0 | 0 | 0 | 0 | 0 | 0 | 0 | 0 | 0 | 0 | 0 | 0 | 0 |
| Female 15-17 | 0 | 0 | 0 | 0 | 0 | 0 | 0 | 0 | 0 | 0 | 0 | 0 | 0 |
| Female 18-20 | 0 | 0 | 0 | 0 | 0 | 0 | 0 | 0 | 0 | 0 | 0 | 0 | 0 |
| Female over 21 | 0 | 0 | 0 | 0 | 0 | 0 | 0 | 0 | 0 | 0 | 0 | 0 | 0 |
| Female no age | 0 | 0 | 0 | 0 | 0 | 0 | 0 | 0 | 0 | 0 | 0 | 0 | 0 |
| Male 14 and under | 0 | 0 | 0 | 0 | 0 | 0 | 0 | 0 | 0 | 2 | 0 | 0 | 2 |
| Male 15-17 | 0 | 0 | 0 | 0 | 3 | 0 | 0 | 0 | 1 | 1 | 0 | 0 | 5 |
| Male 18-20 | 0 | 0 | 0 | 0 | 2 | 4 | 1 | 0 | 0 | 0 | 0 | 1 | 8 |
| Male over 21 | 0 | 0 | 0 | 0 | 0 | 0 | 0 | 0 | 0 | 0 | 0 | 0 | 0 |
| Male no age | 0 | 0 | 0 | 0 | 0 | 0 | 0 | 0 | 0 | 0 | 0 | 0 | 0 |
| MIP | 0 | 0 | 0 | 0 | 5 | 4 | 1 | 0 | 1 | 3 | 0 | 1 | 15 |
| 17 and Under | 0 | 0 | 0 | 0 | 3 | 0 | 0 | 0 | 1 | 3 | 0 | 0 | 7 |
| 18-20 | 0 | 0 | 0 | 0 | 2 | 4 | 1 | 0 | 0 | 0 | 0 | 1 | 8 |
| 14 and Under | 0 | 0 | 0 | 0 | 0 | 0 | 0 | 0 | 0 | 2 | 0 | 0 | 2 |
| 15-17 | 0 | 0 | 0 | 0 | 3 | 0 | 0 | 0 | 1 | 1 | 0 | 0 | 5 |
| DUI | 0 | 0 | 0 | 0 | 0 | 0 | 0 | 0 | 0 | 0 | 0 | 0 | 0 |
| 17 and Under | 0 | 0 | 0 | 0 | 0 | 0 | 0 | 0 | 0 | 0 | 0 | 0 | 0 |
| 18-20 | 0 | 0 | 0 | 0 | 0 | 0 | 0 | 0 | 0 | 0 | 0 | 0 | 0 |
| 21 and Over | 0 | 0 | 0 | 0 | 0 | 0 | 0 | 0 | 0 | 0 | 0 | 0 | 0 |
| Open Container | 0 | 0 | 0 | 0 | 0 | 0 | 0 | 0 | 0 | 0 | 0 | 0 | 0 |
| Youthful Offender | 0 | 0 | 0 | 0 | 0 | 0 | 0 | 0 | 0 | 0 | 0 | 0 | 0 |
| Public Intoxication | 0 | 0 | 0 | 0 | 0 | 0 | 0 | 0 | 0 | 0 | 0 | 0 | 0 |
| 17 and Under | 0 | 0 | 0 | 0 | 0 | 0 | 0 | 0 | 0 | 0 | 0 | 0 | 0 |
| 18-20 | 0 | 0 | 0 | 0 | 0 | 0 | 0 | 0 | 0 | 0 | 0 | 0 | 0 |
| 21 and Over | 0 | 0 | 0 | 0 | 0 | 0 | 0 | 0 | 0 | 0 | 0 | 0 | 0 |
| 14 and Under | 0 | 0 | 0 | 0 | 0 | 0 | 0 | 0 | 0 | 0 | 0 | 0 | 0 |
| 15-17 | 0 | 0 | 0 | 0 | 0 | 0 | 0 | 0 | 0 | 0 | 0 | 0 | 0 |
| Minor in Establishment | 0 | 0 | 0 | 0 | 0 | 0 | 0 | 0 | 0 | 0 | 0 | 0 | 0 |
| Furnish to Minor | 0 | 0 | 0 | 1 | 0 | 1 | 0 | 0 | 0 | 0 | 0 | 0 | 2 |
| Sell to Minor | 0 | 0 | 0 | 0 | 0 | 0 | 0 | 0 | 0 | 0 | 0 | 0 | 0 |
| False ID | 0 | 0 | 0 | 0 | 0 | 0 | 0 | 0 | 0 | 0 | 0 | 0 | 0 |
| BAC | | | | | | | | | | | | | |
| PBT | 0 | 0 | 0 | 0 | 0.153 | 0.084 | 0.103 | 0 | 0.132 | 0 | 0 | 0.083 | 0.111 |
| Intoximeter | 0 | 0 | 0 | 0 | 0 | 0 | 0 | 0 | 0 | 0 | 0 | 0 | 0 |
| Refused | 0 | 0 | 0 | 0 | 0 | 0 | 0 | 0 | 0 | 1 | 0 | 0 | 1 |
| Accident Related | 0 | 0 | 0 | 0 | 0 | 0 | 0 | 0 | 0 | 0 | 0 | 0 | 0 |
| Location of Offense | | | | | | | | | | | | | |
| Bar | 0 | 0 | 0 | 0 | 0 | 0 | 0 | 0 | 0 | 0 | 0 | 0 | 0 |
| Other | 0 | 0 | 0 | 0 | 0 | 3 | 0 | 0 | 0 | 0 | 0 | 0 | 3 |

| | | | | | | | | | | | | | |
|------------------------------------|---|---|---|---|---|---|---|---|---|---|---|---|---|
| Park | 0 | 0 | 0 | 0 | 3 | 0 | 0 | 0 | 0 | 0 | 0 | 0 | 3 |
| Parking Lot | 0 | 0 | 0 | 0 | 0 | 0 | 0 | 0 | 1 | 0 | 0 | 0 | 1 |
| Residence | 0 | 0 | 0 | 0 | 0 | 0 | 0 | 0 | 0 | 2 | 0 | 1 | 3 |
| Restaurant | 0 | 0 | 0 | 0 | 0 | 0 | 0 | 0 | 0 | 0 | 0 | 0 | 0 |
| School | 0 | 0 | 0 | 0 | 0 | 0 | 0 | 0 | 0 | 1 | 0 | 0 | 1 |
| Street | 0 | 0 | 0 | 0 | 1 | 2 | 1 | 0 | 0 | 0 | 0 | 0 | 4 |
| Vehicle | 0 | 0 | 0 | 0 | 1 | 0 | 0 | 0 | 0 | 0 | 0 | 0 | 1 |
| Where Minor Obt. Alc. | | | | | | | | | | | | | |
| Bar | 0 | 0 | 0 | 0 | 0 | 0 | 0 | 0 | 0 | 0 | 0 | 0 | 0 |
| Home | 0 | 0 | 0 | 0 | 0 | 1 | 0 | 0 | 0 | 1 | 0 | 1 | 3 |
| Liquor Store | 0 | 0 | 0 | 0 | 3 | 0 | 0 | 0 | 0 | 0 | 0 | 0 | 3 |
| Party | 0 | 0 | 0 | 0 | 1 | 0 | 0 | 0 | 0 | 2 | 0 | 0 | 3 |
| Other Crimes Charged | | | | | | | | | | | | | |
| Felony | 0 | 0 | 0 | 0 | 0 | 0 | 0 | 0 | 0 | 0 | 0 | 0 | 0 |
| Misdemeanor | 0 | 0 | 0 | 0 | 0 | 0 | 0 | 0 | 0 | 0 | 0 | 0 | 0 |
| Assault | 0 | 0 | 0 | 0 | 0 | 0 | 0 | 0 | 1 | 0 | 0 | 0 | 1 |
| Resisting Arrest | 0 | 0 | 0 | 0 | 0 | 0 | 0 | 0 | 0 | 0 | 0 | 0 | 0 |
| Interference | 0 | 0 | 0 | 0 | 0 | 0 | 0 | 0 | 0 | 0 | 0 | 0 | 0 |
| Disturbance | 0 | 0 | 0 | 0 | 0 | 0 | 0 | 0 | 0 | 0 | 0 | 0 | 0 |
| Curfew | 0 | 0 | 0 | 0 | 0 | 0 | 0 | 0 | 0 | 0 | 0 | 0 | 0 |
| Possession of Controlled Substance | 0 | 0 | 0 | 0 | 0 | 0 | 0 | 0 | 0 | 0 | 0 | 0 | 0 |

Rock Springs PD: January - December 2022

| | Jan. | Feb. | Mar. | Apr. | May | Jun. | July | Aug. | Sept. | Oct. | Nov. | Dec. | Totals & Ave. |
|-------------------------------|------|------|-------|------|-----|-------|------|------|-------|------|------|------|---------------|
| Total Arrests | 2 | 0 | 4 | 2 | 11 | 5 | 1 | 22 | 4 | 3 | 3 | 11 | 68 |
| Over 21 | 0 | 0 | 0 | 0 | 0 | 0 | 0 | 0 | 0 | 0 | 0 | 3 | 3 |
| 18-20 | 0 | 0 | 1 | 0 | 5 | 3 | 1 | 12 | 4 | 1 | 1 | 8 | 36 |
| 15-17 | 2 | 0 | 3 | 2 | 6 | 1 | 0 | 10 | 0 | 2 | 2 | 0 | 28 |
| 14 and Under | 0 | 0 | 0 | 0 | 0 | 1 | 0 | 0 | 0 | 0 | 0 | 0 | 1 |
| Age Unknown | 0 | 0 | 0 | 0 | 0 | 0 | 0 | 0 | 0 | 0 | 0 | 0 | 0 |
| Total Cite/Release | 2 | 0 | 4 | 1 | 10 | 5 | 0 | 22 | 4 | 3 | 3 | 10 | 64 |
| Juvenile Cite/Release | 2 | 0 | 3 | 1 | 5 | 2 | 0 | 10 | 0 | 2 | 2 | 0 | 27 |
| Total Arrest/Custody | 0 | 0 | 0 | 1 | 1 | 0 | 1 | 0 | 0 | 0 | 0 | 1 | 4 |
| Juvenile Arrest/Custody | 0 | 0 | 0 | 1 | 1 | 0 | 0 | 0 | 0 | 0 | 0 | 0 | 2 |
| Day of Week | | | | | | | | | | | | | |
| Monday | 0 | 0 | 0 | 1 | 0 | 0 | 0 | 0 | 4 | 0 | 0 | 2 | 7 |
| Tuesday | 2 | 0 | 0 | 1 | 1 | 1 | 0 | 4 | 0 | 1 | 2 | 1 | 13 |
| Wednesday | 0 | 0 | 3 | 0 | 0 | 0 | 0 | 2 | 0 | 0 | 0 | 0 | 5 |
| Thursday | 0 | 0 | 0 | 0 | 0 | 3 | 1 | 5 | 0 | 0 | 0 | 0 | 9 |
| Friday | 0 | 0 | 1 | 0 | 0 | 0 | 0 | 8 | 0 | 1 | 1 | 0 | 11 |
| Saturday | 0 | 0 | 0 | 0 | 4 | 1 | 0 | 1 | 0 | 1 | 0 | 3 | 10 |
| Sunday | 0 | 0 | 0 | 0 | 6 | 0 | 0 | 2 | 0 | 0 | 0 | 5 | 13 |
| Time | | | | | | | | | | | | | |
| 10am-4pm | 1 | 0 | 4 | 0 | 0 | 0 | 0 | 0 | 0 | 0 | 0 | 0 | 5 |
| 4pm-10pm | 0 | 0 | 0 | 0 | 0 | 2 | 0 | 4 | 0 | 2 | 0 | 4 | 12 |
| 10pm-12am | 0 | 0 | 0 | 0 | 2 | 2 | 0 | 10 | 0 | 1 | 0 | 7 | 22 |
| 12am-2am | 0 | 0 | 0 | 1 | 6 | 1 | 0 | 5 | 4 | 0 | 1 | 0 | 18 |
| 2am-4am | 0 | 0 | 0 | 0 | 3 | 0 | 0 | 1 | 0 | 0 | 2 | 0 | 6 |
| 4am-10am | 1 | 0 | 0 | 1 | 0 | 0 | 1 | 2 | 0 | 0 | 0 | 0 | 5 |
| Age and Gender | | | | | | | | | | | | | |
| Female 14 and under | 0 | 0 | 0 | 0 | 0 | 0 | 0 | 0 | 0 | 0 | 0 | 0 | 0 |
| Female 15-17 | 0 | 0 | 2 | 0 | 0 | 0 | 0 | 1 | 0 | 1 | 2 | 0 | 6 |
| Female 18-20 | 0 | 0 | 1 | 0 | 2 | 0 | 0 | 2 | 0 | 0 | 0 | 4 | 9 |
| Female over 21 | 0 | 0 | 0 | 0 | 0 | 0 | 0 | 0 | 0 | 0 | 0 | 2 | 2 |
| Female no age | 0 | 0 | 0 | 0 | 0 | 0 | 0 | 0 | 0 | 0 | 0 | 0 | 0 |
| Male 14 and under | 0 | 0 | 0 | 0 | 0 | 1 | 0 | 0 | 0 | 0 | 0 | 0 | 1 |
| Male 15-17 | 2 | 0 | 1 | 2 | 6 | 1 | 0 | 9 | 0 | 1 | 0 | 0 | 22 |
| Male 18-20 | 0 | 0 | 0 | 0 | 3 | 3 | 1 | 10 | 4 | 1 | 1 | 4 | 27 |
| Male over 21 | 0 | 0 | 0 | 0 | 0 | 0 | 0 | 0 | 0 | 0 | 0 | 1 | 1 |
| Male no age | 0 | 0 | 0 | 0 | 0 | 0 | 0 | 0 | 0 | 0 | 0 | 0 | 0 |
| MIP | 2 | 0 | 2 | 1 | 0 | 0 | 0 | 0 | 4 | 1 | 0 | 4 | 14 |
| 17 and Under | 2 | 0 | 2 | 1 | 0 | 0 | 0 | 0 | 0 | 1 | 0 | 0 | 6 |
| 18-20 | 0 | 0 | 0 | 0 | 0 | 0 | 0 | 0 | 4 | 0 | 0 | 4 | 8 |
| 14 and Under | 0 | 0 | 0 | 0 | 0 | 0 | 0 | 0 | 0 | 0 | 0 | 0 | 0 |
| 15-17 | 2 | 0 | 2 | 1 | 0 | 0 | 0 | 0 | 0 | 1 | 0 | 0 | 6 |
| DUI | 0 | 0 | 0 | 0 | 1 | 0 | 0 | 1 | 0 | 0 | 0 | 0 | 2 |
| 17 and Under | 0 | 0 | 0 | 0 | 1 | 0 | 0 | 1 | 0 | 0 | 0 | 0 | 2 |
| 18-20 | 0 | 0 | 0 | 0 | 0 | 0 | 0 | 0 | 0 | 0 | 0 | 0 | 0 |
| 21 and Over | 0 | 0 | 0 | 0 | 0 | 0 | 0 | 0 | 0 | 0 | 0 | 0 | 0 |
| Open Container | 0 | 0 | 0 | 0 | 0 | 0 | 0 | 1 | 0 | 0 | 0 | 1 | 2 |
| Youthful Offender | 0 | 0 | 4 | 1 | 10 | 5 | 1 | 18 | 0 | 2 | 2 | 3 | 46 |
| Public Intoxication | 0 | 0 | 0 | 0 | 0 | 0 | 0 | 0 | 0 | 0 | 0 | 0 | 0 |
| 17 and Under | 0 | 0 | 0 | 0 | 0 | 0 | 0 | 0 | 0 | 0 | 0 | 0 | 0 |
| 18-20 | 0 | 0 | 0 | 0 | 0 | 0 | 0 | 0 | 0 | 0 | 0 | 0 | 0 |
| 21 and Over | 0 | 0 | 0 | 0 | 0 | 0 | 0 | 0 | 0 | 0 | 0 | 0 | 0 |
| 14 and Under | 0 | 0 | 0 | 0 | 0 | 0 | 0 | 0 | 0 | 0 | 0 | 0 | 0 |
| 15-17 | 0 | 0 | 0 | 0 | 0 | 0 | 0 | 0 | 0 | 0 | 0 | 0 | 0 |
| Minor in Establishment | 0 | 0 | 0 | 0 | 0 | 0 | 0 | 0 | 0 | 0 | 0 | 0 | 0 |
| Furnish to Minor | 0 | 0 | 0 | 0 | 0 | 0 | 0 | 2 | 0 | 0 | 0 | 0 | 2 |
| Sell to Minor | 0 | 0 | 0 | 0 | 0 | 0 | 0 | 0 | 0 | 0 | 0 | 3 | 3 |
| False ID | 0 | 0 | 0 | 0 | 0 | 0 | 0 | 0 | 0 | 0 | 0 | 0 | 0 |
| BAC | | | | | | | | | | | | | |
| PBT | 0 | 0 | 0.134 | 0 | 0 | 0.230 | 0 | 0 | 0 | 0 | 0 | 0 | 0.182 |
| Intoximeter | 0 | 0 | 0 | 0 | 0 | 0 | 0 | 0 | 0 | 0 | 0 | 0 | 0 |
| Refused | 0 | 0 | 0 | 0 | 0 | 0 | 0 | 0 | 0 | 0 | 0 | 0 | 0 |
| Accident Related | 0 | 0 | 0 | 0 | 0 | 0 | 0 | 0 | 0 | 0 | 0 | 0 | 0 |
| Location of Offense | | | | | | | | | | | | | |
| Bar | 0 | 0 | 0 | 0 | 0 | 0 | 0 | 0 | 0 | 0 | 0 | 0 | 0 |
| Other | 0 | 0 | 0 | 0 | 0 | 0 | 1 | 19 | 0 | 0 | 0 | 0 | 20 |

| | | | | | | | | | | | | | |
|------------------------------------|---|---|---|---|---|---|---|---|---|---|---|---|----|
| Park | 0 | 0 | 0 | 0 | 0 | 0 | 0 | 0 | 0 | 0 | 0 | 0 | 0 |
| Parking Lot | 0 | 0 | 0 | 0 | 0 | 0 | 0 | 0 | 0 | 0 | 1 | 0 | 1 |
| Residence | 0 | 0 | 3 | 0 | 8 | 5 | 0 | 0 | 4 | 1 | 1 | 5 | 27 |
| Restaurant | 0 | 0 | 0 | 0 | 0 | 0 | 0 | 0 | 0 | 0 | 0 | 3 | 3 |
| School | 2 | 0 | 1 | 2 | 0 | 0 | 0 | 0 | 0 | 0 | 0 | 0 | 5 |
| Street | 0 | 0 | 0 | 0 | 3 | 0 | 0 | 3 | 0 | 0 | 0 | 0 | 6 |
| Vehicle | 0 | 0 | 0 | 0 | 0 | 0 | 0 | 0 | 0 | 2 | 1 | 3 | 6 |
| Where Minor Obt. Alc. | | | | | | | | | | | | | |
| Bar | 0 | 0 | 0 | 0 | 0 | 0 | 0 | 0 | 0 | 0 | 0 | 0 | 0 |
| Home | 0 | 0 | 0 | 0 | 0 | 0 | 0 | 0 | 0 | 0 | 0 | 0 | 0 |
| Liquor Store | 0 | 0 | 0 | 0 | 0 | 0 | 0 | 0 | 0 | 0 | 0 | 0 | 0 |
| Party | 0 | 0 | 0 | 0 | 0 | 0 | 0 | 0 | 0 | 0 | 0 | 0 | 0 |
| Other Crimes Charged | | | | | | | | | | | | | |
| Felony | 0 | 0 | 0 | 0 | 0 | 0 | 0 | 0 | 0 | 0 | 0 | 0 | 0 |
| Misdemeanor | 0 | 0 | 0 | 0 | 0 | 0 | 0 | 0 | 0 | 0 | 0 | 0 | 0 |
| Assault | 0 | 0 | 0 | 0 | 0 | 0 | 0 | 0 | 0 | 0 | 0 | 0 | 0 |
| Resisting Arrest | 0 | 0 | 0 | 0 | 0 | 0 | 0 | 0 | 0 | 0 | 0 | 0 | 0 |
| Interference | 0 | 0 | 0 | 0 | 0 | 0 | 0 | 0 | 0 | 0 | 0 | 0 | 0 |
| Disturbance | 0 | 0 | 0 | 0 | 0 | 0 | 0 | 0 | 0 | 0 | 0 | 0 | 0 |
| Curfew | 0 | 0 | 0 | 0 | 0 | 0 | 0 | 0 | 0 | 0 | 0 | 0 | 0 |
| Possession of Controlled Substance | 0 | 0 | 0 | 0 | 0 | 0 | 0 | 0 | 0 | 0 | 0 | 0 | 0 |

Sheridan PD: January - December 2022

| | Jan. | Feb. | Mar. | Apr. | May | Jun. | July | Aug. | Sept. | Oct. | Nov. | Dec. | Totals & Ave. |
|-------------------------------|-------|-------|------|-------|-------|-------|-------|-------|-------|------|------|-------|---------------|
| Total Arrests | 2 | 4 | 1 | 7 | 2 | 12 | 14 | 6 | 12 | 1 | 0 | 8 | 69 |
| Over 21 | 0 | 0 | 0 | 0 | 0 | 0 | 0 | 0 | 0 | 0 | 0 | 0 | 0 |
| 18-20 | 2 | 4 | 0 | 4 | 1 | 2 | 8 | 3 | 12 | 0 | 0 | 5 | 41 |
| 15-17 | 0 | 0 | 1 | 1 | 0 | 5 | 3 | 3 | 0 | 1 | 0 | 0 | 14 |
| 14 and Under | 0 | 0 | 0 | 2 | 1 | 5 | 3 | 0 | 0 | 0 | 0 | 3 | 14 |
| Age Unknown | 0 | 0 | 0 | 0 | 0 | 0 | 0 | 0 | 0 | 0 | 0 | 0 | 0 |
| Total Cite/Release | 1 | 1 | 1 | 7 | 2 | 11 | 12 | 6 | 11 | 1 | 0 | 7 | 60 |
| Juvenile Cite/Release | 0 | 0 | 1 | 3 | 1 | 10 | 6 | 3 | 0 | 1 | 0 | 3 | 28 |
| Total Arrest/Custody | 1 | 3 | 0 | 0 | 0 | 1 | 2 | 0 | 1 | 0 | 0 | 1 | 9 |
| Juvenile Arrest/Custody | 0 | 0 | 0 | 0 | 0 | 0 | 0 | 0 | 0 | 0 | 0 | 0 | 0 |
| Day of Week | | | | | | | | | | | | | |
| Monday | 0 | 0 | 0 | 1 | 1 | 0 | 0 | 0 | 0 | 0 | 0 | 1 | 3 |
| Tuesday | 2 | 0 | 0 | 1 | 1 | 6 | 0 | 0 | 3 | 0 | 0 | 0 | 13 |
| Wednesday | 0 | 2 | 0 | 1 | 0 | 3 | 0 | 4 | 0 | 0 | 0 | 0 | 10 |
| Thursday | 0 | 0 | 1 | 0 | 0 | 1 | 0 | 1 | 0 | 0 | 0 | 3 | 6 |
| Friday | 0 | 0 | 0 | 1 | 0 | 2 | 1 | 0 | 1 | 0 | 0 | 0 | 5 |
| Saturday | 0 | 2 | 0 | 2 | 0 | 0 | 6 | 1 | 8 | 0 | 0 | 0 | 19 |
| Sunday | 0 | 0 | 0 | 1 | 0 | 0 | 7 | 0 | 0 | 1 | 0 | 4 | 13 |
| Time | | | | | | | | | | | | | |
| 10am-4pm | 0 | 0 | 0 | 1 | 1 | 0 | 0 | 0 | 0 | 0 | 0 | 3 | 5 |
| 4pm-10pm | 2 | 2 | 0 | 1 | 0 | 1 | 0 | 0 | 3 | 0 | 0 | 1 | 10 |
| 10pm-12am | 0 | 0 | 0 | 0 | 0 | 1 | 1 | 0 | 1 | 0 | 0 | 0 | 3 |
| 12am-2am | 0 | 0 | 0 | 0 | 1 | 7 | 7 | 1 | 7 | 0 | 0 | 4 | 27 |
| 2am-4am | 0 | 2 | 0 | 4 | 0 | 1 | 2 | 5 | 0 | 1 | 0 | 0 | 15 |
| 4am-10am | 0 | 0 | 1 | 1 | 0 | 2 | 4 | 0 | 1 | 0 | 0 | 0 | 9 |
| Age and Gender | | | | | | | | | | | | | |
| Female 14 and under | 0 | 0 | 0 | 2 | 1 | 2 | 2 | 0 | 0 | 0 | 0 | 3 | 10 |
| Female 15-17 | 0 | 0 | 0 | 0 | 0 | 2 | 0 | 0 | 0 | 0 | 0 | 0 | 2 |
| Female 18-20 | 0 | 1 | 0 | 2 | 1 | 1 | 4 | 0 | 8 | 0 | 0 | 3 | 20 |
| Female over 21 | 0 | 0 | 0 | 0 | 0 | 0 | 0 | 0 | 0 | 0 | 0 | 0 | 0 |
| Female no age | 0 | 0 | 0 | 0 | 0 | 0 | 0 | 0 | 0 | 0 | 0 | 0 | 0 |
| Male 14 and under | 0 | 0 | 0 | 0 | 0 | 3 | 1 | 0 | 0 | 0 | 0 | 0 | 4 |
| Male 15-17 | 0 | 0 | 1 | 1 | 0 | 3 | 3 | 3 | 0 | 1 | 0 | 0 | 12 |
| Male 18-20 | 2 | 3 | 0 | 2 | 0 | 1 | 4 | 3 | 4 | 0 | 0 | 2 | 21 |
| Male over 21 | 0 | 0 | 0 | 0 | 0 | 0 | 0 | 0 | 0 | 0 | 0 | 0 | 0 |
| Male no age | 0 | 0 | 0 | 0 | 0 | 0 | 0 | 0 | 0 | 0 | 0 | 0 | 0 |
| MIP | 2 | 3 | 1 | 6 | 2 | 10 | 12 | 6 | 11 | 1 | 0 | 7 | 61 |
| 17 and Under | 0 | 0 | 1 | 3 | 1 | 9 | 6 | 3 | 0 | 1 | 0 | 3 | 27 |
| 18-20 | 2 | 3 | 0 | 3 | 1 | 1 | 6 | 3 | 11 | 0 | 0 | 4 | 34 |
| 14 and Under | 0 | 0 | 0 | 2 | 1 | 5 | 3 | 0 | 0 | 0 | 0 | 3 | 14 |
| 15-17 | 0 | 0 | 1 | 1 | 0 | 4 | 3 | 3 | 0 | 1 | 0 | 0 | 13 |
| DUI | 1 | 2 | 0 | 1 | 0 | 1 | 2 | 0 | 1 | 0 | 0 | 1 | 9 |
| 17 and Under | 0 | 0 | 0 | 0 | 0 | 0 | 0 | 0 | 0 | 0 | 0 | 0 | 0 |
| 18-20 | 1 | 2 | 0 | 1 | 0 | 1 | 2 | 0 | 1 | 0 | 0 | 1 | 9 |
| 21 and Over | 0 | 0 | 0 | 0 | 0 | 0 | 0 | 0 | 0 | 0 | 0 | 0 | 0 |
| Open Container | 0 | 0 | 0 | 0 | 0 | 0 | 0 | 0 | 0 | 0 | 0 | 0 | 0 |
| Youthful Offender | 0 | 0 | 0 | 1 | 0 | 0 | 0 | 0 | 0 | 0 | 0 | 0 | 1 |
| Public Intoxication | 0 | 0 | 0 | 0 | 0 | 1 | 0 | 0 | 0 | 0 | 0 | 0 | 1 |
| 17 and Under | 0 | 0 | 0 | 0 | 0 | 1 | 0 | 0 | 0 | 0 | 0 | 0 | 1 |
| 18-20 | 0 | 0 | 0 | 0 | 0 | 0 | 0 | 0 | 0 | 0 | 0 | 0 | 0 |
| 21 and Over | 0 | 0 | 0 | 0 | 0 | 0 | 0 | 0 | 0 | 0 | 0 | 0 | 0 |
| 14 and Under | 0 | 0 | 0 | 0 | 0 | 0 | 0 | 0 | 0 | 0 | 0 | 0 | 0 |
| 15-17 | 0 | 0 | 0 | 0 | 0 | 1 | 0 | 0 | 0 | 0 | 0 | 0 | 1 |
| Minor in Establishment | 0 | 0 | 0 | 0 | 0 | 0 | 0 | 0 | 0 | 0 | 0 | 0 | 0 |
| Furnish to Minor | 0 | 0 | 0 | 0 | 0 | 0 | 0 | 0 | 0 | 0 | 0 | 0 | 0 |
| Sell to Minor | 0 | 0 | 0 | 0 | 0 | 0 | 0 | 0 | 0 | 0 | 0 | 0 | 0 |
| False ID | 0 | 0 | 0 | 0 | 0 | 0 | 0 | 0 | 0 | 0 | 0 | 2 | 2 |
| BAC | | | | | | | | | | | | | |
| PBT | 0.019 | 0.220 | 0 | 0.135 | 0.036 | 0.086 | 0.068 | 0.142 | 0.059 | 0 | 0 | 0.130 | 0.099 |
| Intoximeter | 0 | 0 | 0 | 0.150 | 0 | 0 | 0.201 | 0 | 0.170 | 0 | 0 | 0.21 | 0.183 |
| Refused | 0 | 0 | 0 | 0 | 0 | 1 | 2 | 0 | 0 | 1 | 0 | 0 | 4 |
| Accident Related | 0 | 0 | 0 | 0 | 0 | 0 | 0 | 0 | 0 | 0 | 0 | 0 | 0 |
| Location of Offense | | | | | | | | | | | | | |
| Bar | 0 | 0 | 0 | 0 | 0 | 0 | 0 | 0 | 1 | 0 | 0 | 0 | 1 |
| Other | 0 | 0 | 0 | 4 | 1 | 0 | 0 | 0 | 0 | 0 | 0 | 0 | 5 |

| | | | | | | | | | | | | | |
|------------------------------------|---|---|---|---|---|---|---|---|---|---|---|---|----|
| Park | 0 | 0 | 0 | 0 | 0 | 3 | 0 | 0 | 0 | 0 | 0 | 0 | 3 |
| Parking Lot | 0 | 0 | 0 | 0 | 0 | 0 | 6 | 0 | 0 | 0 | 0 | 0 | 6 |
| Residence | 0 | 0 | 0 | 0 | 0 | 8 | 3 | 0 | 7 | 1 | 0 | 0 | 19 |
| Restaurant | 0 | 0 | 0 | 0 | 0 | 0 | 0 | 0 | 0 | 0 | 0 | 0 | 0 |
| School | 0 | 0 | 1 | 3 | 1 | 0 | 0 | 0 | 0 | 0 | 0 | 5 | 10 |
| Street | 2 | 4 | 0 | 0 | 0 | 1 | 5 | 4 | 4 | 0 | 0 | 3 | 23 |
| Vehicle | 0 | 0 | 0 | 0 | 0 | 0 | 0 | 2 | 0 | 0 | 0 | 0 | 2 |
| Where Minor Obt. Alc. | | | | | | | | | | | | | |
| Bar | 0 | 0 | 0 | 0 | 0 | 1 | 1 | 0 | 1 | 0 | 0 | 4 | 7 |
| Home | 0 | 0 | 0 | 2 | 1 | 2 | 0 | 0 | 0 | 0 | 0 | 3 | 8 |
| Liquor Store | 0 | 0 | 0 | 0 | 0 | 0 | 0 | 0 | 0 | 0 | 0 | 0 | 0 |
| Party | 2 | 0 | 0 | 4 | 1 | 6 | 2 | 0 | 7 | 0 | 0 | 0 | 22 |
| Other Crimes Charged | | | | | | | | | | | | | |
| Felony | 0 | 0 | 0 | 0 | 0 | 0 | 0 | 0 | 0 | 0 | 0 | 0 | 0 |
| Misdemeanor | 2 | 1 | 0 | 0 | 0 | 5 | 1 | 0 | 0 | 0 | 0 | 0 | 9 |
| Assault | 0 | 0 | 0 | 0 | 0 | 0 | 0 | 0 | 0 | 0 | 0 | 0 | 0 |
| Resisting Arrest | 0 | 1 | 0 | 0 | 0 | 1 | 0 | 0 | 0 | 0 | 0 | 0 | 2 |
| Interference | 0 | 1 | 0 | 0 | 0 | 0 | 0 | 3 | 0 | 0 | 0 | 0 | 4 |
| Disturbance | 0 | 0 | 0 | 0 | 0 | 1 | 0 | 0 | 0 | 0 | 0 | 0 | 1 |
| Curfew | 0 | 0 | 0 | 0 | 0 | 0 | 0 | 0 | 0 | 0 | 0 | 0 | 0 |
| Possession of Controlled Substance | 0 | 0 | 0 | 0 | 1 | 0 | 0 | 0 | 1 | 0 | 0 | 0 | 2 |

Teton County: January - December 2022

| | Jan. | Feb. | Mar. | Apr. | May | Jun. | July | Aug. | Sept. | Oct. | Nov. | Dec. | Totals & Ave. |
|-------------------------------|------|------|------|------|-----|------|------|------|-------|-------|------|------|---------------|
| Total Arrests | 0 | 0 | 0 | 0 | 0 | 0 | 0 | 0 | 0 | 1 | 0 | 0 | 1 |
| Over 21 | 0 | 0 | 0 | 0 | 0 | 0 | 0 | 0 | 0 | 0 | 0 | 0 | 0 |
| 18-20 | 0 | 0 | 0 | 0 | 0 | 0 | 0 | 0 | 0 | 0 | 0 | 0 | 0 |
| 15-17 | 0 | 0 | 0 | 0 | 0 | 0 | 0 | 0 | 0 | 1 | 0 | 0 | 1 |
| 14 and Under | 0 | 0 | 0 | 0 | 0 | 0 | 0 | 0 | 0 | 0 | 0 | 0 | 0 |
| Age Unknown | 0 | 0 | 0 | 0 | 0 | 0 | 0 | 0 | 0 | 0 | 0 | 0 | 0 |
| Total Cite/Release | 0 | 0 | 0 | 0 | 0 | 0 | 0 | 0 | 0 | 1 | 0 | 0 | 1 |
| Juvenile Cite/Release | 0 | 0 | 0 | 0 | 0 | 0 | 0 | 0 | 0 | 1 | 0 | 0 | 1 |
| Total Arrest/Custody | 0 | 0 | 0 | 0 | 0 | 0 | 0 | 0 | 0 | 0 | 0 | 0 | 0 |
| Juvenile Arrest/Custody | 0 | 0 | 0 | 0 | 0 | 0 | 0 | 0 | 0 | 0 | 0 | 0 | 0 |
| Day of Week | | | | | | | | | | | | | |
| Monday | 0 | 0 | 0 | 0 | 0 | 0 | 0 | 0 | 0 | 1 | 0 | 0 | 1 |
| Tuesday | 0 | 0 | 0 | 0 | 0 | 0 | 0 | 0 | 0 | 0 | 0 | 0 | 0 |
| Wednesday | 0 | 0 | 0 | 0 | 0 | 0 | 0 | 0 | 0 | 0 | 0 | 0 | 0 |
| Thursday | 0 | 0 | 0 | 0 | 0 | 0 | 0 | 0 | 0 | 0 | 0 | 0 | 0 |
| Friday | 0 | 0 | 0 | 0 | 0 | 0 | 0 | 0 | 0 | 0 | 0 | 0 | 0 |
| Saturday | 0 | 0 | 0 | 0 | 0 | 0 | 0 | 0 | 0 | 0 | 0 | 0 | 0 |
| Sunday | 0 | 0 | 0 | 0 | 0 | 0 | 0 | 0 | 0 | 0 | 0 | 0 | 0 |
| Time | | | | | | | | | | | | | |
| 10am-4pm | 0 | 0 | 0 | 0 | 0 | 0 | 0 | 0 | 0 | 1 | 0 | 0 | 1 |
| 4pm-10pm | 0 | 0 | 0 | 0 | 0 | 0 | 0 | 0 | 0 | 0 | 0 | 0 | 0 |
| 10pm-12am | 0 | 0 | 0 | 0 | 0 | 0 | 0 | 0 | 0 | 0 | 0 | 0 | 0 |
| 12am-2am | 0 | 0 | 0 | 0 | 0 | 0 | 0 | 0 | 0 | 0 | 0 | 0 | 0 |
| 2am-4am | 0 | 0 | 0 | 0 | 0 | 0 | 0 | 0 | 0 | 0 | 0 | 0 | 0 |
| 4am-10am | 0 | 0 | 0 | 0 | 0 | 0 | 0 | 0 | 0 | 0 | 0 | 0 | 0 |
| Age and Gender | | | | | | | | | | | | | |
| Female 14 and under | 0 | 0 | 0 | 0 | 0 | 0 | 0 | 0 | 0 | 0 | 0 | 0 | 0 |
| Female 15-17 | 0 | 0 | 0 | 0 | 0 | 0 | 0 | 0 | 0 | 0 | 0 | 0 | 0 |
| Female 18-20 | 0 | 0 | 0 | 0 | 0 | 0 | 0 | 0 | 0 | 0 | 0 | 0 | 0 |
| Female over 21 | 0 | 0 | 0 | 0 | 0 | 0 | 0 | 0 | 0 | 0 | 0 | 0 | 0 |
| Female no age | 0 | 0 | 0 | 0 | 0 | 0 | 0 | 0 | 0 | 0 | 0 | 0 | 0 |
| Male 14 and under | 0 | 0 | 0 | 0 | 0 | 0 | 0 | 0 | 0 | 0 | 0 | 0 | 0 |
| Male 15-17 | 0 | 0 | 0 | 0 | 0 | 0 | 0 | 0 | 0 | 1 | 0 | 0 | 1 |
| Male 18-20 | 0 | 0 | 0 | 0 | 0 | 0 | 0 | 0 | 0 | 0 | 0 | 0 | 0 |
| Male over 21 | 0 | 0 | 0 | 0 | 0 | 0 | 0 | 0 | 0 | 0 | 0 | 0 | 0 |
| Male no age | 0 | 0 | 0 | 0 | 0 | 0 | 0 | 0 | 0 | 0 | 0 | 0 | 0 |
| MIP | 0 | 0 | 0 | 0 | 0 | 0 | 0 | 0 | 0 | 1 | 0 | 0 | 1 |
| 17 and Under | 0 | 0 | 0 | 0 | 0 | 0 | 0 | 0 | 0 | 1 | 0 | 0 | 1 |
| 18-20 | 0 | 0 | 0 | 0 | 0 | 0 | 0 | 0 | 0 | 0 | 0 | 0 | 0 |
| 14 and Under | 0 | 0 | 0 | 0 | 0 | 0 | 0 | 0 | 0 | 0 | 0 | 0 | 0 |
| 15-17 | 0 | 0 | 0 | 0 | 0 | 0 | 0 | 0 | 0 | 1 | 0 | 0 | 1 |
| DUI | 0 | 0 | 0 | 0 | 0 | 0 | 0 | 0 | 0 | 0 | 0 | 0 | 0 |
| 17 and Under | 0 | 0 | 0 | 0 | 0 | 0 | 0 | 0 | 0 | 0 | 0 | 0 | 0 |
| 18-20 | 0 | 0 | 0 | 0 | 0 | 0 | 0 | 0 | 0 | 0 | 0 | 0 | 0 |
| 21 and Over | 0 | 0 | 0 | 0 | 0 | 0 | 0 | 0 | 0 | 0 | 0 | 0 | 0 |
| Open Container | 0 | 0 | 0 | 0 | 0 | 0 | 0 | 0 | 0 | 0 | 0 | 0 | 0 |
| Youthful Offender | 0 | 0 | 0 | 0 | 0 | 0 | 0 | 0 | 0 | 0 | 0 | 0 | 0 |
| Public Intoxication | 0 | 0 | 0 | 0 | 0 | 0 | 0 | 0 | 0 | 0 | 0 | 0 | 0 |
| 17 and Under | 0 | 0 | 0 | 0 | 0 | 0 | 0 | 0 | 0 | 0 | 0 | 0 | 0 |
| 18-20 | 0 | 0 | 0 | 0 | 0 | 0 | 0 | 0 | 0 | 0 | 0 | 0 | 0 |
| 21 and Over | 0 | 0 | 0 | 0 | 0 | 0 | 0 | 0 | 0 | 0 | 0 | 0 | 0 |
| 14 and Under | 0 | 0 | 0 | 0 | 0 | 0 | 0 | 0 | 0 | 0 | 0 | 0 | 0 |
| 15-17 | 0 | 0 | 0 | 0 | 0 | 0 | 0 | 0 | 0 | 0 | 0 | 0 | 0 |
| Minor in Establishment | 0 | 0 | 0 | 0 | 0 | 0 | 0 | 0 | 0 | 0 | 0 | 0 | 0 |
| Furnish to Minor | 0 | 0 | 0 | 0 | 0 | 0 | 0 | 0 | 0 | 0 | 0 | 0 | 0 |
| Sell to Minor | 0 | 0 | 0 | 0 | 0 | 0 | 0 | 0 | 0 | 0 | 0 | 0 | 0 |
| False ID | 0 | 0 | 0 | 0 | 0 | 0 | 0 | 0 | 0 | 0 | 0 | 0 | 0 |
| BAC | | | | | | | | | | | | | |
| PBT | 0 | 0 | 0 | 0 | 0 | 0 | 0 | 0 | 0 | 0.015 | 0 | 0 | 0.015 |
| Intoximeter | 0 | 0 | 0 | 0 | 0 | 0 | 0 | 0 | 0 | 0 | 0 | 0 | 0 |
| Refused | 0 | 0 | 0 | 0 | 0 | 0 | 0 | 0 | 0 | 0 | 0 | 0 | 0 |
| Accident Related | 0 | 0 | 0 | 0 | 0 | 0 | 0 | 0 | 0 | 0 | 0 | 0 | 0 |
| Location of Offense | | | | | | | | | | | | | |
| Bar | 0 | 0 | 0 | 0 | 0 | 0 | 0 | 0 | 0 | 0 | 0 | 0 | 0 |
| Other | 0 | 0 | 0 | 0 | 0 | 0 | 0 | 0 | 0 | 0 | 0 | 0 | 0 |

| | | | | | | | | | | | | | |
|------------------------------------|---|---|---|---|---|---|---|---|---|---|---|---|---|
| Park | 0 | 0 | 0 | 0 | 0 | 0 | 0 | 0 | 0 | 0 | 0 | 0 | 0 |
| Parking Lot | 0 | 0 | 0 | 0 | 0 | 0 | 0 | 0 | 0 | 0 | 0 | 0 | 0 |
| Residence | 0 | 0 | 0 | 0 | 0 | 0 | 0 | 0 | 0 | 0 | 0 | 0 | 0 |
| Restaurant | 0 | 0 | 0 | 0 | 0 | 0 | 0 | 0 | 0 | 0 | 0 | 0 | 0 |
| School | 0 | 0 | 0 | 0 | 0 | 0 | 0 | 0 | 0 | 1 | 0 | 0 | 1 |
| Street | 0 | 0 | 0 | 0 | 0 | 0 | 0 | 0 | 0 | 0 | 0 | 0 | 0 |
| Vehicle | 0 | 0 | 0 | 0 | 0 | 0 | 0 | 0 | 0 | 0 | 0 | 0 | 0 |
| Where Minor Obt. Alc. | | | | | | | | | | | | | |
| Bar | 0 | 0 | 0 | 0 | 0 | 0 | 0 | 0 | 0 | 0 | 0 | 0 | 0 |
| Home | 0 | 0 | 0 | 0 | 0 | 0 | 0 | 0 | 0 | 1 | 0 | 0 | 1 |
| Liquor Store | 0 | 0 | 0 | 0 | 0 | 0 | 0 | 0 | 0 | 0 | 0 | 0 | 0 |
| Party | 0 | 0 | 0 | 0 | 0 | 0 | 0 | 0 | 0 | 0 | 0 | 0 | 0 |
| Other Crimes Charged | | | | | | | | | | | | | |
| Felony | 0 | 0 | 0 | 0 | 0 | 0 | 0 | 0 | 0 | 0 | 0 | 0 | 0 |
| Misdemeanor | 0 | 0 | 0 | 0 | 0 | 0 | 0 | 0 | 0 | 0 | 0 | 0 | 0 |
| Assault | 0 | 0 | 0 | 0 | 0 | 0 | 0 | 0 | 0 | 0 | 0 | 0 | 0 |
| Resisting Arrest | 0 | 0 | 0 | 0 | 0 | 0 | 0 | 0 | 0 | 0 | 0 | 0 | 0 |
| Interference | 0 | 0 | 0 | 0 | 0 | 0 | 0 | 0 | 0 | 0 | 0 | 0 | 0 |
| Disturbance | 0 | 0 | 0 | 0 | 0 | 0 | 0 | 0 | 0 | 0 | 0 | 0 | 0 |
| Curfew | 0 | 0 | 0 | 0 | 0 | 0 | 0 | 0 | 0 | 0 | 0 | 0 | 0 |
| Possession of Controlled Substance | 0 | 0 | 0 | 0 | 0 | 0 | 0 | 0 | 0 | 0 | 0 | 0 | 0 |

Torrington PD: January - December 2022

| | Jan. | Feb. | Mar. | Apr. | May | Jun. | July | Aug. | Sept. | Oct. | Nov. | Dec. | Totals & Ave. |
|-------------------------------|------|------|------|------|-----|------|------|------|-------|-------|------|------|---------------|
| Total Arrests | 0 | 3 | 2 | 0 | 2 | 0 | 0 | 0 | 0 | 4 | 0 | 0 | 11 |
| Over 21 | 0 | 0 | 0 | 0 | 0 | 0 | 0 | 0 | 0 | 0 | 0 | 0 | 0 |
| 18-20 | 0 | 2 | 2 | 0 | 2 | 0 | 0 | 0 | 0 | 4 | 0 | 0 | 10 |
| 15-17 | 0 | 1 | 0 | 0 | 0 | 0 | 0 | 0 | 0 | 0 | 0 | 0 | 1 |
| 14 and Under | 0 | 0 | 0 | 0 | 0 | 0 | 0 | 0 | 0 | 0 | 0 | 0 | 0 |
| Age Unknown | 0 | 0 | 0 | 0 | 0 | 0 | 0 | 0 | 0 | 0 | 0 | 0 | 0 |
| Total Cite/Release | 0 | 3 | 2 | 0 | 2 | 0 | 0 | 0 | 0 | 4 | 0 | 0 | 11 |
| Juvenile Cite/Release | 0 | 1 | 0 | 0 | 0 | 0 | 0 | 0 | 0 | 0 | 0 | 0 | 1 |
| Total Arrest/Custody | 0 | 0 | 0 | 0 | 0 | 0 | 0 | 0 | 0 | 0 | 0 | 0 | 0 |
| Juvenile Arrest/Custody | 0 | 0 | 0 | 0 | 0 | 0 | 0 | 0 | 0 | 0 | 0 | 0 | 0 |
| Day of Week | | | | | | | | | | | | | |
| Monday | 0 | 0 | 0 | 0 | 2 | 0 | 0 | 0 | 0 | 0 | 0 | 0 | 2 |
| Tuesday | 0 | 1 | 0 | 0 | 0 | 0 | 0 | 0 | 0 | 0 | 0 | 0 | 1 |
| Wednesday | 0 | 1 | 0 | 0 | 0 | 0 | 0 | 0 | 0 | 0 | 0 | 0 | 1 |
| Thursday | 0 | 0 | 2 | 0 | 0 | 0 | 0 | 0 | 0 | 0 | 0 | 0 | 2 |
| Friday | 0 | 0 | 0 | 0 | 0 | 0 | 0 | 0 | 0 | 0 | 0 | 0 | 0 |
| Saturday | 0 | 1 | 0 | 0 | 0 | 0 | 0 | 0 | 0 | 4 | 0 | 0 | 5 |
| Sunday | 0 | 0 | 0 | 0 | 0 | 0 | 0 | 0 | 0 | 0 | 0 | 0 | 0 |
| Time | | | | | | | | | | | | | |
| 10am-4pm | 0 | 0 | 0 | 0 | 0 | 0 | 0 | 0 | 0 | 0 | 0 | 0 | 0 |
| 4pm-10pm | 0 | 1 | 2 | 0 | 0 | 0 | 0 | 0 | 0 | 0 | 0 | 0 | 3 |
| 10pm-12am | 0 | 1 | 0 | 0 | 0 | 0 | 0 | 0 | 0 | 4 | 0 | 0 | 5 |
| 12am-2am | 0 | 1 | 0 | 0 | 2 | 0 | 0 | 0 | 0 | 0 | 0 | 0 | 3 |
| 2am-4am | 0 | 0 | 0 | 0 | 0 | 0 | 0 | 0 | 0 | 0 | 0 | 0 | 0 |
| 4am-10am | 0 | 0 | 0 | 0 | 0 | 0 | 0 | 0 | 0 | 0 | 0 | 0 | 0 |
| Age and Gender | | | | | | | | | | | | | |
| Female 14 and under | 0 | 0 | 0 | 0 | 0 | 0 | 0 | 0 | 0 | 0 | 0 | 0 | 0 |
| Female 15-17 | 0 | 0 | 0 | 0 | 0 | 0 | 0 | 0 | 0 | 0 | 0 | 0 | 0 |
| Female 18-20 | 0 | 0 | 1 | 0 | 2 | 0 | 0 | 0 | 0 | 4 | 0 | 0 | 7 |
| Female over 21 | 0 | 0 | 0 | 0 | 0 | 0 | 0 | 0 | 0 | 0 | 0 | 0 | 0 |
| Female no age | 0 | 0 | 0 | 0 | 0 | 0 | 0 | 0 | 0 | 0 | 0 | 0 | 0 |
| Male 14 and under | 0 | 0 | 0 | 0 | 0 | 0 | 0 | 0 | 0 | 0 | 0 | 0 | 0 |
| Male 15-17 | 0 | 1 | 0 | 0 | 0 | 0 | 0 | 0 | 0 | 0 | 0 | 0 | 1 |
| Male 18-20 | 0 | 2 | 1 | 0 | 0 | 0 | 0 | 0 | 0 | 0 | 0 | 0 | 3 |
| Male over 21 | 0 | 0 | 0 | 0 | 0 | 0 | 0 | 0 | 0 | 0 | 0 | 0 | 0 |
| Male no age | 0 | 0 | 0 | 0 | 0 | 0 | 0 | 0 | 0 | 0 | 0 | 0 | 0 |
| MIP | 0 | 2 | 2 | 0 | 2 | 0 | 0 | 0 | 0 | 0 | 0 | 0 | 6 |
| 17 and Under | 0 | 1 | 0 | 0 | 0 | 0 | 0 | 0 | 0 | 0 | 0 | 0 | 1 |
| 18-20 | 0 | 1 | 2 | 0 | 2 | 0 | 0 | 0 | 0 | 0 | 0 | 0 | 5 |
| 14 and Under | 0 | 0 | 0 | 0 | 0 | 0 | 0 | 0 | 0 | 0 | 0 | 0 | 0 |
| 15-17 | 0 | 1 | 0 | 0 | 0 | 0 | 0 | 0 | 0 | 0 | 0 | 0 | 1 |
| DUI | 0 | 0 | 0 | 0 | 0 | 0 | 0 | 0 | 0 | 0 | 0 | 0 | 0 |
| 17 and Under | 0 | 0 | 0 | 0 | 0 | 0 | 0 | 0 | 0 | 0 | 0 | 0 | 0 |
| 18-20 | 0 | 0 | 0 | 0 | 0 | 0 | 0 | 0 | 0 | 0 | 0 | 0 | 0 |
| 21 and Over | 0 | 0 | 0 | 0 | 0 | 0 | 0 | 0 | 0 | 0 | 0 | 0 | 0 |
| Open Container | 0 | 0 | 0 | 0 | 0 | 0 | 0 | 0 | 0 | 0 | 0 | 0 | 0 |
| Youthful Offender | 0 | 1 | 0 | 0 | 0 | 0 | 0 | 0 | 0 | 4 | 0 | 0 | 5 |
| Public Intoxication | 0 | 0 | 0 | 0 | 0 | 0 | 0 | 0 | 0 | 0 | 0 | 0 | 0 |
| 17 and Under | 0 | 0 | 0 | 0 | 0 | 0 | 0 | 0 | 0 | 0 | 0 | 0 | 0 |
| 18-20 | 0 | 0 | 0 | 0 | 0 | 0 | 0 | 0 | 0 | 0 | 0 | 0 | 0 |
| 21 and Over | 0 | 0 | 0 | 0 | 0 | 0 | 0 | 0 | 0 | 0 | 0 | 0 | 0 |
| 14 and Under | 0 | 0 | 0 | 0 | 0 | 0 | 0 | 0 | 0 | 0 | 0 | 0 | 0 |
| 15-17 | 0 | 0 | 0 | 0 | 0 | 0 | 0 | 0 | 0 | 0 | 0 | 0 | 0 |
| Minor in Establishment | 0 | 0 | 0 | 0 | 0 | 0 | 0 | 0 | 0 | 0 | 0 | 0 | 0 |
| Furnish to Minor | 0 | 0 | 0 | 0 | 0 | 0 | 0 | 0 | 0 | 0 | 0 | 0 | 0 |
| Sell to Minor | 0 | 0 | 0 | 0 | 0 | 0 | 0 | 0 | 0 | 0 | 0 | 0 | 0 |
| False ID | 0 | 0 | 0 | 0 | 0 | 0 | 0 | 0 | 0 | 0 | 0 | 0 | 0 |
| BAC | | | | | | | | | | | | | |
| PBT | 0 | 0 | 0 | 0 | 0 | 0 | 0 | 0 | 0 | 0.103 | 0 | 0 | 0.103 |
| Intoximeter | 0 | 0 | 0 | 0 | 0 | 0 | 0 | 0 | 0 | 0 | 0 | 0 | 0 |
| Refused | 0 | 1 | 0 | 0 | 0 | 0 | 0 | 0 | 0 | 0 | 0 | 0 | 1 |
| Accident Related | 0 | 0 | 0 | 0 | 0 | 0 | 0 | 0 | 0 | 0 | 0 | 0 | 0 |
| Location of Offense | | | | | | | | | | | | | |
| Bar | 0 | 0 | 0 | 0 | 0 | 0 | 0 | 0 | 0 | 0 | 0 | 0 | 0 |
| Other | 0 | 1 | 0 | 0 | 0 | 0 | 0 | 0 | 0 | 0 | 0 | 0 | 1 |

| | | | | | | | | | | | | | |
|------------------------------------|---|---|---|---|---|---|---|---|---|---|---|---|---|
| Park | 0 | 0 | 2 | 0 | 0 | 0 | 0 | 0 | 0 | 0 | 0 | 0 | 2 |
| Parking Lot | 0 | 1 | 0 | 0 | 0 | 0 | 0 | 0 | 0 | 0 | 0 | 0 | 1 |
| Residence | 0 | 0 | 0 | 0 | 0 | 0 | 0 | 0 | 0 | 0 | 0 | 0 | 0 |
| Restaurant | 0 | 0 | 0 | 0 | 0 | 0 | 0 | 0 | 0 | 0 | 0 | 0 | 0 |
| School | 0 | 0 | 0 | 0 | 0 | 0 | 0 | 0 | 0 | 4 | 0 | 0 | 4 |
| Street | 0 | 1 | 0 | 0 | 0 | 0 | 0 | 0 | 0 | 0 | 0 | 0 | 1 |
| Vehicle | 0 | 0 | 0 | 0 | 0 | 0 | 0 | 0 | 0 | 0 | 0 | 0 | 0 |
| Where Minor Obt. Alc. | | | | | | | | | | | | | |
| Bar | 0 | 0 | 0 | 0 | 0 | 0 | 0 | 0 | 0 | 0 | 0 | 0 | 0 |
| Home | 0 | 0 | 0 | 0 | 0 | 0 | 0 | 0 | 0 | 0 | 0 | 0 | 0 |
| Liquor Store | 0 | 0 | 0 | 0 | 0 | 0 | 0 | 0 | 0 | 0 | 0 | 0 | 0 |
| Party | 0 | 0 | 0 | 0 | 0 | 0 | 0 | 0 | 0 | 0 | 0 | 0 | 0 |
| Other Crimes Charged | | | | | | | | | | | | | |
| Felony | 0 | 0 | 0 | 0 | 0 | 0 | 0 | 0 | 0 | 0 | 0 | 0 | 0 |
| Misdemeanor | 0 | 0 | 0 | 0 | 0 | 0 | 0 | 0 | 0 | 0 | 0 | 0 | 0 |
| Assault | 0 | 0 | 0 | 0 | 0 | 0 | 0 | 0 | 0 | 0 | 0 | 0 | 0 |
| Resisting Arrest | 0 | 0 | 0 | 0 | 0 | 0 | 0 | 0 | 0 | 0 | 0 | 0 | 0 |
| Interference | 0 | 0 | 0 | 0 | 0 | 0 | 0 | 0 | 0 | 0 | 0 | 0 | 0 |
| Disturbance | 0 | 0 | 0 | 0 | 0 | 0 | 0 | 0 | 0 | 0 | 0 | 0 | 0 |
| Curfew | 0 | 0 | 0 | 0 | 0 | 0 | 0 | 0 | 0 | 0 | 0 | 0 | 0 |
| Possession of Controlled Substance | 0 | 1 | 2 | 0 | 2 | 0 | 0 | 0 | 0 | 0 | 0 | 0 | 5 |

Unita County: January - December 2022

| | Jan. | Feb. | Mar. | Apr. | May | Jun. | July | Aug. | Sept. | Oct. | Nov. | Dec. | Totals & Ave. |
|-------------------------------|------|------|------|------|-------|-------|-------|------|-------|------|------|------|---------------|
| Total Arrests | 0 | 0 | 0 | 0 | 1 | 1 | 2 | 0 | 0 | 0 | 0 | 0 | 4 |
| Over 21 | 0 | 0 | 0 | 0 | 0 | 0 | 0 | 0 | 0 | 0 | 0 | 0 | 0 |
| 18-20 | 0 | 0 | 0 | 0 | 0 | 0 | 2 | 0 | 0 | 0 | 0 | 0 | 2 |
| 15-17 | 0 | 0 | 0 | 0 | 1 | 1 | 0 | 0 | 0 | 0 | 0 | 0 | 2 |
| 14 and Under | 0 | 0 | 0 | 0 | 0 | 0 | 0 | 0 | 0 | 0 | 0 | 0 | 0 |
| Age Unknown | 0 | 0 | 0 | 0 | 0 | 0 | 0 | 0 | 0 | 0 | 0 | 0 | 0 |
| Total Cite/Release | 0 | 0 | 0 | 0 | 1 | 1 | 2 | 0 | 0 | 0 | 0 | 0 | 4 |
| Juvenile Cite/Release | 0 | 0 | 0 | 0 | 1 | 1 | 0 | 0 | 0 | 0 | 0 | 0 | 2 |
| Total Arrest/Custody | 0 | 0 | 0 | 0 | 0 | 0 | 0 | 0 | 0 | 0 | 0 | 0 | 0 |
| Juvenile Arrest/Custody | 0 | 0 | 0 | 0 | 0 | 0 | 0 | 0 | 0 | 0 | 0 | 0 | 0 |
| Day of Week | | | | | | | | | | | | | |
| Monday | 0 | 0 | 0 | 0 | 0 | 0 | 0 | 0 | 0 | 0 | 0 | 0 | 0 |
| Tuesday | 0 | 0 | 0 | 0 | 0 | 0 | 0 | 0 | 0 | 0 | 0 | 0 | 0 |
| Wednesday | 0 | 0 | 0 | 0 | 0 | 0 | 0 | 0 | 0 | 0 | 0 | 0 | 0 |
| Thursday | 0 | 0 | 0 | 0 | 0 | 0 | 0 | 0 | 0 | 0 | 0 | 0 | 0 |
| Friday | 0 | 0 | 0 | 0 | 0 | 0 | 0 | 0 | 0 | 0 | 0 | 0 | 0 |
| Saturday | 0 | 0 | 0 | 0 | 1 | 0 | 2 | 0 | 0 | 0 | 0 | 0 | 3 |
| Sunday | 0 | 0 | 0 | 0 | 0 | 1 | 0 | 0 | 0 | 0 | 0 | 0 | 1 |
| Time | | | | | | | | | | | | | |
| 10am-4pm | 0 | 0 | 0 | 0 | 0 | 1 | 0 | 0 | 0 | 0 | 0 | 0 | 1 |
| 4pm-10pm | 0 | 0 | 0 | 0 | 0 | 0 | 0 | 0 | 0 | 0 | 0 | 0 | 0 |
| 10pm-12am | 0 | 0 | 0 | 0 | 0 | 0 | 2 | 0 | 0 | 0 | 0 | 0 | 2 |
| 12am-2am | 0 | 0 | 0 | 0 | 1 | 0 | 0 | 0 | 0 | 0 | 0 | 0 | 1 |
| 2am-4am | 0 | 0 | 0 | 0 | 0 | 0 | 0 | 0 | 0 | 0 | 0 | 0 | 0 |
| 4am-10am | 0 | 0 | 0 | 0 | 0 | 0 | 0 | 0 | 0 | 0 | 0 | 0 | 0 |
| Age and Gender | | | | | | | | | | | | | |
| Female 14 and under | 0 | 0 | 0 | 0 | 0 | 0 | 0 | 0 | 0 | 0 | 0 | 0 | 0 |
| Female 15-17 | 0 | 0 | 0 | 0 | 0 | 0 | 0 | 0 | 0 | 0 | 0 | 0 | 0 |
| Female 18-20 | 0 | 0 | 0 | 0 | 0 | 0 | 0 | 0 | 0 | 0 | 0 | 0 | 0 |
| Female over 21 | 0 | 0 | 0 | 0 | 0 | 0 | 0 | 0 | 0 | 0 | 0 | 0 | 0 |
| Female no age | 0 | 0 | 0 | 0 | 0 | 0 | 0 | 0 | 0 | 0 | 0 | 0 | 0 |
| Male 14 and under | 0 | 0 | 0 | 0 | 0 | 0 | 0 | 0 | 0 | 0 | 0 | 0 | 0 |
| Male 15-17 | 0 | 0 | 0 | 0 | 1 | 1 | 0 | 0 | 0 | 0 | 0 | 0 | 2 |
| Male 18-20 | 0 | 0 | 0 | 0 | 0 | 0 | 2 | 0 | 0 | 0 | 0 | 0 | 2 |
| Male over 21 | 0 | 0 | 0 | 0 | 0 | 0 | 0 | 0 | 0 | 0 | 0 | 0 | 0 |
| Male no age | 0 | 0 | 0 | 0 | 0 | 0 | 0 | 0 | 0 | 0 | 0 | 0 | 0 |
| MIP | 0 | 0 | 0 | 0 | 1 | 1 | 2 | 0 | 0 | 0 | 0 | 0 | 4 |
| 17 and Under | 0 | 0 | 0 | 0 | 1 | 1 | 0 | 0 | 0 | 0 | 0 | 0 | 2 |
| 18-20 | 0 | 0 | 0 | 0 | 0 | 0 | 2 | 0 | 0 | 0 | 0 | 0 | 2 |
| 14 and Under | 0 | 0 | 0 | 0 | 0 | 0 | 0 | 0 | 0 | 0 | 0 | 0 | 0 |
| 15-17 | 0 | 0 | 0 | 0 | 1 | 1 | 0 | 0 | 0 | 0 | 0 | 0 | 2 |
| DUI | 0 | 0 | 0 | 0 | 0 | 0 | 0 | 0 | 0 | 0 | 0 | 0 | 0 |
| 17 and Under | 0 | 0 | 0 | 0 | 0 | 0 | 0 | 0 | 0 | 0 | 0 | 0 | 0 |
| 18-20 | 0 | 0 | 0 | 0 | 0 | 0 | 0 | 0 | 0 | 0 | 0 | 0 | 0 |
| 21 and Over | 0 | 0 | 0 | 0 | 0 | 0 | 0 | 0 | 0 | 0 | 0 | 0 | 0 |
| Open Container | 0 | 0 | 0 | 0 | 0 | 0 | 0 | 0 | 0 | 0 | 0 | 0 | 0 |
| Youthful Offender | 0 | 0 | 0 | 0 | 0 | 0 | 0 | 0 | 0 | 0 | 0 | 0 | 0 |
| Public Intoxication | 0 | 0 | 0 | 0 | 0 | 0 | 0 | 0 | 0 | 0 | 0 | 0 | 0 |
| 17 and Under | 0 | 0 | 0 | 0 | 0 | 0 | 0 | 0 | 0 | 0 | 0 | 0 | 0 |
| 18-20 | 0 | 0 | 0 | 0 | 0 | 0 | 0 | 0 | 0 | 0 | 0 | 0 | 0 |
| 21 and Over | 0 | 0 | 0 | 0 | 0 | 0 | 0 | 0 | 0 | 0 | 0 | 0 | 0 |
| 14 and Under | 0 | 0 | 0 | 0 | 0 | 0 | 0 | 0 | 0 | 0 | 0 | 0 | 0 |
| 15-17 | 0 | 0 | 0 | 0 | 0 | 0 | 0 | 0 | 0 | 0 | 0 | 0 | 0 |
| Minor in Establishment | 0 | 0 | 0 | 0 | 0 | 0 | 0 | 0 | 0 | 0 | 0 | 0 | 0 |
| Furnish to Minor | 0 | 0 | 0 | 0 | 0 | 0 | 0 | 0 | 0 | 0 | 0 | 0 | 0 |
| Sell to Minor | 0 | 0 | 0 | 0 | 0 | 0 | 0 | 0 | 0 | 0 | 0 | 0 | 0 |
| False ID | 0 | 0 | 0 | 0 | 0 | 0 | 0 | 0 | 0 | 0 | 0 | 0 | 0 |
| BAC | | | | | | | | | | | | | |
| PBT | 0 | 0 | 0 | 0 | 0.015 | 0.034 | 0.045 | 0 | 0 | 0 | 0 | 0 | 0.031 |
| Intoximeter | 0 | 0 | 0 | 0 | 0 | 0 | 0 | 0 | 0 | 0 | 0 | 0 | 0 |
| Refused | 0 | 0 | 0 | 0 | 0 | 0 | 0 | 0 | 0 | 0 | 0 | 0 | 0 |
| Accident Related | 0 | 0 | 0 | 0 | 0 | 0 | 0 | 0 | 0 | 0 | 0 | 0 | 0 |
| Location of Offense | | | | | | | | | | | | | |
| Bar | 0 | 0 | 0 | 0 | 0 | 0 | 0 | 0 | 0 | 0 | 0 | 0 | 0 |
| Other | 0 | 0 | 0 | 0 | 0 | 1 | 0 | 0 | 0 | 0 | 0 | 0 | 1 |

| | | | | | | | | | | | | | |
|------------------------------------|---|---|---|---|---|---|---|---|---|---|---|---|---|
| Park | 0 | 0 | 0 | 0 | 0 | 0 | 0 | 0 | 0 | 0 | 0 | 0 | 0 |
| Parking Lot | 0 | 0 | 0 | 0 | 0 | 0 | 0 | 0 | 0 | 0 | 0 | 0 | 0 |
| Residence | 0 | 0 | 0 | 0 | 0 | 0 | 0 | 0 | 0 | 0 | 0 | 0 | 0 |
| Restaurant | 0 | 0 | 0 | 0 | 0 | 0 | 0 | 0 | 0 | 0 | 0 | 0 | 0 |
| School | 0 | 0 | 0 | 0 | 0 | 0 | 0 | 0 | 0 | 0 | 0 | 0 | 0 |
| Street | 0 | 0 | 0 | 0 | 1 | 0 | 2 | 0 | 0 | 0 | 0 | 0 | 3 |
| Vehicle | 0 | 0 | 0 | 0 | 0 | 0 | 0 | 0 | 0 | 0 | 0 | 0 | 0 |
| Where Minor Obt. Alc. | | | | | | | | | | | | | |
| Bar | 0 | 0 | 0 | 0 | 0 | 0 | 0 | 0 | 0 | 0 | 0 | 0 | 0 |
| Home | 0 | 0 | 0 | 0 | 0 | 0 | 0 | 0 | 0 | 0 | 0 | 0 | 0 |
| Liquor Store | 0 | 0 | 0 | 0 | 0 | 0 | 0 | 0 | 0 | 0 | 0 | 0 | 0 |
| Party | 0 | 0 | 0 | 0 | 0 | 1 | 0 | 0 | 0 | 0 | 0 | 0 | 1 |
| Other Crimes Charged | | | | | | | | | | | | | |
| Felony | 0 | 0 | 0 | 0 | 0 | 0 | 0 | 0 | 0 | 0 | 0 | 0 | 0 |
| Misdemeanor | 0 | 0 | 0 | 0 | 0 | 0 | 0 | 0 | 0 | 0 | 0 | 0 | 0 |
| Assault | 0 | 0 | 0 | 0 | 0 | 0 | 0 | 0 | 0 | 0 | 0 | 0 | 0 |
| Resisting Arrest | 0 | 0 | 0 | 0 | 0 | 0 | 0 | 0 | 0 | 0 | 0 | 0 | 0 |
| Interference | 0 | 0 | 0 | 0 | 0 | 0 | 0 | 0 | 0 | 0 | 0 | 0 | 0 |
| Disturbance | 0 | 0 | 0 | 0 | 0 | 0 | 0 | 0 | 0 | 0 | 0 | 0 | 0 |
| Curfew | 0 | 0 | 0 | 0 | 0 | 0 | 0 | 0 | 0 | 0 | 0 | 0 | 0 |
| Possession of Controlled Substance | 0 | 0 | 0 | 0 | 0 | 0 | 0 | 0 | 0 | 0 | 0 | 0 | 0 |

University of Wyoming PD: January - December 2022

| | Jan. | Feb. | Mar. | Apr. | May | Jun. | July | Aug. | Sept. | Oct. | Nov. | Dec. | Totals & Ave. |
|-------------------------------|------|-------|------|-------|-----|------|-------|------|-------|-------|-------|-------|---------------|
| Total Arrests | 0 | 7 | 3 | 14 | 0 | 0 | 4 | 3 | 31 | 31 | 12 | 11 | 116 |
| Over 21 | 0 | 0 | 0 | 0 | 0 | 0 | 0 | 0 | 0 | 0 | 0 | 0 | 0 |
| 18-20 | 0 | 7 | 3 | 14 | 0 | 0 | 4 | 3 | 31 | 30 | 12 | 11 | 115 |
| 15-17 | 0 | 0 | 0 | 0 | 0 | 0 | 0 | 0 | 0 | 1 | 0 | 0 | 1 |
| 14 and Under | 0 | 0 | 0 | 0 | 0 | 0 | 0 | 0 | 0 | 0 | 0 | 0 | 0 |
| Age Unknown | 0 | 0 | 0 | 0 | 0 | 0 | 0 | 0 | 0 | 0 | 0 | 0 | 0 |
| Total Cite/Release | 0 | 6 | 3 | 13 | 0 | 0 | 4 | 3 | 30 | 17 | 11 | 11 | 98 |
| Juvenile Cite/Release | 0 | 0 | 0 | 0 | 0 | 0 | 0 | 0 | 0 | 0 | 0 | 0 | 0 |
| Total Arrest/Custody | 0 | 1 | 0 | 1 | 0 | 0 | 0 | 0 | 1 | 14 | 1 | 0 | 18 |
| Juvenile Arrest/Custody | 0 | 0 | 0 | 0 | 0 | 0 | 0 | 0 | 0 | 1 | 0 | 0 | 1 |
| Day of Week | | | | | | | | | | | | | |
| Monday | 0 | 0 | 0 | 0 | 0 | 0 | 0 | 0 | 0 | 0 | 0 | 0 | 0 |
| Tuesday | 0 | 0 | 0 | 0 | 0 | 0 | 0 | 1 | 0 | 1 | 8 | 3 | 13 |
| Wednesday | 0 | 0 | 0 | 1 | 0 | 0 | 4 | 0 | 1 | 0 | 0 | 0 | 6 |
| Thursday | 0 | 5 | 0 | 0 | 0 | 0 | 0 | 0 | 0 | 1 | 0 | 0 | 6 |
| Friday | 0 | 0 | 0 | 0 | 0 | 0 | 0 | 0 | 10 | 0 | 2 | 0 | 12 |
| Saturday | 0 | 0 | 0 | 5 | 0 | 0 | 0 | 0 | 20 | 23 | 2 | 8 | 58 |
| Sunday | 0 | 2 | 3 | 8 | 0 | 0 | 0 | 2 | 0 | 6 | 0 | 0 | 21 |
| Time | | | | | | | | | | | | | |
| 10am-4pm | 0 | 0 | 0 | 0 | 0 | 0 | 0 | 0 | 6 | 1 | 0 | 0 | 7 |
| 4pm-10pm | 0 | 0 | 1 | 1 | 0 | 0 | 4 | 0 | 8 | 14 | 2 | 1 | 31 |
| 10pm-12am | 0 | 5 | 0 | 0 | 0 | 0 | 0 | 0 | 6 | 11 | 2 | 10 | 34 |
| 12am-2am | 0 | 2 | 0 | 12 | 0 | 0 | 0 | 2 | 9 | 5 | 8 | 0 | 38 |
| 2am-4am | 0 | 0 | 2 | 0 | 0 | 0 | 0 | 1 | 2 | 0 | 0 | 0 | 5 |
| 4am-10am | 0 | 0 | 0 | 1 | 0 | 0 | 0 | 0 | 0 | 0 | 0 | 0 | 1 |
| Age and Gender | | | | | | | | | | | | | |
| Female 14 and under | 0 | 0 | 0 | 0 | 0 | 0 | 0 | 0 | 0 | 0 | 0 | 0 | 0 |
| Female 15-17 | 0 | 0 | 0 | 0 | 0 | 0 | 0 | 0 | 0 | 0 | 0 | 0 | 0 |
| Female 18-20 | 0 | 5 | 1 | 5 | 0 | 0 | 2 | 1 | 8 | 11 | 4 | 8 | 45 |
| Female over 21 | 0 | 0 | 0 | 0 | 0 | 0 | 0 | 0 | 0 | 0 | 0 | 0 | 0 |
| Female no age | 0 | 0 | 0 | 0 | 0 | 0 | 0 | 0 | 0 | 0 | 0 | 0 | 0 |
| Male 14 and under | 0 | 0 | 0 | 0 | 0 | 0 | 0 | 0 | 0 | 0 | 0 | 0 | 0 |
| Male 15-17 | 0 | 0 | 0 | 0 | 0 | 0 | 0 | 0 | 0 | 1 | 0 | 0 | 1 |
| Male 18-20 | 0 | 2 | 2 | 9 | 0 | 0 | 2 | 2 | 23 | 19 | 8 | 3 | 70 |
| Male over 21 | 0 | 0 | 0 | 0 | 0 | 0 | 0 | 0 | 0 | 0 | 0 | 0 | 0 |
| Male no age | 0 | 0 | 0 | 0 | 0 | 0 | 0 | 0 | 0 | 0 | 0 | 0 | 0 |
| MIP | 0 | 7 | 3 | 14 | 0 | 0 | 4 | 3 | 30 | 29 | 12 | 11 | 113 |
| 17 and Under | 0 | 0 | 0 | 0 | 0 | 0 | 0 | 0 | 0 | 0 | 0 | 0 | 0 |
| 18-20 | 0 | 7 | 3 | 14 | 0 | 0 | 4 | 3 | 30 | 29 | 12 | 11 | 113 |
| 14 and Under | 0 | 0 | 0 | 0 | 0 | 0 | 0 | 0 | 0 | 0 | 0 | 0 | 0 |
| 15-17 | 0 | 0 | 0 | 0 | 0 | 0 | 0 | 0 | 0 | 0 | 0 | 0 | 0 |
| DUI | 0 | 0 | 0 | 0 | 0 | 0 | 0 | 0 | 0 | 0 | 0 | 0 | 0 |
| 17 and Under | 0 | 0 | 0 | 0 | 0 | 0 | 0 | 0 | 0 | 0 | 0 | 0 | 0 |
| 18-20 | 0 | 0 | 0 | 0 | 0 | 0 | 0 | 0 | 0 | 0 | 0 | 0 | 0 |
| 21 and Over | 0 | 0 | 0 | 0 | 0 | 0 | 0 | 0 | 0 | 0 | 0 | 0 | 0 |
| Open Container | 0 | 0 | 0 | 0 | 0 | 0 | 0 | 0 | 0 | 0 | 0 | 0 | 0 |
| Youthful Offender | 0 | 0 | 0 | 0 | 0 | 0 | 0 | 0 | 0 | 2 | 0 | 0 | 2 |
| Public Intoxication | 0 | 0 | 0 | 0 | 0 | 0 | 0 | 0 | 0 | 0 | 0 | 0 | 0 |
| 17 and Under | 0 | 0 | 0 | 0 | 0 | 0 | 0 | 0 | 0 | 0 | 0 | 0 | 0 |
| 18-20 | 0 | 0 | 0 | 0 | 0 | 0 | 0 | 0 | 0 | 0 | 0 | 0 | 0 |
| 21 and Over | 0 | 0 | 0 | 0 | 0 | 0 | 0 | 0 | 0 | 0 | 0 | 0 | 0 |
| 14 and Under | 0 | 0 | 0 | 0 | 0 | 0 | 0 | 0 | 0 | 0 | 0 | 0 | 0 |
| 15-17 | 0 | 0 | 0 | 0 | 0 | 0 | 0 | 0 | 0 | 0 | 0 | 0 | 0 |
| Minor in Establishment | 0 | 0 | 0 | 0 | 0 | 0 | 0 | 0 | 0 | 0 | 0 | 0 | 0 |
| Furnish to Minor | 0 | 0 | 0 | 0 | 0 | 0 | 0 | 0 | 1 | 0 | 0 | 0 | 1 |
| Sell to Minor | 0 | 0 | 0 | 0 | 0 | 0 | 0 | 0 | 0 | 0 | 0 | 0 | 0 |
| False ID | 0 | 1 | 0 | 0 | 0 | 0 | 0 | 0 | 1 | 1 | 0 | 0 | 3 |
| BAC | | | | | | | | | | | | | |
| PBT | 0 | 0.076 | 0 | 0.082 | 0 | 0 | 0.075 | 0 | 0.098 | 0.124 | 0.077 | 0.061 | 0.085 |
| Intoximeter | 0 | 0 | 0 | 0 | 0 | 0 | 0 | 0 | 0 | 0.113 | 0 | 0 | 0.113 |
| Refused | 0 | 1 | 3 | 1 | 0 | 0 | 1 | 3 | 10 | 12 | 4 | 3 | 38 |
| Accident Related | 0 | 0 | 0 | 0 | 0 | 0 | 0 | 0 | 0 | 0 | 0 | 0 | 0 |
| Location of Offense | | | | | | | | | | | | | |
| Bar | 0 | 0 | 0 | 0 | 0 | 0 | 0 | 0 | 0 | 0 | 0 | 0 | 0 |
| Other | 0 | 0 | 0 | 0 | 0 | 0 | 0 | 0 | 10 | 20 | 2 | 1 | 33 |

| | | | | | | | | | | | | | |
|------------------------------------|---|---|---|----|---|---|---|---|----|----|----|----|-----|
| Park | 0 | 0 | 0 | 0 | 0 | 0 | 0 | 0 | 0 | 0 | 0 | 0 | 0 |
| Parking Lot | 0 | 0 | 0 | 0 | 0 | 0 | 0 | 0 | 0 | 0 | 0 | 0 | 0 |
| Residence | 0 | 6 | 2 | 11 | 0 | 0 | 4 | 1 | 13 | 6 | 10 | 10 | 63 |
| Restaurant | 0 | 0 | 0 | 0 | 0 | 0 | 0 | 0 | 0 | 0 | 0 | 0 | 0 |
| School | 0 | 0 | 0 | 0 | 0 | 0 | 0 | 0 | 0 | 0 | 0 | 0 | 0 |
| Street | 0 | 1 | 1 | 3 | 0 | 0 | 0 | 2 | 8 | 5 | 0 | 0 | 20 |
| Vehicle | 0 | 0 | 0 | 0 | 0 | 0 | 0 | 0 | 0 | 0 | 0 | 0 | 0 |
| Where Minor Obt. Alc. | | | | | | | | | | | | | |
| Bar | 0 | 1 | 1 | 0 | 0 | 0 | 0 | 0 | 0 | 0 | 0 | 0 | 2 |
| Home | 0 | 0 | 2 | 0 | 0 | 0 | 2 | 0 | 0 | 1 | 0 | 0 | 5 |
| Liquor Store | 0 | 0 | 0 | 0 | 0 | 0 | 0 | 0 | 0 | 0 | 0 | 0 | 0 |
| Party | 0 | 6 | 0 | 14 | 0 | 0 | 2 | 3 | 31 | 29 | 12 | 11 | 108 |
| Other Crimes Charged | | | | | | | | | | | | | |
| Felony | 0 | 0 | 0 | 0 | 0 | 0 | 0 | 0 | 0 | 0 | 0 | 0 | 0 |
| Misdemeanor | 0 | 1 | 0 | 1 | 0 | 0 | 0 | 0 | 0 | 1 | 0 | 0 | 3 |
| Assault | 0 | 0 | 0 | 0 | 0 | 0 | 0 | 0 | 0 | 0 | 0 | 0 | 0 |
| Resisting Arrest | 0 | 0 | 0 | 0 | 0 | 0 | 0 | 0 | 0 | 0 | 0 | 0 | 0 |
| Interference | 0 | 0 | 0 | 0 | 0 | 0 | 0 | 0 | 1 | 1 | 0 | 0 | 2 |
| Disturbance | 0 | 0 | 0 | 0 | 0 | 0 | 0 | 0 | 0 | 0 | 0 | 0 | 0 |
| Curfew | 0 | 0 | 0 | 0 | 0 | 0 | 0 | 0 | 0 | 0 | 0 | 0 | 0 |
| Possession of Controlled Substance | 0 | 0 | 1 | 0 | 0 | 0 | 0 | 0 | 0 | 1 | 0 | 0 | 2 |

ACKNOWLEDGEMENTS

This initiative was a collaborative effort on the part of the administrators, enforcement team leaders and records personnel from all twenty-two law enforcement agencies that participated. The initiative was successful due to the unwavering support of the administrators. The day-to-day supervision of enforcement activities by the team leaders, the daily collection and monthly tabulation/submittal of arrest data was an ambitious undertaking, and their efforts should be acknowledged as well. The collective efforts of all assigned department staff were essential to the overall success of this initiative.

BIG HORN COUNTY

Ken Blackburn – Sheriff
Keri Wilske – Administration
Lori Smallwood – County Clerk

CASPER

Jeff Bullard – Sergeant
Sara Nelson – Sergeant
Adam Uhrich – Officer
Andrea Husted - Officer
Diane Berg – Specialist
Amy Johnson - Specialist

CARBON COUNTY

Alex Bakken – Sheriff
Shawn Kelly – Undersheriff
Brian Lally - Lieutenant

CHEYENNE

David Allen - Officer
Joann Young - Officer

DOUGLAS

Todd Mathews – Lieutenant
Letabeth Wagers – Records/Municipal Court Clerk

EVANSTON

Jon Kirby – Chief of Police
Michael Vranish – Lieutenant
Justin George - Sergeant

GILLETTE

Chuck Deaton – Chief of Police
Kelly Alger - Captain
Leah Foster – Senior Administrative Assistant

HANNA

Ted Kranenberg – Marshal
Melisa Sikes – Clerk

HOT SPRINGS COUNTY

Jerimie Kraushaar – Sheriff
Molly Coyne – Administrative Assistant

JACKSON

Rob Andazola- Sergeant
Sandy Birdshaw

LANDER

Garrett Millington – Sergeant
Kenneth Stigers – Officer

LARAMIE

Ryan Thompson - Lieutenant
Asa Hutchinson - Sergeant

LINCOLN COUNTY

Brian Andrews – Captain
James Hunting – SRO

MOORCROFT

Bill Bryant – Chief of Police

POWELL

Roy Eckerdt – Chief of Police
Matt McCaslin – Lieutenant
Lisa Baker – Administrative Assistant

RAWLINS

Michael Ward – Chief of Police
Valeta Rodabaugh - Communications Supervisor
Katrina James – Administrative Assistant

ROCK SPRINGS

Bill Erspamer – Chief of Police
Matt Keslar - Commander
Elizabeth Coontz – Records Supervisor

SHERIDAN

Travis Koltiska, Chief of Police
Sarah Benavidez - Administrative Services Coordinator

TETON CO.

Clayton Platt - Sergeant
Todd Stanyon - Sergeant

TORRINGTON

Joel Sandlian – Sergeant
Heidi Borton – Records

UINTA COUNTY

Doug Mathews – Sheriff
Frostie Egley – Administrative Assistant

UNIVERSITY OF WYOMING

Mike Samp – Chief of Police
Chad Bade - Sergeant

EUDL Grant Manager: Lori Emmert – Wyoming Association of Sheriffs and Chiefs of Police
COVER PHOTO: Rawlins PD

PROJECT MANAGER VITA

CONTACT INFORMATION:

Ernest L. Johnson, Director of Services
Johnson & Associates
1036 Durango
Douglas, WY 82633
Phone: (307) 351-8614
E-mail: eljohns1@gmail.com
Website: <http://www.jandaconsulting.com>

RELATED EDUCATION & EXPERIENCE:

- Twenty-four years experience as an administrator of a state agency with direct responsibility for budget development and administration, planning, organizing, directing, staffing, and program services delivery.
- Master's degree in Public Administration; over thirty-five years experience training and working with executives to achieve excellence in government, manage and implement change, increase organizational effectiveness and maximize program efficiency.
- Conducted in-depth management studies for criminal justice agencies for the states of Massachusetts and New Hampshire. These studies assessed the delivery of program services by agencies with statewide responsibilities and provided recommendations for increasing organizational efficiency and agency credibility.
- Over thirty-five years of experience in researching, writing, and administering a variety of federal and state grants. Grants involved in excess of several million dollars for a wide variety of purposes: personnel, equipment, training, research and providing services with targeted priorities.
- Extensive experience in researching, evaluating and implementing a wide variety of projects. These projects varied in scope and duration, and many required the involvement and partnership of multiple agencies and personnel throughout the state, as well as the enactment of state legislation.
 - Evaluation performed for the Substance Abuse Division - WDH – “Responsible Server Training Program” – October 2002
 - Managed the Wyoming First Lady's Initiative to Reduce Underage Drinking – November 2004 to September 2006
 - Managed project and authored report: A Comprehensive Review of Alcohol State Statutes: Findings and Recommendations for Reducing Underage and Binge Drinking in Wyoming – 2008
 - Management Review of the Wyoming Seat Belt Coalition: Mission, Goals and Work Scope – September 2011
- Thirty years of experience in conducting a variety of feasibility studies
 - Conducted numerous feasibility studies for the Wyoming Legislature
 - Most recent feasibility study conducted for the Town of Wright: “Should the Town of Wright create its own Police Department?” May 2004

Wyoming Youth and Alcohol Data - 2022

- Inducted into the Wyoming Association of Sheriffs and Chiefs of Police Law Enforcement Officers Hall of Fame in 2011
- Conducted executive level training for the US Department of Justice/ State Department:
 - Instructed a 40-hour training course entitled “The Office of Professional Responsibility” for the Lithuania National Police command staff - 2001
 - Instructed an 80-hour training course entitled “Sex Crimes Investigations” for Investigators and Prosecutors in Lithuania - 2001
- Faculty - Criminal Justice Department - University of Wyoming (September 2000 to September 2012)
 - Criminal Justice Management, Concepts of Modern Policing, Ethics in the Administration of Justice, Criminal Justice Civil Liability, Politics and the Judicial Process, Criminal Courts and Processes, and Police Deviance.
- Management consultant for the Wyoming Association of Sheriffs and Chiefs of Police - Projects completed or currently in progress:
 - Evaluation of Alcohol Factors in Custodial Arrest in Wyoming – May 2005
 - Statewide Public Opinion Survey: Alcohol Issues and Policies (phone survey of 4,600 residents of Wyoming – Report released November 2006
 - Evaluation of Alcohol Factors in Custodial Arrests in Wyoming - 2006: Phase I (data collection), Phase II (Analysis, Findings and Strategies)
 - Evaluation of Alcohol Factors in Custodial Arrests in Wyoming – 2007, 2008, 2009
 - Alcohol and Crime in Wyoming: 2006 – 2008
 - Alcohol and Crime in Wyoming: 2010 - 2022
 - Wyoming Youth and Alcohol Reports: 2010-2022
 - Project Manager for the Enforcing Underage Drinking Laws Program – September 2007 to May 2009
 - Project Manager for WY-CIA Wyoming Communities in Action – Phase I, Phase II – September 2007 to May 2009
 - Project Manager for Reducing Underage Drinking and Driving – October 2007 to September 2009
 - Project Coordinator for Project Safe Neighborhoods in Wyoming: A national initiative directed by the US Department of Justice aimed at reducing gun crimes and violence in this country.
- Facilitator/Coordinator for the Wyoming Seat Belt Coalition – December 2006 to 2014
- Administration and coordination of WYDOT-Highway Safety’s Selective Traffic Enforcement Program Grants for Wyoming law enforcement agencies– December 2008 to October 2020
- Facilitator for the Wyoming Safe Communities Project – FY 2012
- Facilitator/Coordinator for the Governor’s Council on Impaired Driving – December 2011 to October 2020