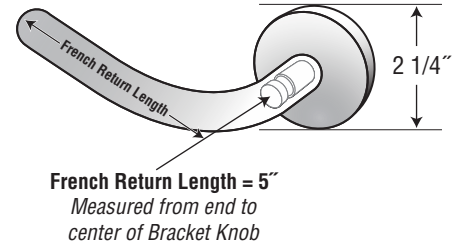
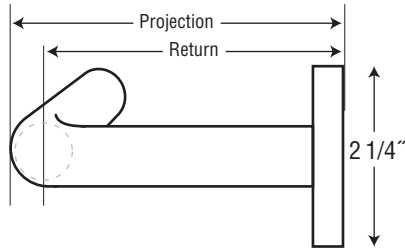




French Return Elbows *Measurements and Installation* For Use with *Select Metal - Brass and Iron Works*

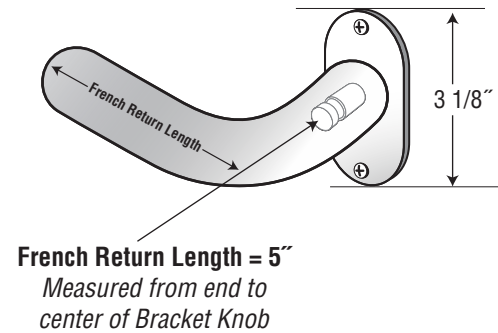
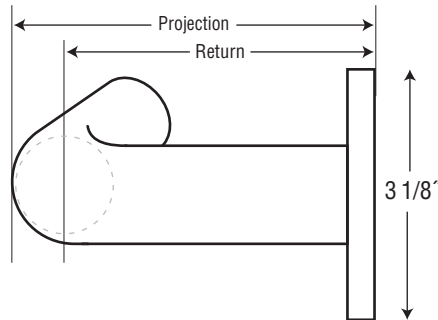
3/4" Pole

	120-4063	120-4066
Projection	4 1/8"	6 1/4"
Return	3 1/2"	5 3/4"
Length	5"	5"



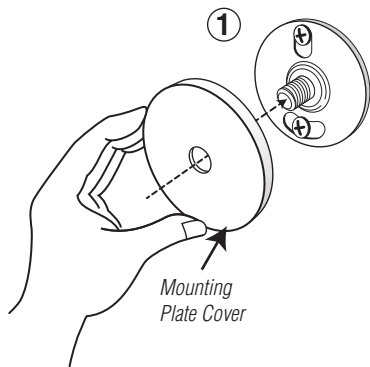
1 3/16" Pole

	130-4063	130-4066
Projection	4 1/2"	7 1/4"
Return	3 3/4"	6 1/2"
Length	5"	5"

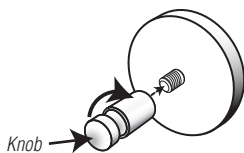


French Return Elbow Installation

1. **Secure Mounting Plate** to wall.
2. **Select Metal - Screw Knob** Onto Mounting Plate
Iron Works - Mounting Plate Includes Knob
3. **Insert Connector** Between Pole and Elbow
4. **Slide Elbow** Onto Knob
5. **Secure** Elbow to Mounting Plate with **Set Screw**



2 Select Metal



2 Iron Works

