

# McCleskey Middle School 7<sup>th</sup> & 8<sup>th</sup> Grade Band Handbook 2020-2021

Jody Miller, Director of Bands  
Andrew Paller, Assistant Director of Bands

Andrea Jenkins-Mann, Principal  
Connie Erb, Assistant Principal  
Chase Stroempl, Assistant Principal

*Please save this document for your records. On the link below, please click and submit your acknowledgment of the Band Handbook. This will serve as your electronic signature.*

**[Band Handbook Acknowledgment Form](#)**

Dear McCleskey Band Families,

Welcome back to another year as part of the McCleskey Band! The McCleskey band program has a reputation for helping students create music through outstanding performances throughout the school's history. Students who join the band not only learn to play an instrument, but they also gain skills in working together toward a common goal. During our time of Digital Learning, we will be focusing on students developing individual skills. These have always been the most crucial components of each student's improvement, but the traditional full band format is where students are accustomed to hearing their own successes—in concerts and LGPE performances, for instance!

We know that the band only sounds good when each student does their part. In addition to our usual scales and rhythms we teach, much of the music will be solos where everyone has the melody. This is different from band class where sheet music tends to be written so that some instruments get the melody more than others. Through the students' continued hard practice, we can sound amazing when we eventually return to face-to-face instruction!

We know the school will be different, but we are both glad that the McCleskey community is so supportive. With all of us working together, the students will continue to flourish!

We look forward to a fantastic year of getting to know each one of you!

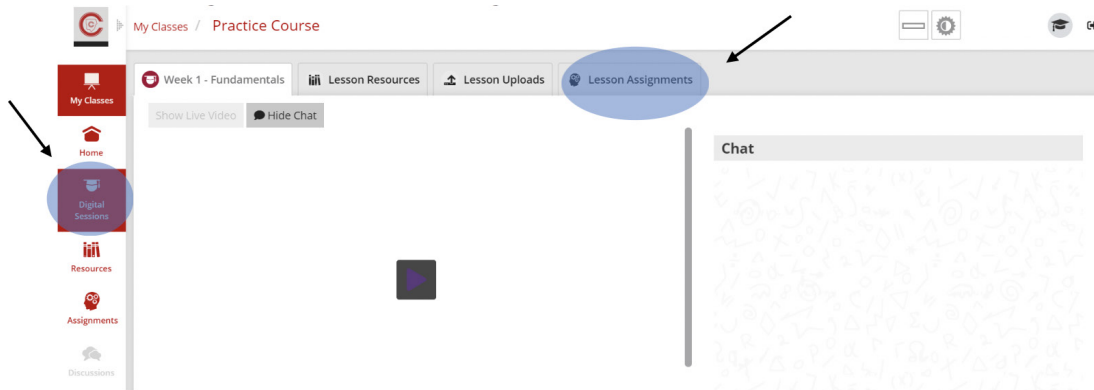
Jody Miller & Andrew Paller

jody.miller@cobbk12.org  
andrew.paller@cobbk12.org

## Curriculum and Grading

### Performance Assessments—50%

- Students will be assigned approximately one video submission a week. Videos should be submitted through CTLS “Digital Sessions” under the “Assignments” Tab
- Students will have the opportunity to retake any playing submission video if they receive an unsatisfactory grade. All new attempts can be completed until the deadline given by directors before the end of the nine week grading period.



### Written Assessments/Reflections—50%

- Students will be assigned at least one written quiz or listening reflection a week. These quizzes and/or listening reflections will be posted through CTLS “Digital Sessions” under the “Assignments” Tab and will be through a link to a Microsoft Form.

Note: Distribution of points may change slightly when we return to face-to-face instruction. Any changes will be communicated at that time and will follow CCSD grading guidelines.

## Required Materials

**7th and 8th grade band students should keep a supply of all items required to play and maintain their instruments. These may include reeds, valve oil, cork grease, slide grease, drum sticks or mallets, or any other necessary item. A list of suggested mouthpieces and reeds is found on the band website. In addition, each student needs the following items during Digital Learning.**

- 1 inch solid black binder
- PENCILS
- NOTEBOOK PAPER for binder
- A supply of music staff paper (approximately 10 sheets to start) available at

<http://people.virginia.edu/~pdr4h/musicpaper/widerule.pdf>

If you are unable to print at home, please contact us and we will provide you staff paper.

## Weekly Schedule for Band

### Synchronous (assigned class) time

During our Virtual Learning, each class will meet twice a week for 50 minutes. We will follow McCleskey’s Digital Learning Bell Schedule. Our class time will be devoted to teaching skills necessary to playing a band instrument. Synchronous time is used to teach and reinforce concepts. Attendance is required in all classes during the assigned class time.

## Asynchronous (more flexible) time

Asynchronous time is for students to practice, complete recordings for performance assessments, and complete written assessments and reflections. In general, students should devote about 20 minutes per day to each subject—including band. This time can be spent practicing an instrument and completing video submissions and written assignments.

### Office Hours for Mr. Miller & Mr. Paller (LIVE sessions)


















Tuesday, 10 AM–11 AM

Wednesday 1 PM–2 PM

Also by appointment

As we progress, we will offer some extra help sessions and clubs during the asynchronous times in the mornings. These will be posted to CTLS weekly once we begin offering these extra sessions. Practice time is not for a grade, but the amount of practice will be evident in performance assessments students will submit through CTLS.

## Virtual Etiquette

		<h1>Virtual Bandroom Expectations</h1>				
Respectful	Organize	Positive Attitude	Responsible	Safe		
Mute your microphone if not speaking 	Use full name on any assignments or media platforms 	Try a greeting with a smile! 	Practice until mastery 	Be on time 		
Don't speak over peers or teachers when they are speaking 	Bring needed Materials (instruments etc) 	Encourage others 	Focus on the speaker 	Find quiet spot in your home to work 		
Use appropriate Language At all times We need to talk. This is serious. 	Eat + RR during break times 	Be positive YOU GO GIRL! 	Ask/ Answer questions WHAT HAPPENED? 	Dress For Success! 		

Please remember that students are always expected to follow behavior guidelines as outlined by Cobb County School District and McCleskey Middle School.

***Gum, candy, food, or drink are NEVER allowed in the band room or while playing any instrument. There is a great choking hazard due to the way we breathe and play. In addition, the sugars and food particles will damage instruments and make the instrument unsanitary to play.***

## **Private lessons**

Private lessons are not required in order to participate in band. They are very beneficial, though, and will help your child be the best musician they can be. Private instructors can give students more individualized guidance that may help them eventually earn spots in Honor Band, All-State Band, or the advanced bands once they reach high school. Most local music stores have private instructors or you can inquire with the band directors directly.

## **Procedures**

- Show up for class on time, whether virtually or face-to-face.
- Enter and leave the band room without raising your voice or horseplaying.
- Have all materials required for band that day, including a pencil, instruction books, binder with staff paper and notebook paper, and instrument.
- Stay quiet during instruction and play your instrument when asked to do so.
- Mark instructions in your music and complete written and playing assignments
- Put away all belongings after class. Only instruments and band music may be left in your locker while at school. No food or items for other classes.

## **Schedule Changes**

Band is a yearlong class. Of course, band continues year after year, so we hope each student is excited about continuing throughout high school. If a student wishes to drop at the end of the year, a parent request must come in by the last day of the school year.

## **Performance Calendar**

We will publish an activity and performance calendar when we are back to face-to-face instruction.

## **Uniforms**

We will make a decision about uniforms when we are in a full face-to-face learning environment.

## **School-owned Instruments**

French horns, baritones, and tubas are provided by the school, as they are significantly more expensive than other instruments. Students can check these out from the school for use throughout the year (and also during the summer). There is no rental charge, but the student is expected to complete regular cleaning and maintenance of the instrument he or she is assigned, as well as pay for any repairs that need to be completed while assigned to the student. The school will pay for normal wear-and-tear. A student should notify the director IMMEDIATELY if the instrument has been dropped or the student suspects the instrument needs repair.

We also have a limited number of other instruments available for check out. If you are unable to rent or buy an instrument, please let the band director know of your situation and we will try to help.

## **Academic Standards**

Band instruction at McCleskey is based on the Georgia Standards of Excellence. These standards are not taught sequentially. Rather, they evolve together. Our units of instruction in band are based on a progression of all these standards at once. We are proud that McCleskey students have high standards and work hard to become excellent musicians.

Standards:

- MSAB.CR.1 Improvise, compose, and arrange music within specified guidelines.
- MSAB.PR.1 Sing alone or with others.
- MSAB.PR.2 Perform on instruments through a varied repertoire of music, alone and with others.
- MSAB.PR.3 Read and identify elements of notated music.
- MSAB.RE.1 Listen to, analyze, and describe music.
- MS B.RE.2 Respond to music and music performances.
- MSBB.CN.1 Understand relationships between music, other arts, other disciplines, varied contexts, and daily life.

**Please save this document for your records. Click on the link below and submit your response on the Band Handbook Acknowledgment Form.**

## **[BAND HANDBOOK ACKNOWLEDGMENT FORM](#)**

**Or scan this QR code from your device**

