



# FAUX WOOD

## BLINDS

Effective February 1, 2017 (Revised 6/21/17)

*design simplified™*

---

## TABLE OF CONTENTS

---

### Product Overview

- Features & Benefits ..... 2
- Color Charts ..... 3

### Pricing Information

- 2" Faux – Whites & Neutrals Price Chart and Surcharges ..... 4
- 2" Faux – Wood Tones Price Chart and Surcharges ..... 5
- 2-1/2" Faux – Whites & Neutrals Price Chart and Surcharges ..... 6
- 2-1/2" Faux – Wood Tones Price Chart and Surcharges ..... 7
- RemoteTilt™ System and Option Surcharges ..... 8

### Valance Information

- Individual Valance Ordering and Pricing/Tape Valance Option and Color Chart ..... 9
- Valances and Valance Return Information and Specifications ..... 10

### Cordless Lift & Lock Bottomrail Color Coordination ..... 11

### Solid and Decorative Tape Option and Listing ..... 12

### Product and Specifications

- Product Specifications ..... 13
- Size Specifications ..... 14
- Finished Dimensions and Mounting Requirements ..... 14

### Controls, Components, Ladder/Tape Placement & Stack-up Charts

- Standard Rectangular ..... 15
- Cordless/RemoteTilt ..... 16
- Cordless Lift & Lock™ ..... 17
- Component Diagrams ..... 18-20

### RemoteTilt Motorization

- RemoteTilt Motorization – Overview ..... 21
- Radio Frequency (RF) Features, Options and Part Numbers ..... 22

### **Oversize Common Carrier Delivery**

All orders with any quantity of blinds over 102" in width are considered oversize and require common carrier delivery. Therefore, a net charge of \$75 per order will be assessed.

## FEATURES & BENEFITS



Now available with  
Cordless Lift & Lock™

- Durable engineered polymer material that won't crack, chip, or peel.
- Available in 2" and 2-1/2" slat styles.
- Offered in a wide selection of whites, neutrals and wood tones.
- Come standard with a 3" decorative valance and trapezoid bottomrail. Contemporary Crescent valance is optional.
- Heavy-duty slim design headrail and crash-proof cordlock that provide smooth, reliable operation.
- Optional cordless lift available on 2" slats for easy operation and added child safety.
- Decorative tassels and lift cord with a unique Stop Ball that breaks apart under pressure to help protect children and pets.
- A wide selection of solid and decorative tapes that add a stylish accent.
- Optional LightsOut routeless feature that blocks additional light and enhances privacy.
- Available with upgraded operating systems including Cordless Lift & Lock™, Cordless Lift and RemoteTilt™ for enhanced control convenience.
- Limited Lifetime Warranty ensures your customers' satisfaction.

---

## COLOR CHART

---

### 2" FAUX WOOD

WHITES AND NEUTRALS	COLOR #
Birch	S933
Bright White	S900
Eggshell	S904
Oyster	S902
Pearl	S903
Snow	S901
Textured Pure White	T901
Ultra White	S951

### 2-1/2" FAUX WOOD

WHITES AND NEUTRALS	COLOR #
Birch	S933
Bright White	S900
Eggshell	S904
Oyster	S902
Pearl	S903
Snow	S901
Textured Pure White	T901
Ultra White	S951

WOOD TONES	COLOR #
Cedar Chest	P918
Cherrystone	P917
Dark Walnut	P919
Honey Maple	P914
Light Oak	P913
Mesquite	P916
Sunset	P915

WOOD TONES	COLOR #
Cedar Chest	P918
Cherrystone	P917
Dark Walnut	P919
Honey Maple	P914
Light Oak	P913
Mesquite	P916
Sunset	P915

---

## CHARACTERISTICS OF FAUX WOOD BLINDS

---

Faux wood blinds are an excellent and economical alternative to wood blinds for many applications. Constructed of a durable engineered polymer material, faux wood blinds offer long lasting performance. Faux wood material will not crack, chip or fade – perfect for high traffic areas. It is also easy to clean and is moisture resistant for placement in kitchens and bathrooms.

Faux wood blinds are not intended for installation near heat sources such as radiators and heat registers which can potentially compromise the integrity of the faux wood material, or in locations where temperatures within the window casing will exceed 120 degrees Fahrenheit, including older single pane or aluminum frame windows that conduct and amplify outside heat into the window casing.

Faux wood blinds are certified GOLD for Greenguard Indoor Air Quality, are inherently fire resistant and are FR Certified NFPA 701.



**GROUP 1 – 2" WHITES & NEUTRALS**

3" Standard Decorative Polymer Valance Included in Price

WIDTH TO:	24"	28"	32"	36"	42"	48"	54"	60"	66"	72"	78"	84"	96"
<b>HEIGHT TO:</b>													
30"	\$87	97	104	115	123	136	149	172	183	199	211	224	242
36"	95	102	109	122	134	145	159	183	196	216	224	242	261
42"	101	109	118	133	144	156	173	198	212	231	245	263	285
48"	107	115	124	140	152	168	184	210	227	250	260	282	305
54"	115	128	138	155	170	184	204	231	250	271	289	307	331
61"	123	135	147	164	179	194	215	248	264	290	306	331	358
66"	131	142	154	175	189	208	228	262	283	312	328	353	381
73"	139	151	163	187	202	223	245	283	302	331	352	380	409
78"	145	157	173	193	211	231	257	296	319	350	370	397	
84"	151	164	181	206	223	245	274	311	336	372	389	412	
90"	157	173	189	215	233	257	284	324	352	387	398		
96"	163	182	199	224	245	271	300	341	369	407			
102"	171	187	207	231	253	282	312	358	384				
108"	185	204	222	254	278	303	335	383	405				

Note: Blinds over 50 sq. ft. require 2 or 3 on 1 Headrail  
Cordless Lift & Lock not available in sizes outside the thick black line

**SOLID & DECORATIVE TAPE SURCHARGE**

NOTE: See Tape section for sizes &amp; availability. Tapes are NOT available with LightsOut feature, Cordless or Cordless Lift &amp; Lock.

WIDTH TO:	24"	28"	32"	36"	42"	48"	54"	60"	66"	72"	78"	84"	96"
<b>Solid</b>	<b>\$29</b>	<b>29</b>	<b>29</b>	<b>29</b>	<b>35</b>	<b>35</b>	<b>42</b>	<b>42</b>	<b>49</b>	<b>49</b>	<b>57</b>	<b>57</b>	<b>62</b>
<b>Decorative</b>	<b>62</b>	<b>62</b>	<b>62</b>	<b>62</b>	<b>76</b>	<b>76</b>	<b>93</b>	<b>93</b>	<b>107</b>	<b>107</b>	<b>122</b>	<b>122</b>	<b>132</b>

**NO CHARGE OPTIONS**

- 3" Crescent Valance (in place of 3" Standard Decorative Valance)
- LightsOut Routeless Feature (not available with Cordless Lift & Lock, Cordless Lift System or blinds with Tapes)
- Controls – LR, RL or Grouped
- Hold-Down Brackets
- Tile Cut Out – maximum 3" each side (not available with Cordless Lift & Lock)
- Short and Long Extension Brackets
- Spacer Blocks – small (3/8") and large (3/4")
- Special Wand and Cord Length (see page 14 for wand lengths)
- Wand Tilter
- 2 or 3 On 1 Headrail (max. 120" on 2" blinds) – price as separate blinds (2 or 3 on 1 headrail not available with Cordless Lift) (3 on 1 headrail not available with Cordless Lift & Lock)

**OPTIONS: EXTRA CHARGE – SPECIFY ON ORDER**

- Cordless Lift & Lock™ System .....add \$83 each
- Cordless Lift System.....add \$121 each
- Blinds Under 12" Wide.....add \$16 each
- Tape Valance .....add \$15 each
- Keystone Valance Option (for blinds under 102" wide) .....add \$15

Note: For surcharges on oversize common carrier delivery, express ship program, shipments to Hawaii, Alaska and Puerto Rico, see General Information Section

SIZE SPECIFICATIONS	2" Standard	2" Cordless	2" Cordless Lift & Lock™
Minimum Width (Net)	8" 12" with Tapes	18"	10-1/2"
Maximum Width (One blind)	96"	78"	96"
Minimum Height	12"	12"	12"
Maximum Height	108"	72"	84"
Max. AREA (SQ/FT) <sup>1</sup>	50 sq/ft	40 sq/ft	40 sq/ft
Maximum Width 2 or 3 on 1 Headrail	120"	n/a	120" <sup>2</sup>
Maximum Continuous Valance Width (not spliced)	102"		102"

<sup>1</sup> Blinds over Max SQ/FT require 2 or 3 on 1 headrail (where available)

<sup>2</sup> Cordless Lift **not available** as a 2 or 3 on 1 headrail

**GROUP 2 – 2" WOOD TONES**

3" Standard Decorative Polymer Valance Included in Price

WIDTH TO:	24"	28"	32"	36"	42"	48"	54"	60"	66"	72"	78"	84"	96"
HEIGHT TO:													
30"	\$95	103	111	124	136	149	164	187	207	220	237	250	270
36"	101	110	119	135	146	161	178	204	222	237	257	271	292
42"	109	119	131	146	158	176	191	222	243	259	283	296	320
48"	115	126	138	154	171	188	208	236	260	282	302	318	344
54"	128	141	153	173	188	208	228	260	289	310	335	352	380
61"	135	149	163	184	201	220	243	280	308	332	359	378	407
66"	144	157	175	194	214	235	262	302	331	358	389	407	439
73"	153	171	184	210	230	255	283	324	357	382	416	442	477
78"	163	179	194	224	246	270	298	343	383	413	449	471	
84"	175	190	210	240	263	292	323	370	413	443	485	489	
90"	183	202	223	255	280	310	345	398	439	470	498		
96"	193	212	236	268	295	326	365	417	465	501			
102"	201	223	246	279	308	342	382	436	487				
108"	218	241	265	303	334	368	413	469	505				

Note: Blinds over 50 sq. ft. require 2 or 3 on 1 Headrail  
Cordless Lift & Lock not available in sizes outside the thick black line

**SOLID & DECORATIVE TAPE SURCHARGE**

NOTE: See Tape section for sizes &amp; availability. Tapes are NOT available with LightsOut feature, Cordless or Cordless Lift &amp; Lock.

WIDTH TO:	24"	28"	32"	36"	42"	48"	54"	60"	66"	72"	78"	84"	96"
Solid	\$29	29	29	29	35	35	42	42	49	49	57	57	62
Decorative	62	62	62	62	76	76	93	93	107	107	122	122	132

**NO CHARGE OPTIONS**

- 3" Crescent Valance (in place of 3" Standard Decorative Valance)
- LightsOut Routeless Feature (not available with Cordless Lift & Lock, Cordless Lift System or blinds with Tapes)
- Controls – LR, RL or Grouped
- Hold-Down Brackets
- Tile Cut Out – maximum 3" each side (not available with Cordless Lift & Lock)
- Short and Long Extension Brackets
- Spacer Blocks – small (3/8") and large (3/4")
- Special Wand and Cord Length (see page 14 for wand lengths)
- Wand Tilter
- 2 or 3 On 1 Headrail (max. 120" on 2" blinds) – price as separate blinds (2 or 3 on 1 headrail not available with Cordless Lift) (3 on 1 headrail not available with Cordless Lift & Lock)

**OPTIONS: EXTRA CHARGE – SPECIFY ON ORDER**

- Cordless Lift & Lock™ System .....add \$83 each
- Cordless Lift System.....add \$121 each
- Blinds Under 12" Wide.....add \$16 each
- Tape Valance .....add \$15 each
- Keystone Valance Option (for blinds under 102" wide) .....add \$15

Note: For surcharges on oversize common carrier delivery, express ship program, shipments to Hawaii, Alaska and Puerto Rico, see General Information Section

SIZE SPECIFICATIONS	2" Standard	2" Cordless	2" Cordless Lift & Lock™
Minimum Width (Net)	8" 12" with Tapes	18"	10-1/2"
Maximum Width (One blind)	96"	78"	96"
Minimum Height	12"	12"	12"
Maximum Height	108"	72"	84"
Max. AREA (SQ/FT) <sup>1</sup>	50 sq/ft	40 sq/ft	40 sq/ft
Maximum Width 2 or 3 on 1 Headrail	120"	n/a	120" <sup>2</sup>
Maximum Continuous Valance Width (not spliced)	102"		102"

<sup>1</sup> Blinds over Max SQ/FT require 2 or 3 on 1 headrail (where available)

<sup>2</sup> Cordless Lift **not available** as a 2 or 3 on 1 headrail

<sup>3</sup> Cordless Lift & Lock™ **not available** as a 3 on 1 headrail

**GROUP 3 – 2-1/2" WHITES & NEUTRALS**

3" Standard Decorative Polymer Valance Included in Price

WIDTH TO:	24"	28"	32"	36"	42"	48"	54"	60"	66"	72"	78"	84"	96"
HEIGHT TO:													
30"	\$101	108	118	130	142	159	173	198	213	236	254	272	294
36"	108	117	126	140	155	172	190	216	235	258	278	298	322
42"	119	124	132	150	164	185	201	229	251	277	298	319	345
48"	123	132	142	161	177	198	218	249	271	302	324	349	377
54"	131	141	155	173	191	215	235	272	298	328	352	383	414
61"	138	152	163	184	204	232	255	292	321	354	385	416	449
66"	157	172	186	209	231	260	287	329	362	396	425	462	498
73"	168	183	198	223	248	279	307	354	385	429	461	498	539
78"	175	192	208	235	263	297	326	372	408	454	492	536	
84"	185	204	224	251	282	318	352	403	441	488	535	556	
90"	198	217	238	268	299	338	374	430	477	526	561		
96"	207	229	252	285	321	363	402	463	509	564			
102"	221	244	269	303	341	390	431	492	548				
108"	233	257	284	324	368	414	460	534	564				

Note: Blinds over 50 sq. ft. require 2 or 3 on 1 Headrail  
Cordless Lift & Lock not available in sizes outside the thick black line

**SOLID & DECORATIVE TAPE SURCHARGE**

NOTE: See Tape section for sizes &amp; availability. Tapes are NOT available with LightsOut feature, Cordless or Cordless Lift &amp; Lock.

WIDTH TO:	24"	28"	32"	36"	42"	48"	54"	60"	66"	72"	78"	84"	96"
Solid	\$29	29	29	29	35	35	42	42	49	49	57	57	62
Decorative	62	62	62	62	76	76	93	93	107	107	122	122	132

**NO CHARGE OPTIONS**

- 3" Crescent Valance (in place of 3" Standard Decorative Valance)
- LightsOut Routeless Feature (not available with tapes or Cordless Lift & Lock)
- Controls – LR, RL or Grouped
- Hold-Down Brackets (not available with Cordless Lift & Lock)
- Tile Cut Out – maximum 3" each side (not available with Cordless Lift & Lock)
- Short and Long Extension Brackets
- Spacer Blocks – small (3/8") and large (3/4") (one 3/8" spacer set standard with 2-1/2" blinds)
- Special Cord Length (2-1/2" blinds available with cord tilter ONLY)
- 2 or 3 On 1 Headrail (maximum 120" on 2-1/2" blinds) – price as separate blinds (2 or 3 on 1 headrail not available with Cordless Lift) (3 on 1 headrail not available with Cordless Lift & Lock)

**OPTIONS: EXTRA CHARGE – SPECIFY ON ORDER**

- Cordless Lift & Lock™ System .....add \$83 each
- Blinds Under 12" Wide.....add \$16 each
- Tape Valance .....add \$15 each
- Keystone Valance Option (for blinds under 102" wide) .....add \$15

Note: For surcharges on oversize common carrier delivery, express ship program, shipments to Hawaii, Alaska and Puerto Rico, see General Information Section

SIZE SPECIFICATIONS	2-1/2" Standard	2-1/2" Cordless Lift & Lock™
Minimum Width (Net)	12"	10-1/2"
Maximum Width (One blind)	96"	96"
Minimum Height	12"	12"
Maximum Height	108"	84"
Max. AREA (SQ/FT) <sup>1</sup>	50 sq/ft	31 sq/ft
Maximum Width 2 or 3 on 1 Headrail	120"	120" <sup>2</sup>
Maximum Continuous Valance Width (not spliced)	102"	102"

<sup>1</sup> Blinds over Max SQ/FT require 2 or 3 on 1 headrail

<sup>2</sup> Cordless Lift & Lock™ not available as a 3 on 1 headrail

**GROUP 4 – 2-1/2" WOOD TONES**

3" Standard Decorative Polymer Valance Included in Price

WIDTH TO:	24"	28"	32"	36"	42"	48"	54"	60"	66"	72"	78"	84"	96"
HEIGHT TO:													
30"	\$111	118	130	143	156	176	190	218	234	260	280	299	324
36"	118	129	138	155	170	189	209	238	259	284	306	327	354
42"	131	136	146	165	180	204	221	252	276	305	327	350	379
48"	135	145	156	178	194	218	240	274	298	333	357	384	415
54"	144	156	170	190	210	236	259	299	327	361	388	421	455
61"	152	167	180	203	225	255	281	321	352	390	423	457	494
66"	173	189	204	230	254	286	316	362	398	436	468	508	548
73"	185	202	218	245	273	307	338	390	423	472	507	548	592
78"	192	211	229	259	289	326	359	410	449	499	540	589	
84"	204	224	246	276	310	349	388	444	485	537	588	612	
90"	218	239	262	295	328	372	412	473	525	579	616		
96"	228	252	277	314	352	399	443	509	560	620			
102"	243	268	296	334	375	429	474	540	603				
108"	256	283	313	357	404	455	506	588	620				

Note: Blinds over 50 sq. ft. require 2 or 3 on 1 Headrail  
Cordless Lift & Lock not available in sizes outside the thick black line

**SOLID & DECORATIVE TAPE SURCHARGE**

NOTE: See Tape section for sizes &amp; availability. Tapes are NOT available with LightsOut feature, Cordless or Cordless Lift &amp; Lock.

WIDTH TO:	24"	28"	32"	36"	42"	48"	54"	60"	66"	72"	78"	84"	96"
<b>Solid</b>	<b>\$29</b>	<b>29</b>	<b>29</b>	<b>29</b>	<b>35</b>	<b>35</b>	<b>42</b>	<b>42</b>	<b>49</b>	<b>49</b>	<b>57</b>	<b>57</b>	<b>62</b>
<b>Decorative</b>	<b>62</b>	<b>62</b>	<b>62</b>	<b>62</b>	<b>76</b>	<b>76</b>	<b>93</b>	<b>93</b>	<b>107</b>	<b>107</b>	<b>122</b>	<b>122</b>	<b>132</b>

**NO CHARGE OPTIONS**

- 3" Crescent Valance (in place of 3" Standard Decorative Valance)
- LightsOut Routeless Feature (not available with tapes or Cordless Lift & Lock)
- Controls – either LR, RL or Grouped
- Hold-Down Brackets (not available with Cordless Lift & Lock)
- Tile Cut Out – maximum 3" each side (not available with Cordless Lift & Lock)
- Short and Long Extension Brackets
- Spacer Blocks – small (3/8") and large (3/4") (one 3/8" spacer set standard with 2-1/2" blinds)
- Special Cord Length (2-1/2" blinds available with cord tilter ONLY)
- 2 or 3 On 1 Headrail (maximum 120" on 2-1/2" blinds) – price as separate blinds (3 on 1 headrail not available with Cordless Lift & Lock)

**OPTIONS: EXTRA CHARGE – SPECIFY ON ORDER**

- Cordless Lift & Lock™ System .....add \$83 each
- Blinds Under 12" Wide.....add \$16 each
- Tape Valance .....add \$15 each
- Keystone Valance Option (for blinds under 102" wide) .....add \$15

Note: For surcharges on oversize common carrier delivery, express ship program, shipments to Hawaii, Alaska and Puerto Rico, see General Information Section

SIZE SPECIFICATIONS	2-1/2" Standard	2-1/2" Cordless Lift & Lock™
Minimum Width (Net)	12"	10-1/2"
Maximum Width (One blind)	96"	96"
Minimum Height	12"	12"
Maximum Height	108"	84"
Max. AREA (SQ/FT) <sup>1</sup>	50 sq/ft	31 sq/ft
Maximum Width 2 or 3 on 1 Headrail	120"	120" <sup>2</sup>
Maximum Continuous Valance Width (not spliced)	102"	102"

<sup>1</sup> Blinds over Max SQ/FT require 2 or 3 on 1 headrail

<sup>2</sup> Cordless Lift & Lock™ not available as a 3 on 1 headrail



**REMOTETILT™ – Tilt Motorization System**

NOTE: Must select RF RemoteTilt power source when ordering.

**Radio Frequency (RF) RemoteTilt power options are:** Single Battery Wand (reloadable), Dual Battery Wand (reloadable), and Transformer (plugs into wall outlet). Each Reloadable Battery Wand comes with a set of 8 AA lithium batteries on initial shade orders at the prices shown below. The part # below references the battery wand only.

**OPTIONS: EXTRA CHARGE – SPECIFY ON ORDER (Must select RemoteTilt power source when ordering)**
**RADIO FREQUENCY (RF) MOTORIZATION**

- Radio Frequency (RF) Tilt Motor .....add \$445 per blind
- Radio Frequency (RF) Remote Control Unit – 1 Channel ..... Part #RC445069 ..... add \$162 each
- Radio Frequency (RF) Remote Control Unit – 5 Channel ..... Part #RC445079 ..... add \$206 each
- Radio Frequency (RF) Wireless Wall Switch – 1 Channel..... Part #RC445135 ..... add \$412 each
- Radio Frequency (RF) Wireless Wall Switch – 5 Channel..... Part #RC445136 ..... add \$462 each
- Radio Frequency (RF) Programmable Timer – 1 Channel ..... Part #1805237A ..... add \$440 each
  
- Radio Frequency (RF) Single Battery Wand – Reloadable (Includes 8 AA) ..... Part #RC445268 ..... add \$142 each
- Radio Frequency (RF) Dual Battery Wand – Reloadable (Includes 16 AA) ..... Part #RC445268 ..... add \$284 each
- Radio Frequency (RF) Transformer ..... Part #1822445 ..... add \$174 each
- Radio Frequency (RF) 10" Battery Wand Extension Cable ..... Part #9013282 ..... add \$12 each
- Radio Frequency (RF) 48" Battery Wand Extension Cable ..... Part #9013279 ..... add \$20 each
- Radio Frequency (RF) 96" Battery Wand Extension Cable ..... Part #9013277 ..... add \$29 each
- Radio Frequency (RF) 8 AA Lithium Batteries – Reloadable Wand Replacements ..... Part #9014834 ..... add \$71 each
  
- Solar Recharge Kit (**batteries NOT included**) ..... Part #9019034 .....add \$327 each  
*(Includes solar panel, 10" Y harness, 12v reloadable battery tube, tube mounting clips, glass mount adhesive tape, solar panel mounting brackets – 4 qty.)*
- NiMh Rechargeable Batteries (quantity of 10) ..... Part #9018621 .....add \$92 each
- Plug-in AC Battery Rapid Charger (for solar recharge kit only) (includes 12" cable) ..... Part #9015781 .....add \$324 each
- 48" Extension Cable for Y Harness ..... Part #9016736 .....add \$21 each

Notes: • For surcharges on oversize common carrier delivery, express ship program, shipments to Hawaii, Alaska and Puerto Rico, see General Information Section

REMOTETILT MOTORIZATION	2"	2-1/2"
Minimum Width (Net)	12" 14" with Solid or Decorative Tapes	12" 14" with Solid or Decorative Tapes
Maximum Width (One blind)	96"	96"
Maximum Height	96"	96"
Maximum AREA (SQ/FT)	50 sq/ft	50 sq/ft
Maximum Continuous Valance Width (not spliced)	102"	102"

Note: RemoteTilt not available with Cordless Lift & Lock.

## INDIVIDUAL VALANCE ORDERING & PRICING



Refer to this pricing for "individual" valances only. (Valances on all blind orders are already standard and included in the blind price.)

### Valance Deductions for Faux Wood Blinds

Order Configuration		How Valance Will Be Produced
IB	RETURN LENGTH OVERRIDE	Inside miter to miter valance will be 1" wider than ordered width
OB	NET (Valance Only)	Inside miter to miter valance will be exact ordered width
IB	NET (Valance Only)	Valance will be exact ordered width
IB	CONTINUOUS	Valance will be exact size of continuous valance measurement
IB	CONTINUOUS with RETURN LENGTH OVERRIDE	Inside miter to miter valance will be 1" wider than ordered width
OB	CONTINUOUS	Inside miter to miter valance will be exact ordered width

2" & 2-1/2" FAUX WOOD COLOR NAMES	3" STANDARD DECORATIVE AND CRESCENT VALANCE COLOR #
Birch	S933
Bright White	S900
Cedar Chest	P918
Cherrystone	P917
Dark Walnut	P919
Eggshell	S904
Honey Maple	P914
Light Oak	P913
Mesquite	P916
Oyster	S902
Pearl	S903
Snow	S901
Sunset	P915
Textured Pure White*	T901
Ultra White	S951

\*NOTE: When ordering Textured White the Decorative Valance will be textured; Crescent Valance will be smooth.

### INDIVIDUAL VALANCE PRICING (FOR 3" STANDARD DECO AND CRESCENT VALANCE)

WIDTH TO:	24"	28"	32"	36"	42"	48"	54"	60"	66"	72"	78"	84"	90"	96"	102"	108"	114"	120"
3" Standard Deco, Crescent	\$26	26	26	26	41	41	41	41	57	57	57	57	68	68	68	89	89	89

## TAPE VALANCE OPTION



With this option, the 1" or 1-1/8" Tape is attached (glued) across the flat section of the 3" Standard Deco Valance. Refer to the faux wood/tape sample deck to coordinate faux wood and tape colors to your customer's liking. The tape names available for this option and the 4 digit tape color numbers are listed below. (Tape pattern orientation flows from left to right.)


SOLID TAPE NAMES	Color Number
Alabaster	1112
Black	1055
Dark Beige	1093
Cocoa	1062
Sand	1036
Toffee	3136
White	1005

DECORATIVE TAPE NAMES	Color Number
Basketweave	6000
Gray Cream Band	5007
Gray Gold Band	5006
Natural Band	2301
White Flux	2101

NOTE: Decorative Keystone can be ordered with the tape valance option but the tape will not be placed on the Keystone. It will butt up to it on each side.

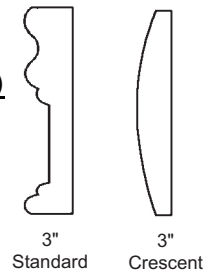
# VALANCES

## VALANCE & RETURN CONFIGURATIONS (OUTSIDE MOUNTS)



Standard Decorative - 3" Profile

Crescent Valance - 3" Profile (optional)



NOTE: Outside mount returns are adjusted longer by the factory when short or long (1-3/8" or 3-1/2") extension brackets or when small or large (3/8" or 3/4") spacer blocks are ordered. Only the 1st set of ordered spacer blocks will affect the return length adjustment. Please specify longer custom return lengths when ordering if additional spacer blocks will be used.

Slat Size/Style

- 2" Faux Wood Blinds
- 2-1/2" Faux Wood Blinds

Standard OB Returns

3"  
3-3/8"

NOTE: Inside mount blind valances do not come with returns unless specified on the order.


## KEYSTONE VALANCE OPTION

Keystones are designed to cover splices in oversized valances or can be used as a decorative element to add dimensional appeal.

Valances under 102" – a keystone may be added to a valance for a small surcharge. The valance will come fully assembled with the keystone positioned in the center. The color of the keystone will match the valance.

Valances over 102" that are spliced - a keystone will automatically be provided at no charge to join the sides and cover the splice. Will require assembly.

Note: the addition of a keystone will not affect the overall width of the valance.



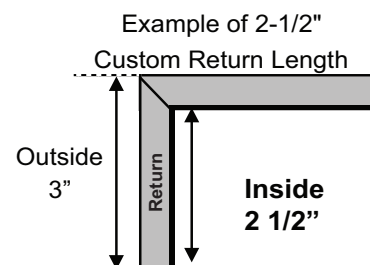
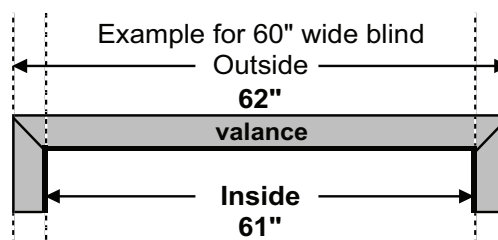
## VALANCE / RETURN SPECIFICATIONS

- **Custom valance widths** are available upon request. Maximum widths for valance are as follows:  
The maximum Continuous Valance width is **102"**  
The maximum Spliced Valance width is **120"**. (See note below).
- **Custom return lengths** are available upon request.  
The minimum return length is **1/2"**  
The maximum return length is **6"**
- **3" Return lengths** are factory adjusted when extension brackets or (1 set of) spacer blocks are ordered.  
Short Extension Brackets = **4-1/4"**  
Long Extension Brackets = **6-1/4"**  
Small Spacer Blocks (1st Set) = **3-3/8"**  
Large Spacer Blocks (1st Set) = **3-3/4"**

**NOTE:** Valances over 102" will be spliced in the middle. **A decorative keystone will be supplied at no charge to join the sides and conceal the splice.**

### CUSTOM VALANCE & RETURNS – MEASURED & CUT FROM THE INSIDE:

- **NOTE:** Valances are cut to measure from the inside miter to insure the most accurate fit when installed over the headrail or window frame.



## CORDLESS LIFT & LOCK™ – BOTTOMRAIL COLOR COORDINATION

The cordless Lift & Lock™ operating system comes with a coordinating aluminum bottomrail in the color listed below.

Whites & Neutrals	2" Color #	2-1/2" Color #	Cordless Lift & Lock Bottomrail	
			Color	Color #
Birch	S933	S933	Antique White	973
Bright White	S900	S900	Gloss White	110
Eggshell	S904	S904	Antique White	973
Oyster	S902	S902	Antique White	973
Pearl	S903	S903	Pearl	974
Snow	S901	S901	Flex White	885
Textured Pure White	T901	T901	Gloss White	110
Ultra White	S951	S951	Pearl	974

Wood Tones	2" Color #	2-1/2" Color #	Cordless Lift & Lock Bottomrail	
			Color	Color #
Cedar Chest	P918	P918	Sweet Chocolate	378
Cherrystone	P917	P917	Cognac	282
Dark Walnut	P919	P919	Venetian Bronze	234
Honey Maple	P914	P914	Cocoa	083
Light Oak	P913	P913	Camel	082
Mesquite	P916	P916	Cocoa	083
Sunset	P915	P915	Wild Ginger	463

**NOTE:** Bottomrail colors are pre-selected. Hardware color override is not available.

Please refer to the cordless Lift & Lock™ Hardware Color Card to see an example of the bottomrail color.

## SOLID AND DECORATIVE TAPES

### TAPES



### TAPE SPECIFICATIONS

Select the tape width, color and design which will complement your 2" or 2-1/2" faux wood blind.

- Made from a poly/cotton blend
- Resists fading or shrinking
- *Lifetime Guarantee*
- Decorative tapes are attached to solid colored tape ladders that are slightly narrower than the width of the decorative tape (see chart below). The ladder is pre-selected based upon this width and for color coordination. A high tech gluing process is used to adhere the decorative tape. This process is superior to the commonly used sewing application which is visible and tends to pucker. **The decorative tape is only applied to the ladder on the front of the blind. The back of the blind will have a solid color tape visible (see chart below).**

#### Solid Tapes

ALL Blinds (2" & 2-1/2")	
1" Solid Tape	
Alabaster	1112
Black	1055
Cocoa	1062
Dark Beige	1093
Sand	1036
Toffee	3136
White	1005

ALL Blinds (2" & 2-1/2")	
1-1/2" Solid Tape	
Alabaster	8112
Black	8055
Camel	0341
Cherry	8092
Chocolate	8062
Dark Beige	8093

ALL Blinds (2" & 2-1/2")	
1-1/2" Solid Tape	
Lavender	0751
Light Beige	8036
Paprika	0292
Pewter	0155
White	8005
Yellow	0480

#### Decorative Tapes

ALL Blinds (2" & 2-1/2")		
1-1/8" Deco Tape		Attached To
Basket Weave	6000	Alabaster
Gray Cream Band	5007	Alabaster
Gray Gold Band	5006	Alabaster
Natural Band	2301	Sand
White Flux	2101	Alabaster

ALL Blinds (2" & 2-1/2")		
1-1/4" Deco Tape		Attached To
Stonewash Cocoa	5003	Cocoa
Stonewash Denim	5004	White
Stonewash Espresso	5005	Cocoa
Stonewash Gray	5002	Alabaster
Stonewash Khaki	5001	Alabaster
Stonewash Natural	5000	Alabaster

ALL Blinds (2" & 2-1/2")		
1-1/2" Deco Tape		Attached To
Aztek Gray-Gold	6100	Camel
Dublin	6200	Alabaster
Ivory Accent	0911	Alabaster
Knit Fit	4300	Alabaster
White Accent	0910	White
White Elegance	0901	White

#### Solid and Decorative Tapes are not available with:

- LightsOut Routeless Feature
- Cordless Lift
- Cordless Lift & Lock™



# PRODUCT SPECIFICATIONS

FEATURES
# of Colors
Headrail Size
Headrail Gauge
Bracket Style
Bottomrail - <b>Standard/Cordless</b>
Bottomrail - <b>Cordless Lift &amp; Lock</b>
Ladder Space
Cord Tilter - <b>not available</b> with RemoteTilt option
Crescent Valance
Decorative Valance
Valance Return Lengths (standard for outside mounts)
Adjustable Valance Attachment System
Decorative Tassel
Headrail End Stiffener
Break-Away Stop Ball
Warranty ( <i>Tilt motor systems are warranted for 5 years</i> )
Flame Resistant – NFPA #701

2"	2-1/2"
15	15
1-1/2" x 2-1/4"	1-1/2" x 2-1/4"
.024	.024
Box	Box
Trapezoid	Trapezoid
<b>Aluminum Bottomrail made in 1 of 19 colors - see listing on Page 11 for color name and Wood/Faux Wood bottomrail color guide for color sample</b>	
44 mm	54 mm
Yes	Yes
Yes – 3"	Yes – 3"
Yes – 3"	Yes – 3"
3"	3-3/8"
Yes	Yes
Yes	Yes
Yes	Yes
Yes	Yes
Limited Lifetime	Limited Lifetime
Yes	Yes

OPTIONS AND UPGRADES
Cordless Lift - <b>not available</b> with tapes - <b>not available</b> with LightsOut Routeless feature
Cordless Lift & Lock™ - <b>not available</b> with tapes - <b>not available</b> with LightsOut Routeless feature
RemoteTilt System <sup>1</sup> - <b>not available</b> with cordless Lift & Lock™
LightsOut Routeless Slats <sup>2</sup> - <b>not available</b> with tapes - <b>not available</b> with cordless lift - <b>not available</b> with cordless Lift & Lock™
2 or 3 On 1 Headrail <sup>3</sup> - <b>2-on-1 or 3-on-1 headrail not available</b> with cordless lift - <b>3-on-1 headrail not available</b> with cordless Lift & Lock™
Tapes <sup>4</sup> (not available with LightsOut feature) - <b>not available</b> with cordless lift - <b>not available</b> with cordless Lift & Lock™ - <b>not available</b> with LightsOut Routeless feature
Tape Valance – Standard Decorative Valance Only
Crescent Valance Option <sup>5</sup>
Keystone Valance Option

2"	2-1/2"
Yes	No
Yes	Yes
Yes	Yes
Yes	Yes
Yes	Yes
Yes	Yes
Yes	Yes
Yes	Yes
Yes	Yes

CONTROL/MOUNTING OPTIONS
Wand
Wand/Cord – Custom Lengths
Control Positions
Lift Control Position – Cordless
Lift Control Position – Cordless Lift & Lock™
Lift Control Position – RemoteTilt
Tile Cut-out(s) - <b>not available</b> with cordless Lift & Lock™
Spacer Blocks <sup>6</sup> (3/8" and 3/4" Depths)
Extension Brackets (Short & Long)
Hold-down Brackets - <b>not available</b> with 2-1/2" cordless Lift & Lock

2"	2-1/2"
Yes	No
Yes	Yes (Cord Only)
LR, RL or Grouped	LR, RL or Grouped
Left Tilt Only	No
L or R Under 12-1/2" net - <b>center tilt only</b>	L or R Under 12-1/2" net - <b>center tilt only</b>
L or R	L or R
Yes	Yes
Yes	3/8" Standard
Yes	Yes
Yes	Yes

FOOTNOTES (FEATURES & SPECIFICATIONS)
<sup>1</sup> RemoteTilt motorization system requires a hand-held REMOTE CONTROL unit. <b>The quantity of remote control units must be specified when ordering. RemoteTilt requires both a remote and a power source. Please specify when ordering.</b>
<sup>2</sup> <b>The LightsOut configuration</b> may cause slight "puckering" of the <b>lift cords</b> on the front of the blind when the slats are tilted backwards (reverse tilt) due to the use of interlacing cords on the front (the back uses looped ladders). A gentle tug down on the lift cord tassel will eliminate any puckering.
<sup>2</sup> The slats on LightsOut routeless blinds feature notches at the rear of the slat instead of route holes. Regardless of blind size, there will be two notches, each approx. 6" in from the end of the slat.
<sup>3</sup> There will be a 1/2" maximum light gap between multiple blinds on 1 headrail. 2 or 3 on 1 headrail not available with the RemoteTilt upgrades.
<sup>4</sup> Wood tone blinds will include Antique Brass tape clamps and White/Neutral tone blinds will include White tape clamps on the bottomrail.
<sup>5</sup> When ordered with T901 Textured Pure White the Crescent Valance will be a smooth finish.
<sup>6</sup> On outside mount valances, the 1st set of ordered spacer blocks will automatically lengthen the default 3" valance return length by the depth of the spacer, either 3/8" or 3/4".

## SIZE SPECIFICATIONS

STANDARD RECTANGULAR
Minimum Width (Net)
Maximum Width (One blind)
Minimum Height
Maximum Height
Max. AREA (SQ/FT) (Blinds over 50 SQ/FT require 2 or 3 on 1 headrail)
Maximum Width 2 or 3 on 1 Headrail
Maximum Continuous Valance Width (not spliced)

2"	2-1/2"
8" 12" with Tapes	12" 12" with Tapes
96"	96"
12"	12"
108"	108"
50 sq/ft	50 sq/ft
120"	120"
102"	102"

CORDLESS LIFT
Minimum Width (Net)
Maximum Width (One blind)
Minimum Height
Maximum Height
Maximum AREA (SQ/FT)

2"	2-1/2"
18"	n/a
78"	
12"	
72"	
40 sq/ft	

CORDLESS LIFT & LOCK™
Minimum Width (Net)
Maximum Width (One blind)
Minimum Height
Maximum Height
Maximum AREA (SQ/FT)
Maximum Width 2 on 1 Headrail
Maximum Continuous Valance Width (not spliced)

2"	2-1/2"
10-1/2"	10-1/2"
96"	96"
12"	12"
84"	84"
40 sq/ft	31 sq/ft
120"	120"
102"	102"

REMOTETILT MOTORIZATION
Minimum Width (Net)
Maximum Width (One blind)
Maximum Height
Maximum AREA (SQ/FT)
Maximum Continuous Valance Width (not spliced)

2"	2-1/2"
12" 14" with Tapes	12" 14" with Tapes
96"	96"
96"	96"
50 sq/ft	50 sq/ft
102"	102"

## FINISHED DIMENSIONS

Adjustments are taken from ordered dimensions and may vary slightly.

Inside (IB) Mount	
Headrail width <sup>1</sup>	– 3/4"
Blind width	– 1/2"
Blind height	ordered height
Valance	– 1/8"
Outside (OB) Mount	
Headrail width <sup>1</sup>	– 1/4"
Blind width	ordered width
Blind height	ordered height
Valance	+ 1"
2 on 1 Headrail	
Gap between panels	– 1/2"

## MOUNTING REQUIREMENTS

Use a metal tape measure for all measurements.

Inside (IB) Mount	
Minimum mounting depth:	1-1/8"
Minimum mounting depth, flush mount - 2" Slat:	3-1/2"
Minimum mounting depth, flush mount - 2-1/2" Slat:	3-3/4"
Outside (OB) Mount	
Minimum flat vertical surface:	1-3/4"

### FOOTNOTE

1 The headrail width has a 1/4" deduction on outside mounts and 3/4" deduction on inside mounts to accommodate the installation brackets.

# CONTROL CHARTS – STANDARD CORD LIFT

## STANDARD CORD LIFT

### CORD CONTROLS

- Cords are **color-coordinated** with slats
- Standard Cord length = 1/2 blind height
- **For Cordless lift and cordless Lift & Lock**  
the **lift** function is controlled by the bottomrail
- **For RemoteTilt**, the **tilt** function is controlled by remote unit

#### CONTROL POSITIONS:

Tilt Cord center and no Lift Cord\*

Tilt Cord **left** / Lift Cord **right** (standard)

Lift Cord **left** / Tilt Cord **right**

Tilt & Lift Cords **grouped left**

Tilt & Lift Cords **grouped right**

Min. Width (NET)
Under 12"
12"
12"
18-1/8"
18-1/8"

\* Available on 2" blinds only

### TILT WAND (OPTIONAL FOR 2" BLINDS ONLY)

- Tilt wands are **color-coordinated** with slats
- Chart shows standard lengths. Specify other when ordering.
- **For RemoteTilt**, tilt function is controlled by remote unit

Color wands up to 48" long. Clear in 60", 70", 78", 90" or 120".  
Wand length optional. Specify above optional lengths when ordering.

2" Faux	
Wand Length	Blind Height
20"	12" to 36"
24"	36-1/8" to 48"
36"	48-1/8" to 70"
48"	70-1/8" to 84"
60"	84-1/8" +

### Ladder/Tape Placement Charts

- 2" and 2-1/2" Blinds

The chart shows the number of ladders based on the width of the blind.

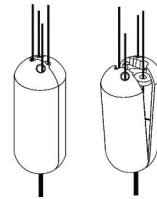
2" & 2-1/2" Polymer	
Blind Width	# of Ladders
8" to 18" **	2
18-1/2" to 24"	3
24-1/2" to 36"	4
36-1/8" to 48"	5
48-1/8" to 60"	6
60-1/8" to 72"	7
72-1/8" to 96"	8

\*\*Under 12" NET for 2" slats only

### BREAK-AWAY STOP BALL

- Stop balls are standard for ALL lift cords.

The stop ball separates under pressure. It easily snaps together again.



### Stack-Up Chart (approximate)

- Headrail+Bottomrail = 2-1/2"

The chart shows the stacking height of the slats when the blind is fully raised. **Add in HR+BR for total.**


2" & 2-1/2" Faux	
Blind Height	Stack Height
48"	5"
72"	7-1/2"
84"	9-1/4"
96"	10-7/8"
PLUS + 2-1/2"	

### BOTTOMRAIL - Standard

- **2" Trapezoid** bottomrails are standard on faux wood blinds with **standard lift cords**

The "trapezoid" bottomrail provides a contoured, modern look along with improved blind operation (slat tilting & rotating).

Trapezoid Bottomrail



## CONTROL CHARTS – CORDLESS

### CORDLESS LIFT (2" Blinds Only)

#### CONTROLS

- Available with tilt cords, tilt wand or RemoteTilt
- Tilt cords are **color coordinated** with slats
- Standard tilt cord length = 1/2 blind height
- LIFT** function is controlled from the bottom rail

#### TILT CONTROL POSITIONS:

Tilt Cord, Wand or  
RemoteTilt **left (only)**

Min. Width (NET)
18"

#### TILT WAND (OPTIONAL FOR 2" BLINDS ONLY)

- Tilt wands are **color-coordinated** with slats
- Chart shows standard lengths. Specify other when ordering.
- For RemoteTilt**, tilt function is controlled by remote unit

2" Faux	
Wand Length	Blind Height
20"	12" to 36"
24"	36-1/8" to 48"
36"	48-1/8" to 70"
48"	70-1/8" to 84"
60"	84-1/8" +

#### Ladder Placement Charts

- 2" Blinds ONLY

The charts shows the number of ladders based on the width of the blind.

2" Faux	
Blind Width	# of Ladders
18" to 24"	2
24-1/8" to 36"	3
36-1/8" to 48"	4
48-1/8" to 60"	5
60-1/8" to 72"	6
72-1/8" to 78"	7

#### Stack-Up Chart (approximate)

- Headrail+Bottomrail = 2-1/2"

The chart shows the stacking height of the slats when the blind is fully raised. **Add in HR+BR for total.**


2" Faux	
Blind Height	Stack Height
48"	5"
72"	7-1/2"
PLUS + 2-1/2"	

#### BOTTOMRAIL - Cordless Lift

- 2" **Trapezoid** bottomrails are standard on faux wood blinds with **cordless lift**

The "trapezoid" bottomrail provides a contoured, modern look along with improved blind operation (slat tilting & rotating).

Trapezoid Bottomrail



## CONTROL CHARTS – REMOTETILT

#### CONTROLS

- Lift cords are **color coordinated** with slats
- Standard lift cord length = 1/2 blind height
- TILT** function is motor controlled from remote unit

#### CONTROL POSITIONS:

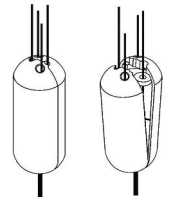
Lift Cord **right** (standard) or **left**

Min. Width
12"

#### BREAK-AWAY STOP BALL

- Stop balls are standard for ALL lift cords.

The stop ball separates under pressure. It easily snaps together again.



#### LADDER/TAPE PLACEMENT CHARTS

- 2" and 2-1/2" Blinds

The charts show the number of ladders based on the width of the blind.

2" & 2-1/2" FAUX	
Blind Width	# of Ladders
12" to 18"	2
18-1/8" to 24"	2
24-1/8" to 36"	3
36-1/8" to 48"	4
48-1/8" to 60"	5
60-1/8" to 72"	6
72-1/8" to 84"	7
84-1/8" to 96"	8

#### STACK-UP CHART (APPROXIMATE)

- Headrail+Bottomrail = 2-1/2"

The charts show the stacking height of the slats when the blind is fully raised. **Add in HR+BR for total.**

2" & 2-1/2" FAUX	
Blind Height	Stack Height
48"	5"
72"	7-1/2"
84"	9-1/4"
96"	10-7/8"
Plus	2-1/2"

# CONTROL CHARTS – CORDLESS LIFT & LOCK SYSTEM

## CORDLESS LIFT & LOCK™

### CONTROLS

- Cords are **color-coordinated** with slats
- Standard Cord length = 1/2 blind height
- **For cordless Lift & Lock** the lift function is controlled by the bottomrail

#### CONTROL POSITIONS:

Tilt Cord **center ONLY**

Tilt **Left or Right ONLY**

#### Min. Width (NET)

10-1/2" to 12-3/8"

12-1/2" and more

### TILT WAND (OPTIONAL FOR 2" BLINDS ONLY)

- Tilt wands are **color-coordinated** with slats
- Chart shows standard lengths. Specify other when ordering.

#### 2" Faux

Wand Length	Blind Height
20"	12" to 36"
24"	36-1/8" to 48"
36"	48-1/8" to 70"
48"	70-1/8" to 84"



### Ladder Placement Charts

- 2" and 2-1/2" Blinds

The chart shows the number of ladders based on the width of the blind.

#### 2" & 2-1/2" Polymer

Blind Width	# of Ladders
10-1/2" to 18"	2
18-1/8" to 24"	3
24-1/8" to 36"	4
36-1/8" to 48"	5
48-1/8" to 60"	6
60-1/8" to 72"	7
72-1/8" to 96"	8

### Stack-Up Chart (approximate)

- Headrail+Bottomrail = 2-1/2"

The chart shows the stacking height of the slats when the blind is fully raised. **Add in HR+BR for total.**

#### 2" & 2-1/2" Faux

Blind Height	Stack Height
48"	5"
72"	7-1/2"
84"	9-1/4"
96"	10-7/8"


**PLUS + 2-1/2"**

### BOTTOMRAIL - Cordless Lift & Lock™

- A 2" deep by 1" tall aluminum bottomrail is standard

The aluminum bottomrail comes in one of the available colors pre-selected to best complement the color of the slat. A list of the coordinating bottomrail colors can be found on page 11. Please refer Cordless Lift & Lock Bottomrail Colors sheet to see an example of the bottomrail color.

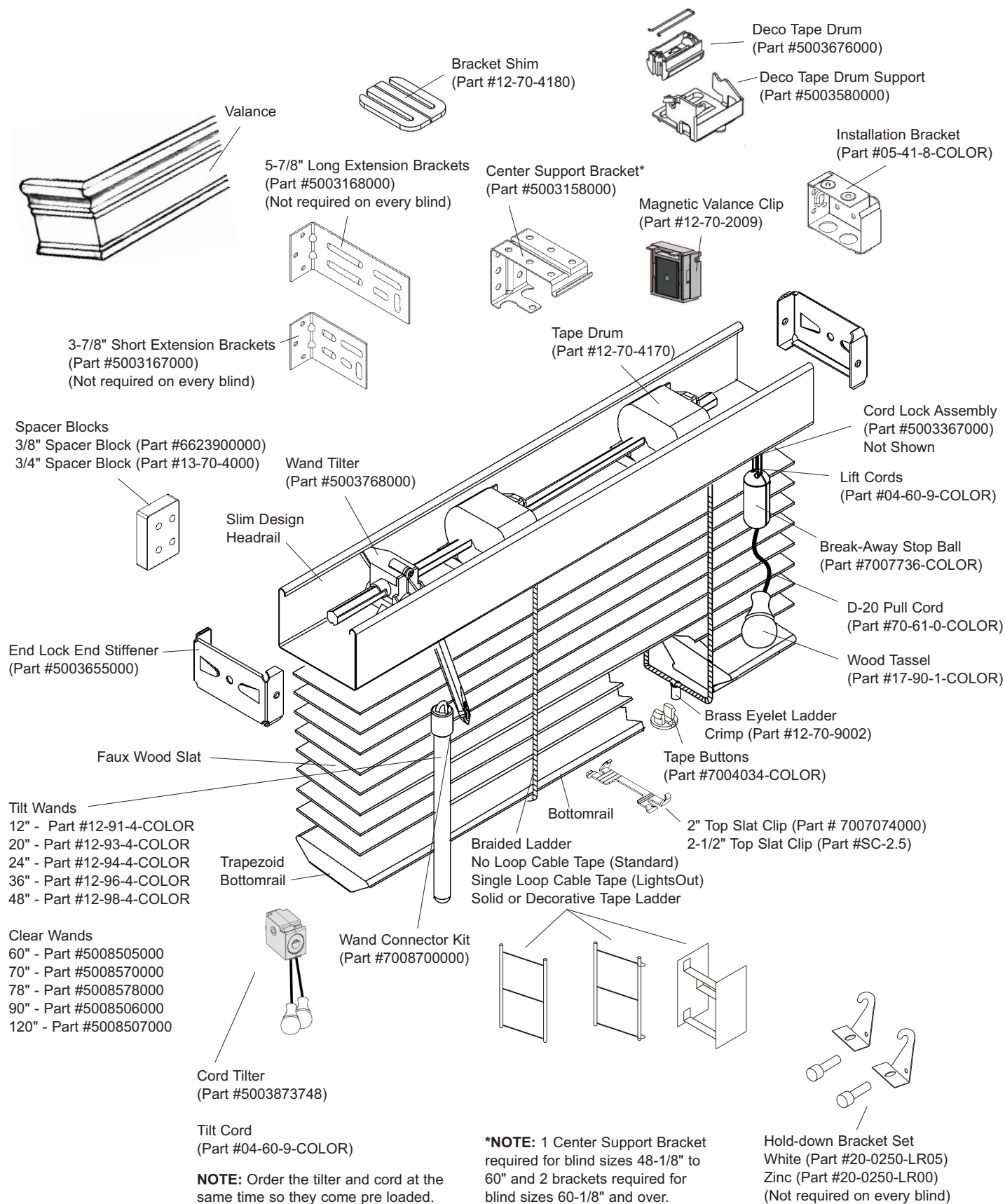
Aluminum Bottomrail



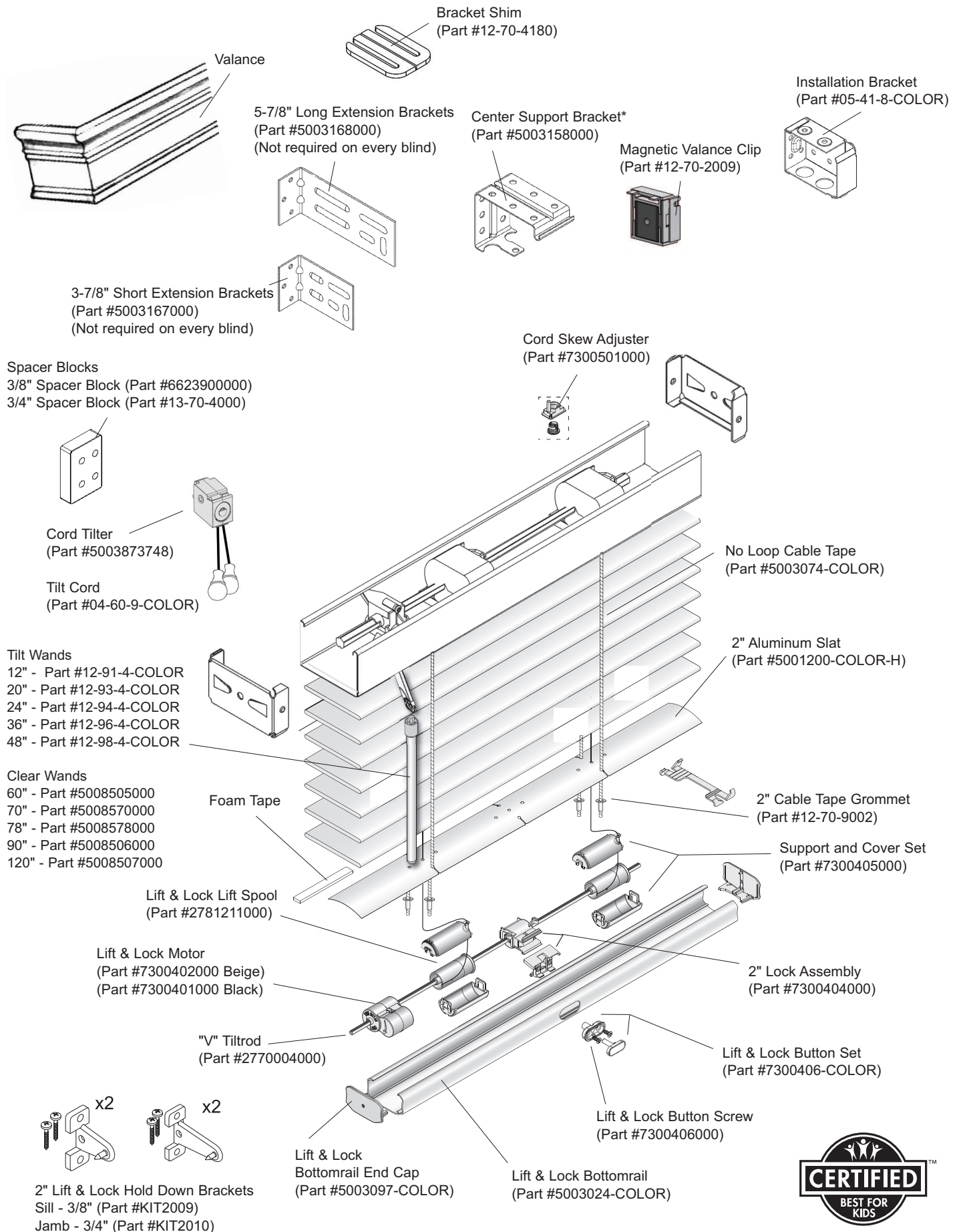
**NOTE:** Bottomrail colors are pre-selected. Hardware color override is not available.



# PRODUCT COMPONENTS – STANDARD RECTANGULAR

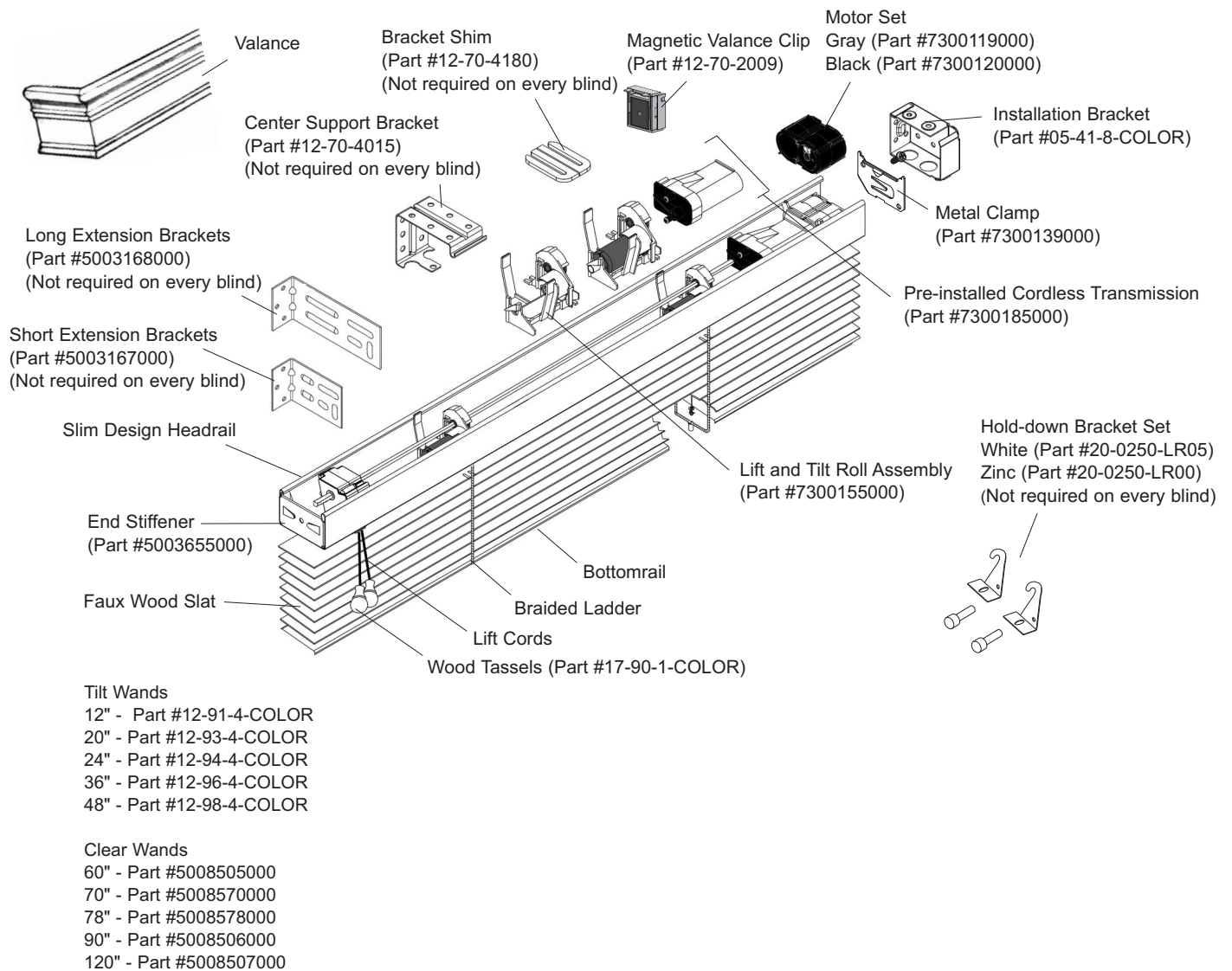


# PRODUCT COMPONENTS – CORDLESS LIFT & LOCK™ SYSTEM



\*when ordered with wand tilt

## PRODUCT COMPONENTS – CORDLESS LIFT SYSTEM



---


## REMOTETILT™ MOTORIZATION: OVERVIEW

---

With RemoteTilt motorized blinds, a better quality of life and have more time to enjoy life's daily pleasures. At the touch of a button, window coverings can be instantly adjusted to changing activities or the varying sun conditions.



An ideal solution is to manage glare with a RemoteTilt hand-held remote control. At the simple touch of a button, blinds will tilt open or closed to adjust to the changing sunlight in a room.



RemoteTilt motorized blinds provide ultra-quiet operation. This RF system can operate blinds from virtually anywhere in the house without direct line of sight. Similar to how a garage door opener operates, radio signals travel through walls and make it possible to control multiple coverings throughout the home alone or as a group. It is also available in a 5-channel version. The multi-channel RF system allows for independent control of individual blinds and/or group control.

---

The RemoteTilt motorization system provide many benefits, such as improving energy efficiency, providing easily controllable privacy and also enhancing home security.

---



The RemoteTilt RF timer allows users to program specific times of the day to automatically adjust blinds in different areas of the house, protecting interiors from the fading effects of direct sunlight. This feature provides added security to an unoccupied home by creating a lived in look even while homeowners are away on vacation.



The battery powered RemoteTilt RF wireless wall switch allows blinds to be controlled when entering or exiting a room, just like the lights. The switch may be seamlessly installed without wiring next to any light switch or stand alone, and is never misplaced. This one touch privacy helps create the ideal environment whether preparing for a bath, relaxing in bed or enjoying time with the family at home.

---

Alta RemoteTilt motorized blinds are powered by Somfy, an industry leader in automated window coverings. All motorized products are backed by a 5 year warranty.





# RADIO FREQUENCY REMOTETILT™ MOTORIZATION: FEATURES & OPTIONS















## RADIO FREQUENCY (RF) REMOTETILT FEATURES:

- Highest quality patent protected design by Somfy
- Advanced motor with quiet operation
- Motor is fully enclosed within the headrail
- RemoteTilt blinds install with standard installation hardware
- RF motor is programmable with 1-channel and 5-channel versions

Note: The power source must be selected when ordering. The options are: reloadable and non-reloadable single or dual battery wand, and the plug-in transformer.



 <p><b>Radio Frequency (RF) RemoteTilt Motor</b>  Motor (Part #1002822)  Headrail Adapter (Part #9014528)  Tilt Hex Rod Adapter – Standard (Part #9014535)  Tilt D Rod Adapter – Cordless Lift (Part #9014536)</p>	<ul style="list-style-type: none"> <li>• Fully concealed motor unit</li> <li>• Flexible and programmable operation</li> <li>• 12 Volt System</li> </ul>
 <p><b>Radio Frequency (RF) Remote Control</b>  (must order separately)  Color: 2 tone white and gray  2 Types: programmable 1-channel and programmable 5-channel  (1-Channel: Part #RC445069)  (5-Channel: Part #RC445079)</p>	<ul style="list-style-type: none"> <li>• Controls tilting operation</li> <li>• Programmable features</li> <li>• Easy blind tilting up to 90 feet away</li> <li>• 5-channel remote allows for multiple and independent blind operation</li> </ul>
 <p><b>Single Battery Wand (reloadable) and Installation Clips</b>  Wand (Part #RC445268)  Clips (Part #9013263)  8 AA Lithium Batteries (not shown) (Part #9014834)</p>	<ul style="list-style-type: none"> <li>• On initial blind orders, the reloadable wand comes with 8 AA lithium batteries</li> <li>• Comes with wall mounting installation clips</li> <li>• For parts ordering the reloadable wand INCLUDING 8 AA lithium batteries, order both part #s</li> <li>• Replacement 8 AA lithium batteries may also be ordered separately</li> </ul>
 <p><b>Optional, Dual Battery Wand (reloadable) &amp; Installation Clips (RF)</b>  (Clips: Part #9013263)  (Wand: Part #RC445268) x2  (Y-Harness: Part #9015580)  (Y-Harness Ext. Cable: Part #9016374)</p>	<ul style="list-style-type: none"> <li>• On initial shade orders, the reloadable wands come with 16 AA lithium batteries</li> <li>• Combines (reloadable) Single Battery Wands for extended life</li> <li>• Comes with wall mounting installation clips</li> </ul>
 <p><b>Transformer (RF)</b>  (Part #1822445)</p>	<ul style="list-style-type: none"> <li>• Plug-in operation, no batteries required</li> <li>• Works in standard wall outlet (comes with 10' wire)</li> </ul>
 <p><b>Battery Wand Extension Cables (RF)</b>  Color: White  (10" Cable: Part #9013282)  (48" Cable: Part #9013279)  (96" Cable: Part #9013277)</p>	<ul style="list-style-type: none"> <li>• Available in 10", 48" and 96"</li> <li>• Allows battery wand installation away from headrail</li> </ul>
 <p><b>Wireless Wall Switch (RF)</b>  Color: white  2 Types: programmable 1-channel and 5-channel  (1 Channel: Part #RC445135)  (5 Channel: Part #RC445136)</p>	<ul style="list-style-type: none"> <li>• Control wireless operation from the wall up to 90 feet away</li> <li>• Works like turning a light on/off</li> </ul>
 <p><b>Programmable Timer (RF)</b>  1 Type: programmable 1-channel  (Part #1805237A)</p>	<ul style="list-style-type: none"> <li>• Program operation based on pre-set times</li> <li>• Excellent home security feature</li> </ul>
<p><b>WireFree™ Solar Pack Kit – Batteries NOT included (Part #9019034)</b></p> <p>Photovoltaic Panel </p> <p>"Y" Harness (Part #9016736) </p> <p>Battery + Battery Tube (Part #9018621) </p> <p><b>Accessories</b>  Plug-in AC battery (Part #9015781) rapid charger (required for charging battery prior to installation) </p>	<ul style="list-style-type: none"> <li>• Uses sunlight to power a motorized shade.</li> <li>• Easy to install. Low profile, easy to conceal.</li> <li>• Solar Recharge Kit (<b>batteries NOT included</b>) (Part #9019034) – Includes solar panel, 10" Y harness, 12v reloadable battery tube, tube mounting clips, glass mount adhesive tape, solar panel mounting brackets – 4 qty.)</li> <li>• NiMH Rechargeable Batteries (quantity of 10) (Part #9018621)</li> <li>• Plug-in AC Battery Rapid Charger (for solar recharge kit only) (includes 12" cable) (Part #9015781)</li> <li>• 48" Extension Cable for Y Harness (Part #9016736)</li> </ul>