



WOOD

BLINDS

Effective February 3, 2020

design simplified™

TABLE OF CONTENTS

Product Overview

- Features & Benefits 2
- Color Chart. 3

Pricing Information

- 2" Smooth Finish Price Group and Option Charges. 4
- 2" Coastal Price Group and Option Charges. 5
- 1-3/8" and 2-3/8" Smooth Finish Price Group and Option Charges. 6
- RemoteTilt™ System Option Surcharges and Specifications 7

Valance Upgrade Information

- Individual Valance Ordering and Pricing. 8
- Tape Valance Option and Color Chart 8
- Valance and Valance Return Information and Specifications. 9

Cordless Lift & Lock Bottomrail Color Coordination 10

Solid and Decorative Tape Option and Listing 11

Product and Specifications

- Features and Options 12
- Size Specifications 13
- Finished Dimensions and Mounting Requirements 13

Controls, Components, Ladder/Tape Placement and Stack-up Charts

- Standard Rectangular. 14
- Cordless Lift 15
- RemoteTilt. 16
- Cordless Lift & Lock™ 17
- Product Components. 18-20

RemoteTilt Motorization

- RemoteTilt Motorization – Overview. 21
- Radio Frequency (RF) Features, Options and Part Numbers 22

Upsize Common Carrier Delivery

All orders with any quantity of shades or blinds or any continuous valance 96" or more in width are considered upsize. Therefore, a net shipping charge of \$45 per oversized unit will be assessed.

Upsized orders that require expedited shipping will be quoted and charged accordingly.

Please see General Information for additional freight and shipping charge information.



FEATURES & BENEFITS

- Offered in 1-3/8", 2", and 2-3/8" slat sizes to fit any scale window.
- A wide range of colors and styles, from whites and neutrals to rich wood tones and updated gray selections, or add a unique design element with our distinctive Coastal collection.
- Cordless Lift option on all slat sizes.
- A stylish collection of optional solid and decorative tapes add a fashion accent.
- Optional LightsOut routeless feature helps block additional light, enhances privacy.
- Modern trapezoid bottomrail shape improves appearance and enables blinds to close tighter.
- Your choice of valance styles – standard Decorative, contemporary Crescent, simply elegant Modern, or the larger profile Forte valance.
- Innovative magnetic valance attachment system is secure, easy to install, and fully adjustable.
- Available with upgraded operating systems including cordless Lift & Lock™, cordless lift and RemoteTilt™ motorization for enhanced control convenience.
- Cordless Lift & Lock™ is certified Best For Kids when ordered with wand tilt
- Limited Lifetime warranty ensures your customers' satisfaction.

COLOR CHART

Wood Styles & Names	1-3/8" COLOR #	2" COLOR #	2-3/8" COLOR #
SMOOTH FINISH (paints & stains)			
Amber	W138-287	W2-287	W238-287
Ashen		W2-401	
Barn Door		W2-316	
Chocolate		W2-320	
Dark Mocha		W2-295	W238-295
Eastern Cherry		W2-315	
English Walnut		W2-299	
Golden Oak	W138-124	W2-124	W238-124
Golden Pine		W2-285	
Gray Day		W2-402	
Lunar		W2-301	W238-301
Mahogany	W138-125	W2-125	W238-125
Mesquite	W138-291	W2-291	W238-291
Milky White	W138-282	W2-282	W238-282
Neuvo White		W2-284	W238-284
New Oak		W2-117	
Provincial		W2-319	
Pure White	W138-026	W2-026	W238-026
Raven		W2-400	
Rich Walnut	W138-133	W2-133	W238-133
Rose Mahogany		W2-293	
Snow White		W2-296	
Snowflake		W2-013	W238-013
Spice	W138-134	W2-134	W238-134
Stewart Pecan		W2-318	
Storm Cloud		W2-317	
Sugar		W2-300	W238-300
Sunset Pine		W2-288	
Traditional White		W2-283	
Winter White	W138-012	W2-012	W238-012

COASTAL

Boardwalk		WBR-807	
Driftwood		WBR-801	
Ocean Mist		WBR-806	
Sailcloth		WBR-800	
Sand Dollar		WBR-803	
Winter Surf		WBR-805	

= NOT AVAILABLE

2" SMOOTH FINISH

3" Standard Decorative Valance Included in Price

WIDTH TO:	24"	28"	32"	36"	42"	48"	54"	60"	66"	72"	78"	84"	90"	96"	102"
HEIGHT TO:															
30"	\$106	114	128	139	153	168	186	216	233	251	268	292	317	344	373
36"	113	126	138	149	168	183	203	235	253	276	298	329	348	377	409
42"	124	137	150	167	186	202	226	259	283	308	333	366	388	421	456
48"	133	146	162	178	200	214	243	283	307	332	362	399	423	460	502
54"	150	168	182	203	226	247	276	319	343	377	413	452	480	519	562
61"	161	178	198	200	243	248	296	335	370	406	447	488	520	562	612
66"	171	190	211	228	260	287	320	368	400	437	479	530	560	608	663
73"	182	203	228	228	286	311	347	400	436	477	522	576	619	665	
78"	194	216	240	260	295	322	375	432	467	501	551	621	659		
84"	206	229	253	277	315	348	400	452	489	525	595	657			
90"	216	241	269	292	329	366	421	473	510	561	620				
96"	228	253	283	311	349	386	438	495	538	590					
102"	238	264	293	320	362	399	461	527	573						
108"	261	290	320	345	387	430	489	561	613						
114"	272	302	328	357	400	445	506	582							
120"	283	319	348	376	423	467	537	611							
126"	297	331	362	399	450	495	564								

Note: Blinds over 50 sq. ft. require 2 or 3 on 1 Headrail

Cordless Lift & Lock not available in sizes over 45 sq ft outside the thick black line

SOLID AND DECORATIVE TAPE SURCHARGE

NOTE: See Tape section for sizes & availability. Tapes are NOT available with cordless lift upgrade, Cordless Lift & Lock upgrade, or LightsOut option.

WIDTH TO:	24"	28"	32"	36"	42"	48"	54"	60"	66"	72"	78"	84"	90"	96"	102"
Solid	\$23	23	23	23	27	27	27	33	33	33	33	39	39	39	44
Decorative	49	49	49	49	61	61	61	73	73	73	73	85	85	85	97

FORTE VALANCE UPGRADE SURCHARGE

WIDTH TO:	24"	28"	32"	36"	42"	48"	54"	60"	66"	72"	78"	84"	90"	96"	102"	108"	114"	120"	144"	168"
4" Forte	\$17	17	17	17	27	27	27	27	37	37	37	37	44	44	44	58	58	58	71	71

OPTIONS: NO CHARGE – SPECIFY ON ORDER

- 3" Crescent Valance (in place of 3" Standard Deco Valance)
- 3" Modern Valance (in place of 3" Standard Deco Valance)
- LightsOut Routeless Feature (not available with Cordless Lift, Cordless Lift & Lock, or blinds with Tapes)
- Controls – LR, RL, or Grouped (Standard Only)
- Tile Cut Out – maximum 5-1/2" width each side (not available with Cordless Lift & Lock)
- Hold-Down Brackets
- Short and Long Extension Brackets
- Spacer Blocks – small (3/8") and large (3/4")
- Special Wand/Cord Length (please see available lengths on p.14)
- Cord Tilter (please see available lengths on p.14)
- 2 or 3 On 1 Headrail (maximum 120") – price as separate blinds (2 or 3 on 1 headrail not available with Cordless Lift) (3 on 1 headrail not available with Cordless Lift & Lock)
- Side by Side (slat alignment guaranteed within 1/4" when requested at time of order. Blinds must be the same height, slat size, and color.)

OPTIONS: EXTRA CHARGE – SPECIFY ON ORDER

- Cordless Lift & Lock™ Systemadd \$74 each
- Cordless Lift Systemadd \$106 each
- Blinds Under 12" Wideadd \$13 each
- Tape Valance (on 3" Standard Deco Valance Only)add \$12 each
- Keystone Valance option (for blinds under 102" wide)add \$13

Notes: • For surcharges on oversize common carrier delivery, express ship program, shipments to Hawaii, Alaska and Puerto Rico, see General Information Section

SIZE SPECIFICATIONS	Motorization				
	2" Standard	2" Cordless	2" Cordless Lift & Lock™	2" RemoteTilt w/ Std Lift	2" RemoteTilt w/ Cordless Lift
Minimum Width (Net)	8" 12" with Tapes	18" Tapes NA	10-1/2" Tapes NA	20" 22" with Tapes	20" Tapes N/A
Maximum Width (One blind)	102"	78"	96"	96"	78"
Minimum Height	12"	12"	12"	12"	12"
Maximum Height	126"	84"	84"	96"	84"
Max. AREA (SQ/FT)	50 sq/ft	45 sq/ft	45 sq/ft	50 sq/ft	45 sq/ft
Maximum Width 2 on 1 Headrail	120"	N/A	120"	N/A	N/A
Maximum Width 3 on 1 Headrail	120"		N/A	N/A	N/A
Maximum Continuous Valance Width (not spliced)	102"	102"	102"	102"	102"

2" COASTAL

3" Standard Decorative Valance Included in Price

WIDTH TO:	24"	28"	32"	36"	42"	48"	54"	60"	66"	72"	78"	84"	90"	96"	102"
HEIGHT TO:															
30"	\$111	121	135	146	163	178	200	229	248	270	293	321	341	366	398
36"	119	133	146	160	179	197	216	253	272	297	322	353	375	406	439
42"	132	146	160	177	199	216	243	279	304	332	361	399	422	458	493
48"	141	157	173	191	216	235	262	306	331	363	393	436	463	500	545
54"	161	177	199	218	243	269	299	347	374	411	446	494	522	564	613
61"	171	190	212	234	262	287	322	373	405	446	484	537	564	613	666
66"	181	205	228	250	282	312	349	401	435	477	522	579	613	671	728
73"	198	220	247	269	307	337	379	436	478	524	577	632	674	732	
78"	210	232	258	283	321	350	409	471	508	550	597	683	725		
84"	220	247	277	302	342	378	437	496	539	579	639	721			
90"	234	259	290	319	361	398	459	520	561	621	658				
96"	246	276	308	340	384	422	484	545	599	652					
102"	256	287	322	348	398	437	507	573	624						
108"	282	315	349	375	424	469	538	612	670						
114"	293	328	361	388	439	486	557	635							
120"	308	343	378	410	466	515	588	652							
126"	322	359	393	435	492	542	630								

Note: Blinds over 50 sq. ft. require 2 or 3 on 1 Headrail

Cordless Lift & Lock not available in sizes over 45 sq ft outside the thick black line

SOLID AND DECORATIVE TAPE SURCHARGE

NOTE: See Tape section for sizes & availability. Tapes are NOT available with Cordless Lift upgrade, Cordless Lift & Lock upgrade or LightsOut option.

WIDTH TO:	24"	28"	32"	36"	42"	48"	54"	60"	66"	72"	78"	84"	90"	96"	102"
Solid	\$23	23	23	23	27	27	27	33	33	33	33	39	39	39	44
Decorative	49	49	49	49	61	61	61	73	73	73	73	85	85	85	97

FORTE VALANCE UPGRADE SURCHARGE

WIDTH TO:	24"	28"	32"	36"	42"	48"	54"	60"	66"	72"	78"	84"	90"	96"	102"	108"	114"	120"	144"	168"
4" Forte	\$17	17	17	17	27	27	27	27	37	37	37	37	44	44	44	58	58	58	71	71

OPTIONS: NO CHARGE – SPECIFY ON ORDER

- 3" Crescent Valance (in place of 3" Standard Deco Valance)
- 3" Modern Valance (in place of 3" Standard Deco Valance)
- LightsOut Routeless Feature (not available with Cordless Lift System, Cordless Lift & Lock, or blinds with Tapes)
- Controls – LR, RL, or Grouped (Standard Only)
- Tile Cut Out – maximum 5-1/2" width each side (not available with Cordless Lift & Lock)
- Hold-Down Brackets
- Short and Long Extension Brackets
- Spacer Blocks – small (3/8") and large (3/4")
- Special Wand/Cord Length (please see available lengths on p.14)
- Cord Tilter (please see available lengths on p.14)
- 2 or 3 On 1 Headrail (maximum 120") – price as separate blinds (2 or 3 on 1 headrail not available with Cordless Lift)
- (3 on 1 headrail not available with Cordless Lift & Lock)
- Side by Side (slat alignment guaranteed within 1/4" when requested at time of order. Blinds must be the same height, slat size, and color.)

OPTIONS: EXTRA CHARGE – SPECIFY ON ORDER

- Cordless Lift & Lock™ Systemadd \$74 each
- Cordless Lift Systemadd \$106 each
- Blinds Under 12" Wideadd \$13 each
- Tape Valance (on 3" Standard Deco Valance Only)add \$12 each
- Keystone Valance option (for blinds under 102" wide)add \$13

Notes: • For surcharges on oversize common carrier delivery, express ship program, shipments to Hawaii, Alaska and Puerto Rico, see General Information Section

SIZE SPECIFICATIONS	Motorization				
	2" Standard	2" Cordless	2" Cordless Lift & Lock™	2" RemoteTilt w/ Std Lift	2" RemoteTilt w/ Cordless Lift
Minimum Width (Net)	8" 12" with Tapes	18" Tapes NA	10-1/2" Tapes NA	20" 22" with Tapes	20" Tapes N/A
Maximum Width (One blind)	102"	78"	96"	96"	78"
Minimum Height	12"	12"	12"	12"	12"
Maximum Height	126"	84"	84"	96"	84"
Max. AREA (SQ/FT)	50 sq/ft	45 sq/ft	45 sq/ft	50 sq/ft	45 sq/ft
Maximum Width 2 on 1 Headrail	120"	N/A	120"	N/A	N/A
Maximum Width 3 on 1 Headrail	120"		N/A	N/A	N/A
Maximum Continuous Valance Width (not spliced)	102"	102"	102"	102"	102"

1-3/8" SMOOTH AND 2-3/8" SMOOTH FINISHES

3" Standard Decorative Valance Included in Price

WIDTH TO:	24"	28"	32"	36"	42"	48"	54"	60"	66"	72"	78"	84"	90"	96"	102"
HEIGHT TO:															
30"	\$104	113	128	139	153	168	188	216	234	254	276	303	321	344	374
36"	112	126	138	150	169	184	203	239	256	278	305	333	352	381	414
42"	124	138	150	167	186	203	230	264	287	313	340	375	399	432	466
48"	132	146	163	179	203	221	247	288	311	342	371	410	436	470	512
54"	150	168	186	206	230	251	280	327	351	387	419	467	492	532	577
61"	161	178	200	220	247	271	305	350	380	419	456	505	532	577	629
66"	171	193	213	236	266	293	330	378	409	450	492	546	577	631	687
73"	185	207	232	251	289	317	357	411	450	494	542	596	635	691	
78"	198	218	243	268	303	331	385	442	478	519	563	643	683		
84"	207	233	260	284	322	357	412	469	507	546	601	679			
90"	220	243	273	301	340	374	433	489	529	586	620				
96"	231	260	290	319	362	399	456	512	564	615					
102"	242	271	304	328	374	412	477	539	588						
108"	266	297	330	352	401	441	507	577	630						
114"	276	308	340	366	414	458	524	597							
120"	290	322	357	386	437	485	555	615							
126"	304	340	371	409	465	510	595								

Note: Blinds over 50 sq. ft. require 2 or 3 on 1 Headrail

Cordless Lift & Lock not available in sizes over 50 sq ft outside the thick black line

SOLID AND DECORATIVE TAPE SURCHARGE

NOTE: See Tape section for sizes & availability. Tapes are NOT available with LightsOut option, Cordless Lift & Lock upgrade, or on 1-3/8" Wood Blinds.

WIDTH TO:	24"	28"	32"	36"	42"	48"	54"	60"	66"	72"	78"	84"	90"	96"	102"
Solid	\$23	23	23	23	27	27	27	33	33	33	33	39	39	39	44
Decorative	49	49	49	49	61	61	61	73	73	73	73	85	85	85	97

FORTE VALANCE UPGRADE SURCHARGE

WIDTH TO:	24"	28"	32"	36"	42"	48"	54"	60"	66"	72"	78"	84"	90"	96"	102"	108"	114"	120"	144"	168"
4" Forte	\$17	17	17	17	27	27	27	27	37	37	37	37	44	44	44	58	58	58	71	71

OPTIONS: NO CHARGE – SPECIFY ON ORDER

- 3" Crescent Valance (in place of 3" Standard Deco Valance)
- 3" Modern Valance (in place of 3" Standard Deco Valance)
- LightsOut Routeless Feature (not available on blinds with Tapes)
- Controls – LR, RL, or Grouped (Standard Only)
- Tile Cut Out – maximum 5-1/2" width each side (not available with Cordless Lift & Lock)
- Hold-Down Brackets (not available with Cordless Lift & Lock)
- Short and Long Extension Brackets
- Spacer Blocks – small (3/8") and large (3/4") (one 3/8" spacer set standard with 2-3/8" blinds)
- Special Wand/Cord Length (please see available lengths on p.14)
- Cord Tilter (please see available lengths on p.14)
- 2 or 3 On 1 Headrail (maximum 120") – price as separate blinds (3 on 1 headrail not available with Cordless Lift & Lock)
- Side by Side (slat alignment guaranteed within 1/4" when requested at time of order. Blinds must be the same height, slat size, and color.)

OPTIONS: EXTRA CHARGE – SPECIFY ON ORDER

- Cordless Lift & Lock™ Systemadd \$74 each (not available on 1-3/8" blinds)
- Cordless Lift Systemadd \$106 each
- Blinds Under 12" Wideadd \$13 each
- Tape Valance (on 3" Standard Deco Valance Only)add \$12 each
- Keystone Valance option (for blinds under 102" wide)add \$13

Notes: • For surcharges on oversize common carrier delivery, express ship program, shipments to Hawaii, Alaska and Puerto Rico, see General Information Section

* RemoteTilt Motorization is not available with Cordless Lift & Lock. Tapes option and Cordless Lift & Lock are not available with 1-3/8" blinds.

SIZE SPECIFICATIONS	1-3/8" Standard	2-3/8" Standard	1-3/8" & 2-3/8" Cordless	2-3/8" Cordless Lift & Lock™	Motorization	
					1-3/8" & 2 3/8" RemoteTilt w/ Std Lift	1-3/8" & 2 3/8" RemoteTilt w/ Cordless Lift
Minimum Width (Net)	8"	12" 12" with Tapes	18" Tapes N/A	10-1/2" Tapes N/A	20" 22" with Tapes	20" Tapes N/A
Maximum Width (One blind)	102"	102"	78"	96"	96"	78"
Minimum Height	12"	12"	12"	12"	12"	12"
Maximum Height	126"	126"	84"	84"	96"	84"
Max. AREA (SQ/FT) - Blinds over 50 SQ/FT require 2 or 3 on 1 headrail	50 sq/ft	50 sq/ft	45 sq/ft	50 sq/ft	50 sq/ft	45 sq/ft
Maximum Width 2 on 1 Headrail	120"	120"	N/A	120"	N/A	N/A
Maximum Width 3 on 1 Headrail	120"	120"		N/A		
Maximum continuous valance width (not spliced)	102"	102"	102"	102"	102"	102"

REMOTETILT™ – Tilt Motorization System

NOTE: Must select RF RemoteTilt power source when ordering.

Radio Frequency (RF) RemoteTilt power options are: (1) Single Battery Wand (reloadable), (2) Dual Battery Wand (reloadable), and (3) Transformer (plugs into wall outlet). Each Reloadable Battery Wand comes with a set of 8 AA lithium batteries on initial shade orders at the prices shown below. The part # below references the battery wand only.

OPTIONS: EXTRA CHARGE – SPECIFY ON ORDER (Must select RF RemoteTilt power source when ordering)

RADIO FREQUENCY (RF) MOTORIZATION

- Radio Frequency (RF) Tilt Motoradd **\$294 per blind**
- Radio Frequency (RF) Remote Control Unit – 1 Channel Part #RC445069 add **\$107 each**
- Radio Frequency (RF) Remote Control Unit – 5 Channel Part #RC445079 add **\$137 each**
- Radio Frequency (RF) Wireless Wall Switch – 1 Channel Part #RC445135 add **\$272 each**
- Radio Frequency (RF) Wireless Wall Switch – 5 Channel Part #RC445136 add **\$272 each**
- Radio Frequency (RF) Programmable Timer – 1 Channel Part #1805237A..... add **\$432 each**

- Radio Frequency (RF) Single Battery Wand – Reloadable (Includes 8 AA)..... Part #RC445268 add **\$146 each**
- Radio Frequency (RF) Dual Battery Wand – Reloadable (Includes 16 AA) Part #RC445268 add **\$294 each**
- Radio Frequency (RF) Transformer Part #1822192 add **\$146 each**
- Radio Frequency (RF) 10" Battery Wand Extension Cable Part #9013282 add **\$11 each**
- Radio Frequency (RF) 48" Battery Wand Extension Cable Part #9013279 add **\$16 each**
- Radio Frequency (RF) 96" Battery Wand Extension Cable Part #9018624 add **\$21 each**
- Radio Frequency (RF) 8 AA Lithium Batteries - Reloadable Wand Replacements Part #9014834 add **\$49 each**

- Solar Recharge Kit (**batteries NOT included** if ordered as a stand alone kit) Part #9019034.....add **\$267 each**
(Includes solar panel, 10" Y harness, 12v reloadable battery tube, tube mounting clips, glass mount adhesive tape, solar panel mounting brackets – 4 qty.)
- NiMh Rechargeable Batteries (quantity of 10)..... Part #9018621.....add **\$75 each**
- Plug-in AC Battery Rapid Charger (for solar recharge kit only) (includes 12" cable) Part #9018620.....add **\$265 each**
- 48" Extension Cable for Y Harness..... Part #9016736.....add **\$18 each**

Notes: • For surcharges on oversize common carrier delivery, express ship program, shipments to Hawaii, Alaska and Puerto Rico, see General Information Section

REMOTETILT MOTORIZATION SIZE SPECIFICATIONS	1-3/8"	2"	2-3/8"
	20"	20"	20"
Minimum Width (Net)	N/A with Solid or Decorative Tapes	22" with Solid or Decorative Tapes	22" with Solid or Decorative Tapes
Maximum Width (One blind)	96"	96"	96"
Maximum Height	96"	96"	96"
Maximum AREA (SQ/FT)	50 sq/ft	50 sq/ft	50 sq/ft
Maximum continuous valance width (not spliced)	102"	102"	102"

RemoteTilt is not available with Cordless Lift & Lock

INDIVIDUAL VALANCE ORDERING & PRICING



Refer to this pricing for "individual" valances only. (Valances on all blind orders are already standard and included in the blind price.)

Valance Deductions for Wood Blinds

Order Configuration		How Valance Will Be Produced
IB	RETURN LENGTH OVERRIDE	Inside miter to miter valance will be 1" wider than ordered width
OB	NET (Valance Only)	Inside miter to miter valance will be exact ordered width
IB	NET (Valance Only)	Valance will be exact ordered width
IB	CONTINUOUS	Valance will be exact size of continuous valance measurement
IB	CONTINUOUS with RETURN LENGTH OVERRIDE	Inside miter to miter valance will be 1" wider than ordered width
OB	CONTINUOUS	Inside miter to miter valance will be exact ordered width

SMOOTH FINISH	3" Standard Decorative, 3" Crescent, 3" Modern, and 4" Forte Valance Color #
Amber	287
Ashen	401
Barn Door	316
Chocolate	320
Dark Mocha	295
Eastern Cherry	315
English Walnut	299
Golden Oak	124
Golden Pine	285
Gray Day	402
Lunar	301
Mahogany	125
Mesquite	291
Milky White	282
Neuvo White	284
New Oak	117
Provincial	319
Pure White	026
Raven	400
Rich Walnut	133

SMOOTH FINISH	3" Standard Decorative, 3" Crescent, 3" Modern, and 4" Forte Valance Color #
Rose Mahogany	293
Snow White	296
Snowflake	013
Spice	134
Stewart Pecan	318
Storm Cloud	317
Sugar	300
Sunset Pine	288
Traditional White	283
Winter White	012

COASTAL	3" Standard Decorative, 3" Crescent, 3" Modern, and 4" Forte Valance Color #
Boardwalk	807
Driftwood	801
Ocean Mist	806
Sailcloth	800
Sand Dollar	803
Winter Surf	805

INDIVIDUAL VALANCE PRICING

WIDTH TO:	24"	28"	32"	36"	42"	48"	54"	60"	66"	72"	78"	84"	90"	96"	102"	108"	114"	120"	144"	168"
3" Std Deco, Crescent, Modern	\$23	23	23	23	36	36	36	36	49	49	49	49	59	59	59	77	77	77	99	120
4" Forte	40	40	40	40	62	62	62	62	86	86	86	86	103	103	103	134	134	134	164	196

NOTE: The maximum continuous valance width is 102". Valances over the maximum width will be spliced in the center.

TAPE VALANCE OPTION



With this option, the 1" Solid, 1" or 1-1/8" Decorative Tape is attached (glued) across the flat section of the 3" Standard Decorative Valance. Refer to the wood/tape sample deck to coordinate wood and tape colors to your liking. The tape names available for this option and the 4 digit tape color numbers are listed below. (Tape pattern orientation flows from left to right.)

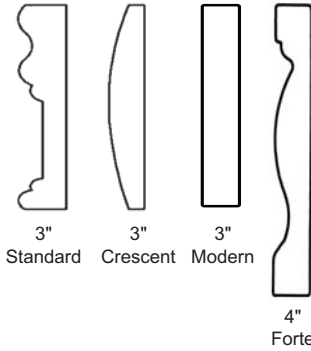
SOLID TAPE NAMES	Color Number
Alabaster	1113
Black	1899
Chocolate	1376
Dark Beige	1323
Dark Gray	1850
Light Beige	1322
Light Gray	1861

SOLID TAPE NAMES	Color Number
Pecan	1334
Steel	1867
Taupe	1302
White	1100
DECORATIVE TAPE NAMES	Color Number
Gray Cream Band	5007
Gray Gold Band	5006

NOTE: Decorative Keystone can be ordered with the tape valance option but the tape will not be placed on the Keystone, as it will butt up to it on each side.

VALANCES

STANDARD VALANCE & RETURN CONFIGURATIONS (OUTSIDE MOUNTS)



Standard Decorative - 3" Profile

- Standard on All Styles

Crescent Valance - 3" Profile (optional)

- Optional for All Styles

Modern Valance - 3" Profile (optional)

- Optional for All Styles

Forte Valance - 4" Profile (upgrade)

- Optional for All Styles

NOTE: Outside mount returns are adjusted longer by the factory when short or long extension brackets or when small or large (3/8" or 3/4") spacer blocks are ordered. Only the 1st set of ordered spacer blocks will affect the return length adjustment. Please specify longer custom return lengths when ordering if necessary.

Slat Size/Style

- 1-3/8" Woods
- 2" Woods
- 2-3/8" Woods (+ 3/8" spacer blocks)
- 2" Coastal Woods

Standard OB Returns

3"
3"
3-3/8"
3"

Note: Inside mount blind valances do not come with returns unless specified on the order.


KEYSTONE VALANCE OPTION

Keystones are designed to cover splices in oversized valances or can be used as a decorative element to add dimensional appeal.

Valances under 102" – a keystone may be added to a valance for a small surcharge. The valance will come fully assembled with the keystone positioned in the center. The color of the keystone will match the valance.

Valances over 102" that are spliced - a keystone will automatically be provided at no charge to join the sides and cover the splice. Will require assembly.

Note: the addition of a keystone will not affect the overall width of the valance.



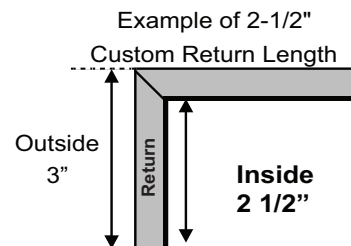
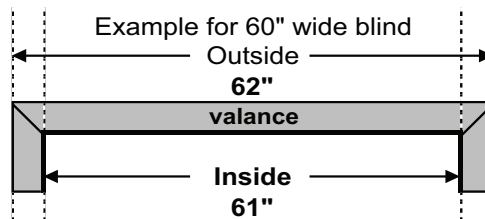
VALANCE / RETURN SPECIFICATIONS

- **Custom valance widths** are available upon request. Maximum widths for valance are as follows:
The maximum Continuous Valance width is **102"**.
The maximum Spliced Valance width is **168"**. (See note below).
- **Custom return lengths** are available upon request:
The minimum return length is **1/2"**
The maximum return length is **6"**
- **3" Return lengths** are factory adjusted when extension brackets or (1 set of) spacer blocks are ordered.
Returns + Short Extension Brackets = **4-1/4"**
Returns + Long Extension Brackets = **6-1/4"**
Returns + Small Spacer Blocks = **3-3/8"**
Returns + Large Spacer Blocks = **3-3/4"**

NOTE: Valances over 102" will be spliced in the middle. **A decorative keystone will be supplied at no charge to join the sides and conceal the splice.**

CUSTOM VALANCE & RETURNS – MEASURED & CUT FROM THE INSIDE:

- **NOTE:** Valances are cut to measure from the **inside** miter to insure the most accurate fit when installed over the headrail or window frame.



CORDLESS LIFT & LOCK™ – BOTTOMRAIL COLOR COORDINATION

The cordless Lift & Lock™ operating system comes with a coordinating aluminum bottomrail in the color listed below.

Wood Styles & Names	2" COLOR #	2-3/8" COLOR #	Cordless Lift & Lock Bottomrail		
			Color	Color #	End Cap PCN
SMOOTH FINISH (paints & stains)					
Amber	W2-287	W238-287	Camel	082	5003091082
Ashen	W2-401		Pearl Gray	879	5003097879
Barn Door	W2-316		Camel	082	5003091082
Chocolate	W2-320		Sweet Chocolate	378	5003091378
Dark Mocha	W2-295	W238-295	Venetian Bronze	234	5003091234
Eastern Cherry	W2-315		Camel	082	5003091082
English Walnut	W2-299		Sweet Chocolate	378	5003091378
Golden Oak	W2-124	W238-124	Wild Ginger	463	1005680
Golden Pine	W2-285		Camel	082	5003091082
Gray Day	W2-402		Gray Flannel	405	1005598
Lunar	W2-301	W238-301	Antique White	973	5003091973
Mahogany	W2-125	W238-125	Venetian Bronze	234	5003091234
Mesquite	W2-291	W238-291	Sweet Chocolate	378	5003091378
Milky White	W2-282	W238-282	Pearl	974	1005683
Neuvo White	W2-284	W238-284	Pearl	974	1005683
New Oak	W2-117		Wild Ginger	463	1005680
Provincial	W2-319		Sweet Chocolate	378	5003091378
Pure White	W2-026	W238-026	Pearl	974	1005683
Raven	W2-400		Black	048	5003091048
Rich Walnut	W2-133	W238-133	Venetian Bronze	234	5003091234
Rose Mahogany	W2-293		Cognac	282	5003091282
Snow White	W2-296		Alabaster	002	1005592
Snowflake	W2-013	W238-013	Pearl	974	1005683
Spice	W2-134	W238-134	Ginger	187	5003091187
Stewart Pecan	W2-318		Cocoa	083	1005593
Storm Cloud	W2-317		WD Gold	422	5003097422
Sugar	W2-300	W238-300	Pearl	974	1005683
Sunset Pine	W2-288		Wild Ginger	463	1005680
Traditional White	W2-283		Pearl	974	1005683
Winter White	W2-012	W238-012	Alabaster	002	1005592

COASTAL	2" COLOR #	2-3/8" COLOR #	Cordless Lift & Lock Bottomrail		
			Color	Color #	End Cap PCN
Boardwalk	WBR-807		Cocoa	083	1005593
Driftwood	WBR-801		Smokey Gray	443	1005599
Ocean Mist	WBR-806		Smokey Gray	443	1005599
Sailcloth	WBR-800		Antique White	973	5003091973
Sand Dollar	WBR-803		Antique White	973	5003091973
Winter Surf	WBR-805		Bronze	064	5003091064

= NOT AVAILABLE

NOTE: Bottomrail colors are pre-selected. Hardware color override is not available.
Please refer to the cordless Lift & Lock™ Hardware Color Card to see an example of the bottomrail color.

SOLID AND DECORATIVE TAPES

TAPES



TAPE SPECIFICATIONS

Select the tape width, color and design which will complement your 2" or 2-3/8" wood blind.

- Made from a poly/cotton blend
- Resists fading or shrinking
- *Lifetime Guarantee*
- Decorative tapes are attached to solid colored tape ladders that are slightly narrower than the width of the decorative tape (see chart below). The ladder is pre-selected based upon this width and for color coordination. A high tech gluing process is used to adhere the decorative tape. This process is superior to the commonly used sewing application which is visible and tends to pucker. **The decorative tape is only applied to the ladder on the front of the blind. The back of the blind will have a solid color tape visible (see chart below).**

Solid Tapes

1" Solid Tape	Color Number
Alabaster	1113
Black	1899
Chocolate	1376
Dark Beige	1323
Dark Gray	1850
Light Beige	1322
Light Gray	1861
Pecan	1334
Steel	1867
Taupe	1302
White	1100

1-1/2" Solid Tape	Color Number
Alabaster	8113
Black	8899
Chocolate	8376
Dark Beige	8323
Dark Gray	8850
Light Beige	8322
Light Gray	8861
Pecan	8334
Steel	8867
Taupe	8302
White	8100

Decorative Tapes

1-1/8" Deco Tape	Attached To
Gray Cream Band 5007	Alabaster
Gray Gold Band 5006	Alabaster
1-1/4" Deco Tape	Attached To
Stonewash Cocoa 5003	Light Beige
Stonewash Espresso 5005	Chocolate
Stonewash Gray 5002	Alabaster
Stonewash Khaki 5001	Alabaster

1-1/2" Deco Tape	Attached To
Dublin 6200	Alabaster
Ivory Accent 0911	Alabaster
Knit Fit 4300	Alabaster
White Accent 0910	White

Solid and Decorative Tapes are not available with:

- LightsOut Routeless Feature
- Cordless Lift
- Cordless Lift & Lock™
- 1-3/8" Slats

PRODUCT SPECIFICATIONS

FEATURES	1-3/8"	2" Smooth	2" Coastal	2-3/8"
# of Colors	9	30	6	14
Headrail Size	1-1/2" x 2-1/4"	1-1/2" x 2-1/4"	1-1/2" x 2-1/4"	1-1/2" x 2-1/4"
Headrail Gauge	.024	.024	.024	.024
Bracket Style	Box	Box	Box	Box
Ladder Space Between Slats	30 mm	44 mm	44 mm	54 mm
Wand Tilt	Yes	Yes	Yes	Yes
Decorative Valance	Yes – 3"	Yes – 3"	Yes – 3"	Yes – 3"
Valance Return Lengths (standard for OB mounts)	3"	3"	3"	3-3/8"
Magnetic Valance Attachment System	Yes	Yes	Yes	Yes
Decorative Wood Tassel	Yes	Yes	Yes	Yes
Break-Away Stop Ball - not required with cordless lift - not required with cordless Lift & Lock™	Yes	Yes	Yes	Yes
Warranty (Tilt motor systems are warranted for 5 years)	Lifetime Limited	Lifetime Limited	Lifetime Limited	Lifetime Limited

OPTIONS AND UPGRADES	1-3/8"	2" Smooth	2" Coastal	2-3/8"
Cordless Lift - not available with tapes - not available with LightsOut Routeless feature	Yes	Yes	Yes	Yes
Cordless Lift & Lock™ - not available with tapes - not available with LightsOut Routeless feature	N/A	Yes	Yes	Yes
RemoteTilt System ^{1a} - not available with cordless Lift & Lock™	Yes	Yes	Yes	Yes
Cordless Lift System PLUS RemoteTilt System	Yes	Yes	Yes	Yes
LightsOut Routeless Slats ² - not available with tapes - not available with cordless lift - not available with cordless Lift & Lock™	Yes	Yes	Yes	Yes
2 or 3 On 1 Headrail ³ - 3 on 1 headrail not available with cordless Lift & Lock™	Yes	Yes	Yes	Yes
Tapes ⁴ - not available with cordless lift - not available with cordless Lift & Lock™ - not available with LightsOut Routeless feature	N/A	Yes	Yes	Yes
Tape Valance – Decorative Valance Only	Yes	Yes	Yes	Yes
Crescent Valance	Yes	Yes	Yes	Yes
Modern Valance	Yes	Yes	Yes	Yes
Forte Valance	Yes	Yes	Yes	Yes
Keystone Valance	Yes	Yes	Yes	Yes

CONTROL/MOUNTING OPTIONS	1-3/8"	2" Smooth	2" Coastal	2-3/8"
Cord Tilt	Yes	Yes	Yes	Yes
Control Positions	LR, RL or Grouped	LR, RL or Grouped	LR, RL or Grouped	LR, RL or Grouped
Tilt Control Position – Cordless Lift	L (only)	L (only)	L (only)	L (only)
Tilt Control Position – Cordless Lift & Lock™	N/A	L or R	L or R	L or R
Lift Control Position – RemoteTilt (Motor will be on opposite side)	L or R	L or R	L or R	L or R
Tile Cut-out(s) - not available with cordless Lift & Lock™	Yes	Yes	Yes	Yes
Spacer Blocks ⁵ (3/8" and 3/4" Depths)	Yes	Yes	Yes	3/8" Standard
Extension Brackets (Short & Long)	Yes	Yes	Yes	Yes
Hold-down Brackets - not available with 2-3/8" cordless Lift & Lock™	Yes	Yes	Yes	Yes

FOOTNOTES	
1a	RemoteTilt motorization system requires a hand-held REMOTE CONTROL unit. RemoteTilt requires both a remote and a power source. Please specify when ordering.
2	The LightsOut configuration may cause slight "puckering" of the lift cords on the front of the blind when the slats are tilted backwards (reverse tilt) due to the use of interlacing cords on the front (the back uses looped ladders). A gentle tug down on the lift cord tassel will eliminate any puckering. The slats on LightsOut routeless blinds feature notches in the slat instead of route holes. Regardless of blind size, there will notches in the front and rear of the slat on the far right and far left ladders only, approximately 6" in from the end of the slat.
3	There will be a 1/2" maximum light gap between multiple blinds on 1 headrail. 2 or 3 on 1 headrail not available with Cordless Lift or RemoteTilt upgrades.
4	Wood tone blinds will include Antique Brass Tape Clamps and White/Neutral tone blinds will include White Tape Clamps on the bottomrail.
5	On outside mount valances, the 1st set of ordered spacer blocks will automatically lengthen the default 3" valance return length by the depth of the spacer, either 3/8" or 3/4".

SIZE SPECIFICATIONS

SIZE SPECIFICATIONS	2" Standard	2" Cordless	2" Cordless Lift & Lock™	Motorization	
				2" RemoteTilt w/ Std Lift	2" RemoteTilt w / Cordless Lift
Minimum Width (Net)	8" 12" with Tapes	18" Tapes NA	10-1/2" Tapes NA	20" 22" with Tapes	20" Tapes N/A
Maximum Width (One blind)	102"	78"	96"	96"	78"
Minimum Height	12"	12"	12"	12"	12"
Maximum Height	126"	84"	84"	96"	84"
Max. AREA (SQ/FT)	50 sq/ft	45 sq/ft	45 sq/ft	50 sq/ft	45 sq/ft
Maximum Width 2 on 1 Headrail	120"	N/A	120"	N/A	N/A
Maximum Width 3 on 1 Headrail	120"		N/A	N/A	N/A
Maximum Continuous Valance Width (not spliced)	102"	102"	102"	102"	102"

SIZE SPECIFICATIONS	2-3/8" Standard	2-3/8" Cordless	2-3/8" Cordless Lift & Lock™	Motorization	
				2-3/8" RemoteTilt w/ Std Lift ¹	2-3/8" RemoteTilt w / Cordless Lift
Minimum Width (Net)	12" 12" with Tapes	18" Tapes N/A	10-1/2" Tapes N/A	20" 22" with Tapes	20" Tapes N/A
Maximum Width (One blind)	102"	78"	96"	96"	78"
Minimum Height	12"	12"	12"	12"	12"
Maximum Height	126"	84"	84"	96"	84"
Max. AREA (SQ/FT) - Blinds over 50 SQ/FT require 2 or 3 on 1 headrail	50 sq/ft	45 sq/ft	50 sq/ft	50 sq/ft	45 sq/ft
Maximum Width 2 on 1 Headrail	120"	N/A	120"	N/A	N/A
Maximum Width 3 on 1 Headrail	120"		N/A	N/A	N/A
Maximum continuous valance width (not spliced)	102"	102"	102"	102"	102"

SIZE SPECIFICATIONS	1-3/8" Standard	1-3/8" Cordless	1 3/8" Cordless Lift & Lock™**	Motorization	
				1 3/8" RemoteTilt w/ Std Lift	1 3/8" RemoteTilt w / Cordless Lift
Minimum Width (Net)	8"	18"		20"	20"
Maximum Width (One blind)	102"	78"		96"	78"
Minimum Height	12"	12"		12"	12"
Maximum Height	126"	84"		96"	84"
Max. AREA (SQ/FT) - Blinds over 50 SQ/FT require 2 or 3 on 1 headrail (where available)	50 sq/ft	45 sq/ft		50 sq/ft	45 sq/ft
Maximum Width 2 on 1 Headrail	120"	N/A		N/A	N/A
Maximum Width 3 on 1 Headrail	120"			N/A	N/A
Maximum continuous valance width (not spliced)	102"	102"		102"	102"

**1-3/8" Wood Blinds are not available with Cordless Lift & Lock or Tapes

FINISHED DIMENSIONS

Adjustments are taken from ordered dimensions and may vary slightly.

Inside (IB) Mount	
Headrail width ¹	- 3/4"
Blind width	- 1/2"
Blind height	ordered height
Valance	- 1/8"
Outside (OB) Mount	
Headrail width ¹	- 1/4"
Blind width	ordered width
Blind height	ordered height
Valance (measured from inside corners)	+ 1"
2 on 1 and 3 on 1 Headrail	
Gap between panels	- 1/2"

MOUNTING REQUIREMENTS

Use a metal tape measure for all measurements.

Inside (IB) Mount	
Minimum mounting depth:	1-1/8"
Minimum mounting depth, flush mount - 1-3/8", 2":	3-1/2"
Minimum mounting depth, flush mount - 2-3/8":	3-3/4"
Outside (OB) Mount	
Minimum flat vertical surface	1-3/4"

FOOTNOTE

1 The headrail width has a 1/4" deduction on outside mounts and 3/4" deduction on inside mounts to accommodate the installation brackets.

CONTROL CHARTS / COMPONENTS – STANDARD RECTANGULAR

TILT WAND (STANDARD)

- Wood tilt wands are **color coordinated** with slats
- Chart shows standard lengths.
- Tilt Length Override – specify length when ordering

Wand Length	Blind Height
12"	12" to 24"
20"	24 1/8" to 36"
24"	36 1/8" to 48"
36"	48 1/8" to 72"
48"	72 1/8" to 126"

Wood Wands up to 48" long. Clear plastic in 60", 70", 78", 90" or 120".
Wand length optional. Specify optional lengths when ordering.

TILT CORD (OPTIONAL)

- Cords are **color-coordinated** with slats
- Standard tilt cord lengths are 40% of the blind height as required by child safety standards. Customized lengths are available upon request.
 - For 2" blinds, minimum cord length is 6". For blinds under 15" in height, a cord length override to at least 6" must be requested.
 - For 2-3/8" blinds, minimum cord length is 10". For blinds under 24-3/4" in height, a cord length override to at least 10" must be requested.
- **For motorized tilt blinds the tilt function is controlled by remote unit**

CONTROL POSITIONS:	Min. Width (NET)
Tilt Cord center and no Lift Cord*	Under 12"
Tilt Cord left / Lift Cord right (standard)	12"
Lift Cord left / Tilt Cord right	12"
Tilt & Lift Cords grouped left	18-1/8"
Tilt & Lift Cords grouped right	18-1/8"

* Available on 1-3/8" and 2" blinds only

Lift Cord Control – Standard lift cord length is 40% of the blind height as required by child safety standards. Customized lengths are available upon request.

LADDER / TAPE PLACEMENT CHARTS

The following charts show the number of ladders and routes based on the NET width of the blind.

1-3/8" and 2" WOOD		
Blind Width	# of Ladders	# of Routes
8" - 36"	2	2
36 1/8" - 56 1/4"	3	2
56 3/8" - 78 1/4"	4	4
78 3/8" - 100 1/4"	5	4
100 3/8" - 102"	6	4

2-3/8" WOOD		
Blind Width	# of Ladders	# of Routes
8" - 36"	2	2
36 1/8" - 52"	3	2
52 1/8" - 72"	4	4
72 1/8" - 92"	5	4
92 1/8" - 102"	6	4

**Routes are positioned approximately 2" from the end of the slat for blinds less than 12" wide, 3-3/4" from the end of the slat for blinds less than 18" wide, and 6 1/4" from the end of the slat for all others. Blinds with motorization have routes 6-5/8" from end of slat.

STACK-UP CHART (APPROXIMATE)

- $Headrail + Bottomrail = 2-1/2"$

The following charts show the stacking height of the slats when the blind is fully raised. **Add in HR+BR for total.**

1-3/8" WOOD	
+ 2 1/2"	
Blind Height	Stack Height
48"	5 3/4"
60"	7 3/8"
72"	8 3/4"
84"	10 1/4"
96"	11 3/4"

PLUS 2-1/2"

2" WOOD	
+ 2 1/2"	
Blind Height	Stack Height
48"	4"
60"	5"
72"	6"
84"	7"
96"	8"

PLUS 2-1/2"

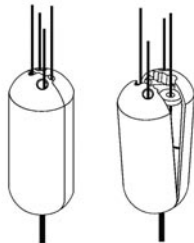
2-3/8" WOOD	
+ 2 1/2"	
Blind Height	Stack Height
48"	3 1/8"
60"	3 7/8"
72"	4 5/8"
84"	5 3/8"
96"	6 1/4"

PLUS 2-1/2"

BREAK-AWAY STOP BALL

- Stop balls are standard for ALL lift cords.

The stop ball separates under pressure. It easily snaps together again.



BOTTOMRAIL

- **Trapezoid** bottomrails are standard on wood blinds

The "trapezoid" bottomrail provides a contoured, modern look along with improved blind operation (slat tilting & rotating). It also accommodates a smaller flat 1" tape clamp when solid or decorative tapes are ordered.



NOTE: Wood tone blinds will include Antique Brass Tape Clamps and White/Neutral tone blinds will include White Tape Clamps on the bottomrail.

CONTROL CHARTS – CORDLESS

CONTROLS

- Tilt cords are **color coordinated** with slats
- Standard tilt cord lengths are 40% of the blind height as required by child safety standards. Customized lengths are available upon request.
 - For 2" blinds, minimum cord length is 6". For blinds under 15" in height, a cord length override to at least 6" must be requested.
 - For 2-3/8" blinds, minimum cord length is 10". For blinds under 24-3/4" in height, a cord length override to at least 10" must be requested.
- LIFT** function is controlled from the bottom rail

TILT CONTROL POSITIONS - LEFT ONLY

Tilt Wand (Standard), Tilt Cords (Optional) or RemoteTilt (Optional)

Min. Width
18"
20" with Motorized Tilt

LADDER PLACEMENT CHARTS

The following charts show the number of ladders and routes based on the NET width of the blind.

1-3/8" and 2" WOOD		
Blind Width	# of Ladders	# of Routes
18" - 38-1/8"	2	2
38-1/4" - 60-1/8"	3	2
60-1/4" - 78"	4	4

2-3/8" WOOD		
Blind Width	# of Ladders	# of Routes
18" - 36"	2	2
36-1/8" - 60-1/8"	3	2
60-1/4" - 78"	4	4

**Routes are positioned approximately 6 1/4" from the end of the slat for blinds less than 38 1/4" wide, and 8 1/4" from the end of the slat for all others, and 6-5/8" for blinds with motorization

STACK-UP CHART (APPROXIMATE)

The following charts show the stacking height of the slats when the blind is fully raised. **Add in HR+BR for total.**

- Headrail+Bottomrail = 2-1/2"

1-3/8" WOOD	
Blind Height	Stack Height
48"	5 3/4"
60"	7 3/8"
72"	8 3/4"
84"	10 1/4"

2" WOOD	
Blind Height	Stack Height
48"	4"
60"	5"
72"	6"
84"	7"

2-3/8" WOOD	
Blind Height	Stack Height
48"	3 1/8"
60"	3 7/8"
72"	4 5/8"
84"	5 3/8"

PLUS	2-1/2"
------	--------

PLUS	2-1/2"
------	--------

PLUS	2-1/2"
------	--------

CONTROL CHARTS – REMOTETILT™ MOTOR SYSTEM

CONTROLS

- Lift cords are **color coordinated** with slats
- Standard lift cord lengths are 40% of the blind height as required by child safety standards. Customized lengths are available upon request.
- TILT** function is motor controlled from remote unit

LIFT CONTROL POSITIONS:

Lift Cord **right** (standard) or **left**

Motor position will be on the opposite side of Lift Cord

Min. Width
20"
22" w/ Tapes

Note: Not available with Cordless Lift & Lock

LADDER PLACEMENT CHARTS

The following charts show the number of ladders and routes based on the NET width of the blind.

1-3/8" and 2" WOOD		
Blind Width	# of Ladders	# of Routes
20" - 36"	2	2
36 1/8" - 56 1/4"	3	2
56 3/8" - 78 1/4"	4	4
78 3/8" - 96"	5	4

2-3/8" WOOD		
Blind Width	# of Ladders	# of Routes
20" - 36"	2	2
36 1/8" - 52"	3	2
52 1/8" - 72"	4	4
72 1/8" - 92"	5	4
92 1/8" - 96"	4	4

**Routes approximately 6-5/8" from the end of the slat

STACK-UP CHART (APPROXIMATE)

The following charts show the stacking height of the slats when the blind is fully raised. **Add in HR+BR for total.**

- Headrail+Bottomrail = 2-1/2"

1-3/8" WOOD	
Blind Height	Stack Height
48"	5 3/4"
60"	7 3/8"
72"	8 3/4"
84"	10 1/4"
96"	11 3/4"

2" WOOD	
Blind Height	Stack Height
48"	4"
60"	5"
72"	6"
84"	7"
96"	8"

2-3/8" WOOD	
Blind Height	Stack Height
48"	3 1/8"
60"	3 7/8"
72"	4 5/8"
84"	5 3/8"
96"	6 1/4"

PLUS	2-1/2"
-------------	---------------

PLUS	2-1/2"
-------------	---------------

PLUS	2-1/2"
-------------	---------------

CONTROL CHARTS – CORDLESS LIFT & LOCK SYSTEM

TILT WAND (STANDARD)

- Tilt wands are **color-coordinated** with slats
- Chart shows standard lengths.
- Tilt Length Override – specify length when ordering

2" & 2-3/8" WOOD	
Wand Length	Blind Height
12"	12" to 24"
20"	24 1/8" to 36"
24"	36 1/8" to 48"
36"	48 1/8" to 72"
48"	72 1/8" to 84"



Wood Wands up to 48" long. Clear plastic in 60", 70", 78", 90" or 120".
Wand length optional. Specify optional lengths when ordering.

TILT CORD (OPTIONAL)

- Cords are **color-coordinated** with slats
- Standard tilt cord lengths are 40% of the blind height as required by child safety standards. Customized lengths are available upon request.
 - For 2" blinds, minimum cord length is 6". For blinds under 15" in height, a cord length override to at least 6" must be requested.
 - For 2-3/8" blinds, minimum cord length is 10". For blinds under 24-3/4" in height, a cord length override to at least 10" must be requested.
- For cordless **Lift & Lock** the **lift** function is controlled by the bottomrail

CONTROL POSITIONS:

Tilt Cord **center ONLY**

Tilt **Left or Right ONLY**

Min. Width (NET)

10-1/2" to 12-3/8"

12-1/2" and more

LADDER PLACEMENT CHART

The chart shows the number of ladders and routes based on the NET width of the blind.

2" & 2-3/8" WOOD		
Blind Width	# of Ladders	# of Routes
10-1/2" - 36"	2	2
36-1/8" - 56"	3	2
56-1/8" - 78"	4	4
78 1/8" - 96"	5	4

**Routes are positioned approximately 2 1/2" from the end of the slat for blinds less than 12 1/2" wide, 3" from the end of the slat for blinds less than 19 3/4" wide, and 6" from the end of the slat for all others.

STACK-UP CHART (APPROXIMATE)

- Headrail+Bottomrail = 2-1/2"

The charts show the stacking height of the slats when the blind is fully raised. **Add in HR+BR for total.**

2" WOOD	
Blind Height	Stack Height
48"	4"
60"	5"
72"	6"
84"	7"

2-3/8" WOOD	
Blind Height	Stack Height
48"	3 1/8"
60"	3 7/8"
72"	4 5/8"
84"	5 3/8"

PLUS 2-1/2"


PLUS 2-1/2"

BOTTOMRAIL – CORDLESS LIFT & LOCK™

- A **2" deep by 1" tall aluminum bottomrail** is standard

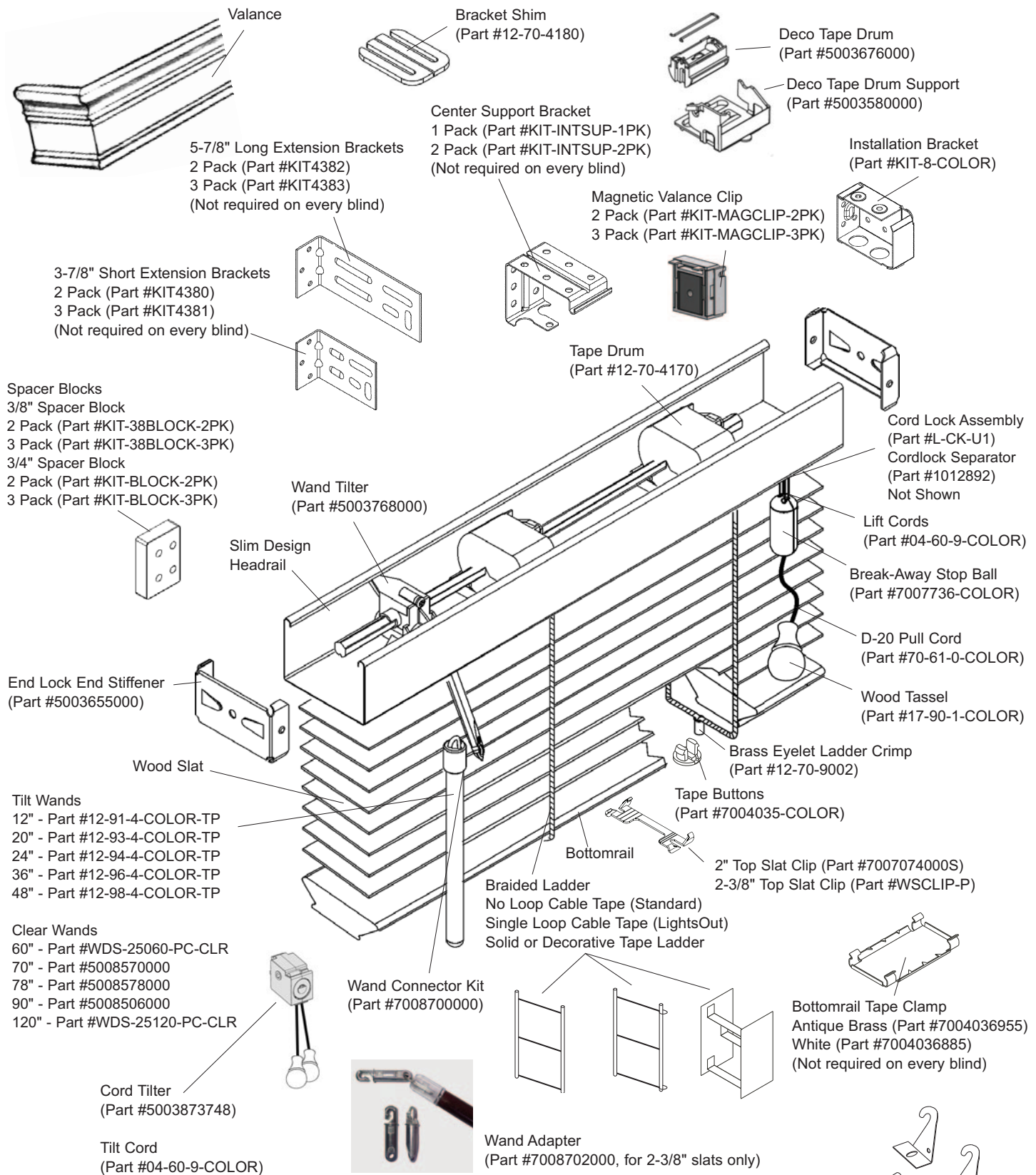
The aluminum bottomrail comes in one of the available colors pre-selected to best complement the color of the slat. A list of the coordinating bottomrail colors can be found on page 10. Please refer Cordless Lift & Lock Bottomrail Colors sheet to see an example of the bottomrail color.

Aluminum Bottomrail



NOTE: Bottomrail colors are pre-selected. Hardware color override is not available.

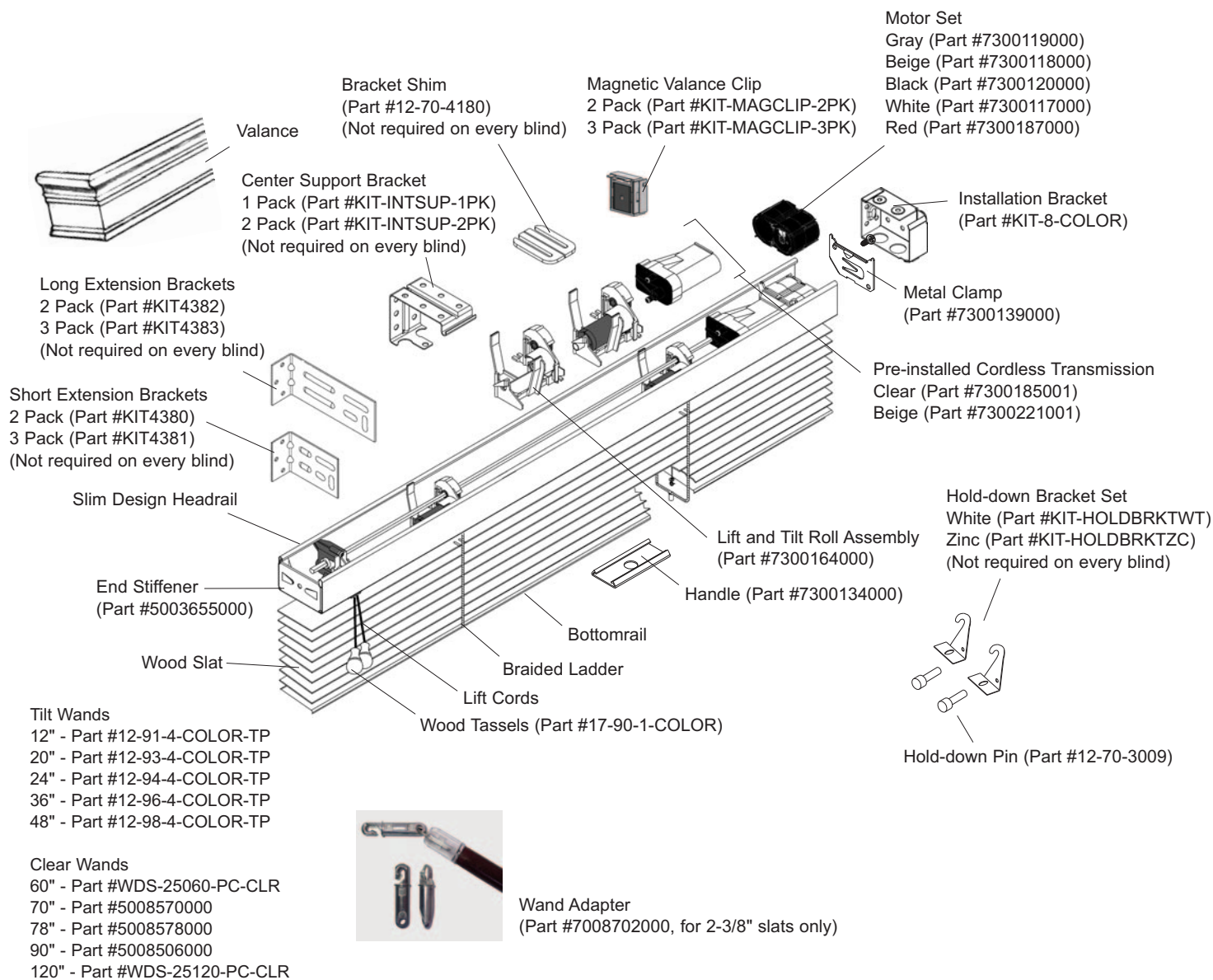
PRODUCT COMPONENTS – STANDARD RECTANGULAR



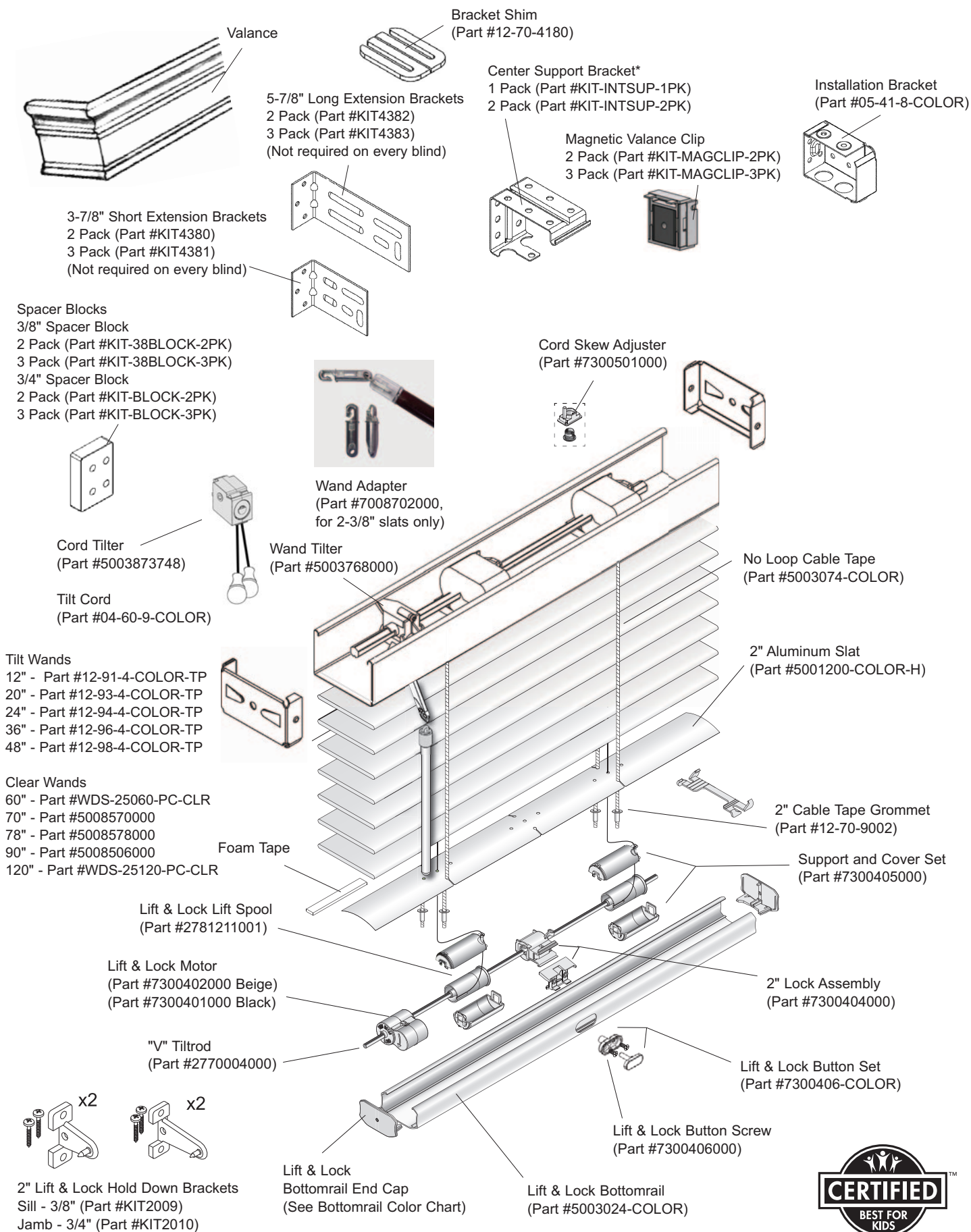
NOTE: Order the tilter and cord at the same time so they come pre loaded.

***NOTE:** 1 Center Support Bracket required for blind sizes 48-1/8" to 60" and 2 brackets required for blind sizes 60-1/8" and over.

CONTROL CHARTS – CORDLESS LIFT SYSTEM



PRODUCT COMPONENTS – CORDLESS LIFT & LOCK™ SYSTEM



*when ordered with wand tilt

REMOTETILT™ MOTORIZATION: OVERVIEW

With RemoteTilt motorized blinds, a better quality of life and have more time to enjoy life's daily pleasures. At the touch of a button, window coverings can be instantly adjusted to changing activities or the varying sun conditions.



An ideal solution is to manage glare with a RemoteTilt hand-held remote control. At the simple touch of a button, blinds will tilt open or closed to adjust to the changing sunlight in a room.



RemoteTilt motorized blinds provide ultra-quiet operation. This RF system can operate blinds from virtually anywhere in the house without direct line of sight. Similar to how a garage door opener operates, radio signals travel through walls and make it possible to control multiple coverings throughout the home alone or as a group. It is also available in a 5-channel version. The multi-channel RF system allows for independent control of individual blinds and/or group control.

The RemoteTilt motorization system provide many benefits, such as improving energy efficiency, providing easily controllable privacy and also enhancing home security.



The RemoteTilt RF timer allows users to program specific times of the day to automatically adjust blinds in different areas of the house, protecting interiors from the fading effects of direct sunlight. This feature provides added security to an unoccupied home by creating a lived in look even while homeowners are away on vacation.



The battery powered RemoteTilt RF wireless wall switch allows blinds to be controlled when entering or exiting a room, just like the lights. The switch may be seamlessly installed without wiring next to any light switch or stand alone, and is never misplaced. This one touch privacy helps create the ideal environment whether preparing for a bath, relaxing in bed or enjoying time with the family at home.

Alta RemoteTilt motorized blinds are powered by Somfy, an industry leader in automated window coverings. All motorized products are backed by a 5 year warranty.



RADIO FREQUENCY REMOTETILT™ MOTORIZATION: FEATURES & OPTIONS














RADIO FREQUENCY (RF) REMOTETILT FEATURES:

- Highest quality patent protected design by Somfy
- Advanced motor with quiet operation
- Motor is fully enclosed within the headrail
- RemoteTilt blinds install with standard installation hardware
- RF motor is programmable with 1-channel and 5-channel versions

Note: The power source must be selected when ordering. The options are: reloadable and non-reloadable single or dual battery wand, and the plug-in transformer.



 <p>Radio Frequency (RF) RemoteTilt Motor Motor (Part #1002822) Headrail Adapter (Part #9014528) Tilt Hex Rod Adapter – Standard (Part #9014535) Tilt D Rod Adapter – Cordless Lift (Part #9014536)</p>	<ul style="list-style-type: none"> • Fully concealed motor unit • Flexible and programmable operation • 12 Volt System
 <p>Radio Frequency (RF) Remote Control (must order separately) Color: 2 tone white and gray 2 Types: programmable 1-channel and programmable 5-channel (1-Channel: Part #RC445069) (5-Channel: Part #RC445079)</p>	<ul style="list-style-type: none"> • Controls tilting operation • Programmable features • Easy blind tilting up to 90 feet away • 5-channel remote allows for multiple and independent blind operation
 <p>Single Battery Wand (reloadable) and Installation Clips Wand (Part #RC445268) Clips (Part #9013263) 8 AA Lithium Batteries (not shown) (Part #9014834)</p>	<ul style="list-style-type: none"> • On initial blind orders, the reloadable wand comes with 8 AA lithium batteries • Comes with wall mounting installation clips • For parts ordering the reloadable wand INCLUDING 8 AA lithium batteries, order both part #s • Replacement 8 AA lithium batteries may also be ordered separately
 <p>Optional, Dual Battery Wand (reloadable) and Installation Clips (Clips: Part #9013263) (Wand: Part #RC445268) x2 (Y-Harness: Part #9018625) (Y-Harness Ext. Cable: Part #9016374)</p>	<ul style="list-style-type: none"> • On initial shade orders, the reloadable wands come with 16 AA lithium batteries • Combines Single Battery Wands for extended life • Comes with wall mounting installation clips
 <p>Transformer 10' Cable (Part #1822445)</p>	<ul style="list-style-type: none"> • Plug-in operation, no batteries required • Works in standard wall outlet (10' wire length)
 <p>Battery Wand Extension Cables Color: White (10" Cable: Part #9013282) (48" Cable: Part #9013279) (96" Cable: Part #9018624)</p>	<ul style="list-style-type: none"> • Available in 10", 48" and 96" • Allows battery wand installation away from headrail
 <p>Wireless Wall Switch Color: white 2 Types: programmable 1-channel and 5-channel (1 Channel: Part #RC445135) (5 Channel: Part #RC445136)</p>	<ul style="list-style-type: none"> • Control wireless operation from the wall up to 90 feet away • Works like turning a light on/off
 <p>Programmable Timer (RF) 1 Type: programmable 1-channel (Part #1805237A)</p>	<ul style="list-style-type: none"> • Program operation based on pre-set times • Excellent home security feature
<p>WireFree™ Solar Pack Kit – Batteries NOT included (Part #9019034)</p> <p>Photovoltaic Panel </p> <p>48" Extension Cable for Y Harness (Part #9016736)</p> <p>Batteries (Part #9018621) </p> <p>Accessories Plug-in AC battery (Part #9018620) rapid charger (required for charging battery prior to installation) </p>	<ul style="list-style-type: none"> • Uses sunlight to power a motorized shade. • Easy to install. Low profile, easy to conceal. • Solar Recharge Kit (batteries NOT included if ordered as a stand alone kit) (Part #9019034) – Includes solar panel, 10" Y harness, 12v reloadable battery tube, tube mounting clips, glass mount adhesive tape, solar panel mounting brackets – 4 qty.) • NiMh Rechargeable Batteries (quantity of 10) (Part #9018621) • Plug-in AC Battery Rapid Charger (for solar recharge kit only) (includes 12" cable) (Part #9018620) • 48" Extension Cable for Y Harness (Part #9016736)