

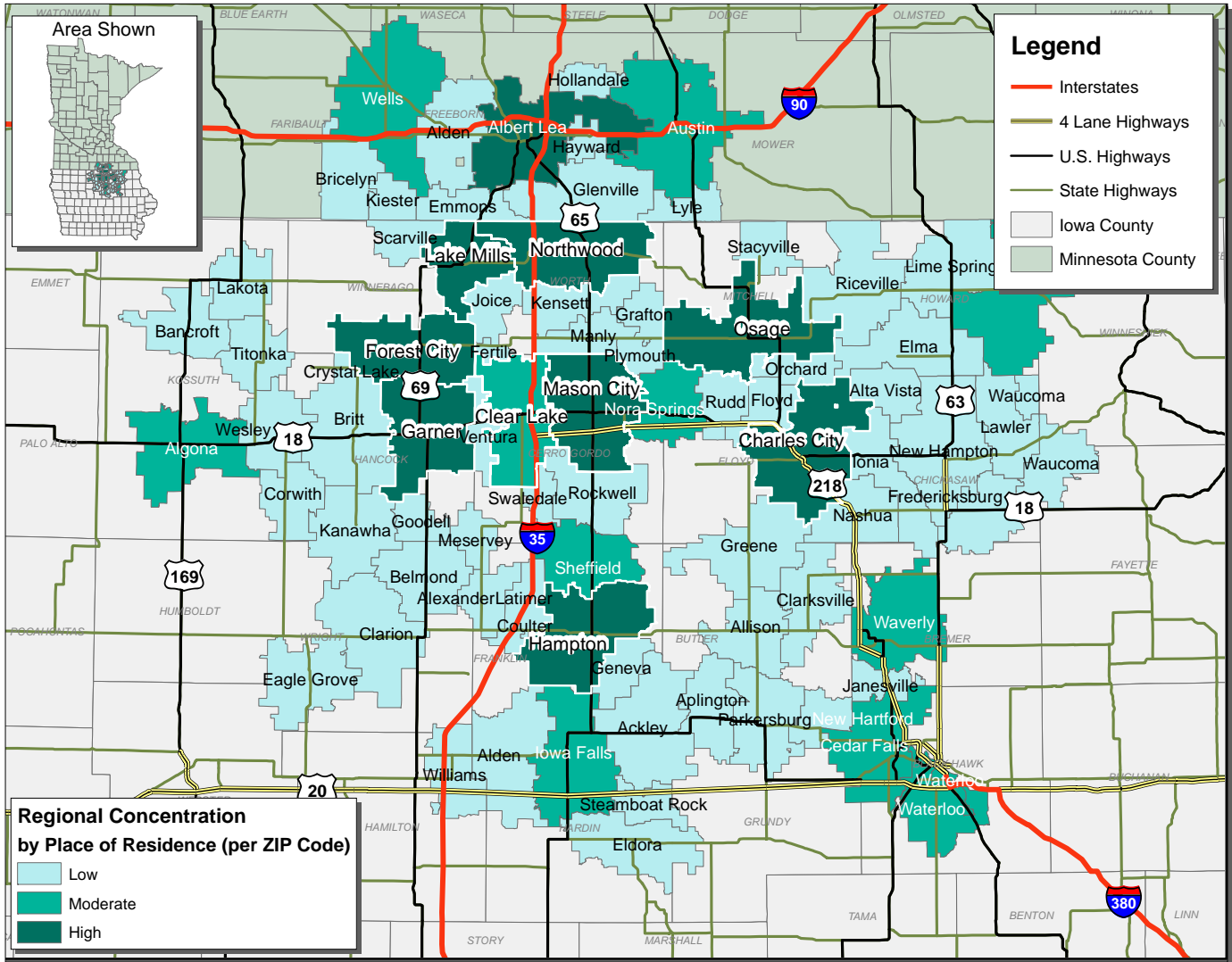
LABOR CHARACTERISTICS

FOOD PROCESSING

NORTH CENTRAL IOWA ALLIANCE

REGIONAL LABORSHED AREA

Concentration of those with transferable experience/skills by place of residence



Workers who have transferable experience/skills in the industry are currently commuting an average of 11 miles one way for work. Those who are willing to change/accept employment are willing to commute an average of 24 miles one way for the right employment opportunity.

For More Information Regarding the North Central Iowa Alliance Regional Laborshed, contact:

Terry Schumaker
Economic Development Director
North Iowa Area Community College
500 College Drive
Mason City, IA 50401
Phone: 641-422-4170
Fax: 641-422-4129
E-mail: schumter@niacc.edu
www.niacc.edu/

LABOR CHARACTERISTICS

FOOD PROCESSING

Estimated Potential Available Labor Per Occupational Category:

Business Operations:

- Managers - 2,622
- Accountants & Auditors - 817
- Clerks - 5,953
- Office & Administrative Support Workers, All Other - 1,476
- Purchasing Agents - 214
- Sales Reps - 923
- Secretaries - 5,036

Production:

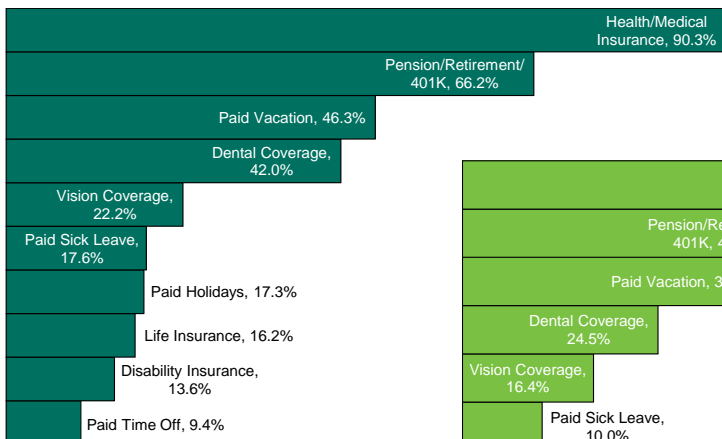
- Managers - 2,079
- Supervisors - 3,775
- Agricultural Workers, All Other - 600
- Agricultural & Food Science Techs - 324
- Bakers - 544
- Butchers - 220
- Dietetic Techs - 328
- Dietitians & Nutritionists - 430
- Environmental Science & Protection Techs - 100
- Environmental Scientists & Specialists - 434
- Farmworkers & Laborers - 432
- Graders & Sorters, Agricultural Products - 108
- Inspectors - 928
- Installation, Maintenance & Repair Workers, All Other - 1,696
- Licensed Practical & Vocational Nurses - 1,037
- Life, Physical & Social Science Techs - 210
- Mechanical Engineers - 105
- Medical & Clinical Technologists & Technicians - 758
- Mixing & Blending Machine Operators - 109
- Production Workers, All Other - 8,385
- Registered Nurses - 7,123
- Slaughterers & Meat Packers - 325
- Veterinary Technologists & Technicians - 106
- Water & Liquid Waste Treatment & Plant & System Operators - 330

Material Movers:

- Managers - 708
- Supervisors - 815
- Forklift Operators - 321
- Heavy Truck Drivers - 2,957
- Laborers & Material Movers, Hand - 701
- Light Truck Drivers - 550
- Material Moving Workers, All Other - 104
- Packers & Packagers, Hand - 1,147

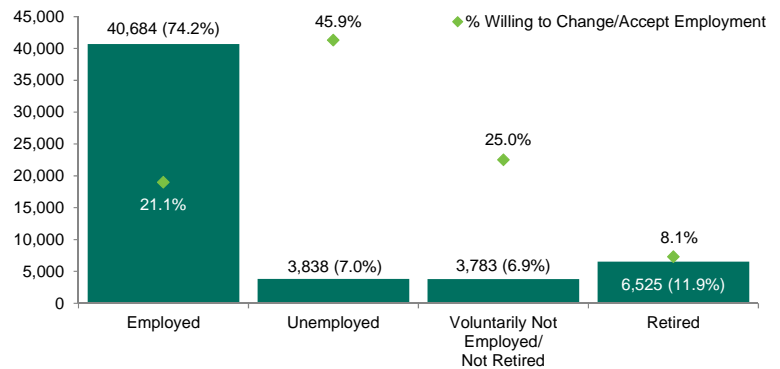
An estimated total of **54,830** people in the Laborshed area

Current Benefits:



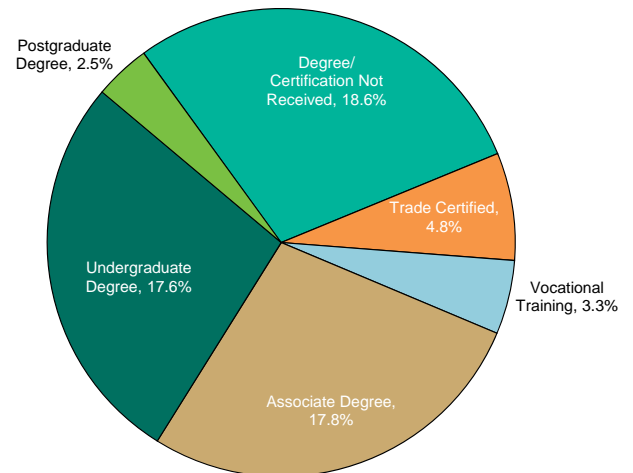
Information compiled by Iowa Workforce Development using Laborshed data released 2014.

Estimated Total by Employment Status (percentage):



Educational Level:

(64.6% Have an education beyond high school)



Workplace Flexibility:

(by percent of interest)

- Job teams - 76.5%
- Cross-training - 74.8%
- Job sharing - 36.5%
- Varied shifts - 34.5%
- Seasonal work - 47.0%
- Temporary work - 40.4%

Additional Facts:

- 70.6% paid an hourly wage
- 74.0% are/were employed full-time
- 14.0% are/were employed part-time
- 8.0% are/were self-employed
- 10.1% hold two or more jobs
- Currently working an average of 44 hours/week

Underemployment:

Total Underemployment - 5.0%

- Low hours - 0.6%
- Mismatch of skills - 3.6%
- Low income - 1.0%

IWD only counts individuals once when estimating Total Underemployment.

Top Advertising Media:

(for those seeking employment opportunities by use)

- Internet - 71.7%
 - www.iowajobs.org
 - www.monster.com
- Local/Regional Newspapers - 53.6%
 - *Globe Gazette* - Mason City
 - *The Des Moines Register*
- IowaWORKS Centers - 20.6%
- Networking through friends, family or acquaintances - 18.7%

LABOR CHARACTERISTICS

FOOD PROCESSING

Occupation	Occupational Code	Mean Wage	Entry Wage	Experienced Wage	Median Wage
Accountants and Auditors	13-2011	\$ 28.08	\$ 17.90	\$ 33.17	\$ 25.11
Agricultural and Food Science Technicians	19-4011	\$ 14.40	\$ 10.44	\$ 16.39	\$ 13.55
Agricultural Inspectors	45-2011	\$ 23.18	\$ 18.07	\$ 25.73	\$ 23.41
Bakers	51-3011	\$ 11.65	\$ 8.89	\$ 13.03	\$ 11.29
Bookkeeping, Accounting, and Auditing Clerks	43-3031	\$ 14.65	\$ 10.19	\$ 16.88	\$ 14.40
Business Operations Specialists, All Other	13-1199	\$ 25.27	\$ 15.42	\$ 30.19	\$ 23.32
Butchers and Meat Cutters	51-3021	\$ 11.49	\$ 8.14	\$ 13.16	\$ 10.96
Chemical Equipment Operators and Tenders	51-9011	\$ 22.96	\$ 16.50	\$ 26.19	\$ 23.65
Chemists	19-2031	\$ 39.84	\$ 26.90	\$ 46.31	\$ 41.84
Control and Valve Installers and Repairers, Except Mechanical Door	49-9012	\$ 19.29	\$ 15.54	\$ 21.17	\$ 18.74
Cutting and Slicing Machine Setters, Operators, and Tenders	51-9032	\$ 14.25	\$ 10.58	\$ 16.08	\$ 14.05
Dietitians and Nutritionists	29-1031	\$ 25.37	\$ 19.83	\$ 28.14	\$ 25.09
Electricians	47-2111	\$ 21.37	\$ 14.35	\$ 24.87	\$ 21.47
Engineers, All Other	17-2199	\$ 36.68	\$ 27.22	\$ 41.41	\$ 34.56
Executive Secretaries and Executive Administrative Assistants	43-6011	\$ 18.20	\$ 12.06	\$ 21.27	\$ 17.61
Farmworkers and Laborers, Crop, Nursery, and Greenhouse	45-2092	\$ 8.73	\$ 7.96	\$ 9.11	\$ 8.59
First-Line Supervisors of Helpers, Laborers, and Material Movers, Hand	53-1021	\$ 24.06	\$ 16.72	\$ 27.74	\$ 22.28
First-Line Supervisors of Production and Operating Workers	51-1011	\$ 23.65	\$ 15.77	\$ 27.59	\$ 21.86
First-Line Supervisors of Transportation and Material-Moving Machines	53-1031	\$ 24.19	\$ 12.02	\$ 30.28	\$ 21.85
Food and Tobacco Roasting, Baking, and Drying Machine Operators and Tenders	51-3091	\$ 16.64	\$ 11.84	\$ 19.04	\$ 17.09
Food Batchmakers	51-3092	\$ 13.66	\$ 12.10	\$ 14.45	\$ 13.52
General and Operations Managers	11-1021	\$ 41.36	\$ 17.75	\$ 53.17	\$ 34.67
Health and Safety Engineers, Except Mining Safety Engineers and Inspectors	17-2111	\$ 32.30	\$ 22.68	\$ 37.11	\$ 31.72
Heavy and Tractor-Trailer Truck Drivers	53-3032	\$ 17.30	\$ 11.82	\$ 20.04	\$ 16.34
Helpers--Production Workers	51-9198	\$ 13.09	\$ 9.18	\$ 15.05	\$ 12.94
Industrial Machinery Mechanics	49-9041	\$ 20.92	\$ 14.75	\$ 24.01	\$ 21.18
Industrial Production Managers	11-3051	\$ 37.87	\$ 25.50	\$ 44.06	\$ 36.72
Industrial Truck and Tractor Operators	53-7051	\$ 15.15	\$ 11.61	\$ 16.92	\$ 15.20
Inspectors, Testers, Sorters, Samplers, and Weighers	51-9061	\$ 18.89	\$ 11.37	\$ 22.65	\$ 18.90
Laborers and Freight, Stock, and Material Movers, Hand	53-7062	\$ 12.94	\$ 9.25	\$ 14.79	\$ 12.66
Life, Physical, and Social Science Technicians, All Other	19-4099	\$ 19.95	\$ 12.93	\$ 23.46	\$ 18.01
Light Truck or Delivery Services Drivers	53-3033	\$ 14.07	\$ 8.68	\$ 16.76	\$ 11.36
Machinists	51-4041	\$ 18.54	\$ 14.21	\$ 20.71	\$ 18.39
Maintenance and Repair Workers, General	49-9071	\$ 17.37	\$ 12.58	\$ 19.76	\$ 17.08
Medical and Clinical Laboratory Technicians	29-2012	\$ 19.69	\$ 15.51	\$ 21.78	\$ 19.68
Medical and Clinical Laboratory Technologists	29-2011	\$ 26.05	\$ 19.32	\$ 29.42	\$ 26.29
Mixing and Blending Machine Setters, Operators, and Tenders	51-9023	\$ 16.52	\$ 13.14	\$ 18.22	\$ 15.97
Office and Administrative Support Workers, All Other	43-9199	\$ 15.56	\$ 8.16	\$ 19.25	\$ 11.92
Office Clerks, General	43-9061	\$ 13.22	\$ 9.31	\$ 15.17	\$ 12.88
Order Clerks	43-4151	\$ 15.69	\$ 11.88	\$ 17.60	\$ 15.95
Packaging and Filling Machine Operators and Tenders	51-9111	\$ 13.89	\$ 10.10	\$ 15.78	\$ 13.34
Packers and Packagers, Hand	53-7064	\$ 12.48	\$ 9.49	\$ 13.97	\$ 12.50
Production Workers, All Other	51-9199	\$ 12.80	\$ 10.11	\$ 14.15	\$ 12.49
Production, Planning, and Expediting Clerks	43-5061	\$ 19.27	\$ 13.65	\$ 22.08	\$ 17.54
Purchasing Agents, Except Wholesale, Retail, and Farm Products	13-1023	\$ 23.83	\$ 16.61	\$ 27.43	\$ 22.32
Registered Nurses	29-1141	\$ 25.24	\$ 19.12	\$ 28.30	\$ 24.88
Sales Representatives, Services, All Other	41-3099	\$ 20.24	\$ 10.32	\$ 25.20	\$ 18.49
Secretaries and Administrative Assistants, Except Legal, Medical,	43-6014	\$ 13.96	\$ 9.54	\$ 16.16	\$ 13.18
Separating, Filtering, Clarifying, Precipitating, and Still Machine Setters, Operators, and Tenders	51-9012	\$ 19.88	\$ 11.15	\$ 24.24	\$ 18.94
Shipping, Receiving, and Traffic Clerks	43-5071	\$ 14.40	\$ 10.13	\$ 16.53	\$ 13.69
Soil and Plant Scientists	19-1013	\$ 27.18	\$ 17.42	\$ 32.07	\$ 27.15
Stock Clerks and Order Fillers	43-5081	\$ 10.56	\$ 8.13	\$ 11.78	\$ 9.38
Transportation, Storage, and Distribution Managers	11-3071	\$ 34.33	\$ 22.48	\$ 40.25	\$ 30.56
Veterinarians	29-1131	\$ 39.15	\$ 24.04	\$ 46.70	\$ 34.11
Veterinary Technologists and Technicians	29-2056	\$ 13.27	\$ 10.67	\$ 14.57	\$ 13.12
Water and Wastewater Treatment Plant and System Operators	51-8031	\$ 18.67	\$ 13.55	\$ 21.23	\$ 18.82
Weighers, Measurers, Checkers, and Samplers, Recordkeeping	43-5111	\$ 13.87	\$ 9.80	\$ 15.91	\$ 13.29

The 2013 Iowa Wage data for the North Central Iowa Alliance Regional Laborshed area was produced by the Labor Force & Occupational Analysis Bureau to provide communities local information on wages by occupation. The source of the wage and employment data is based on the May 2012 OES estimates. Additional occupational wage and employment data can be found at <http://iwin.iwd.state.ia.us/iowa/OlmisZine>.