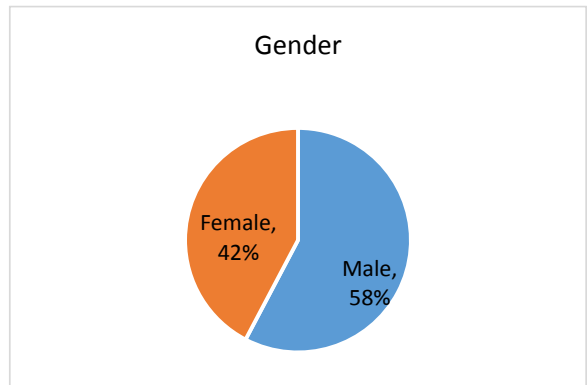


# Kitsap Point-In-Time Homeless Count 2016 Local Questions (Jail version) RESULTS Total surveys = 78

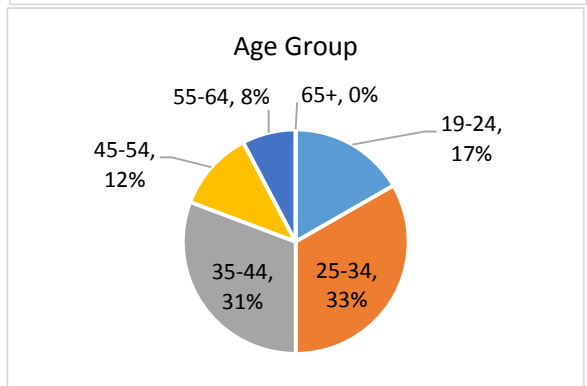
## 1. Are you:

Gender	Number	%
Male	45	58%
Female	33	42%



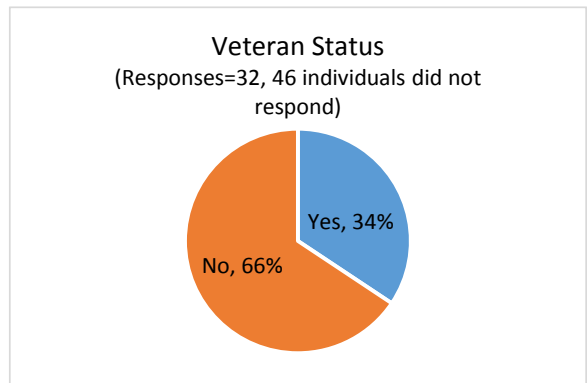
## 2. What is your age:

Age Group	Number	%
19-24	13	17%
25-34	26	33%
35-44	24	31%
45-54	9	12%
55-64	6	8%
65+	0	0%



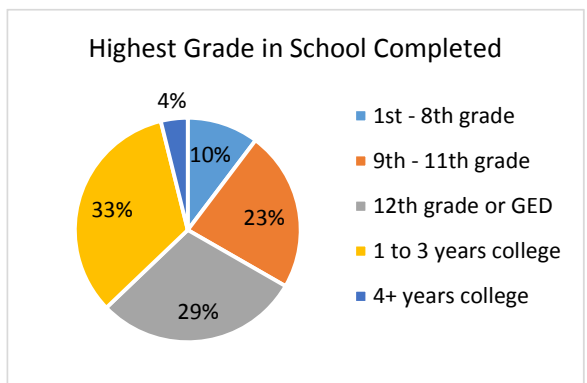
## Are you a veteran?

N=32 46 did not answer		Number	%
Yes		11	34%
No		21	66%



## 3. What is the highest grade or year in school that you have completed?

Grade	Number	%
1st - 8th grade	8	10%
9th - 11th grade	18	23%
12th grade or GED	23	29%
1-3 years university, tech school, community college	26	33%
4+ years university	3	4%



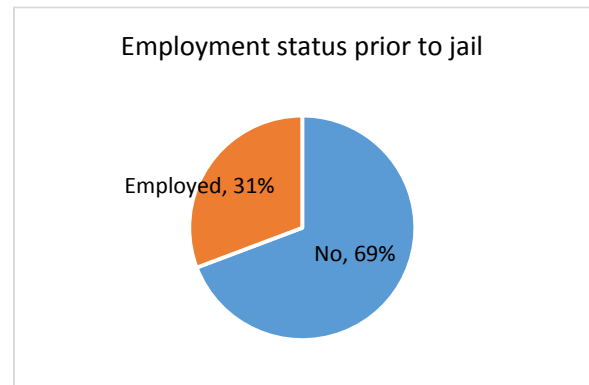
# Kitsap Point-In-Time Homeless Count 2016 Local Questions (Jail version) RESULTS Total surveys = 78

### 3a) Are you currently attending or do you plan to attend additional education after receiving your diploma or GED?

Highest grade level completed:	Yes, Currently or planning more school post diploma or GED
1st - 8th grade	50%
9th - 11th grade	78%
12th grade or GED	79%
1 to 3 years college	57%
4+ years college	67%

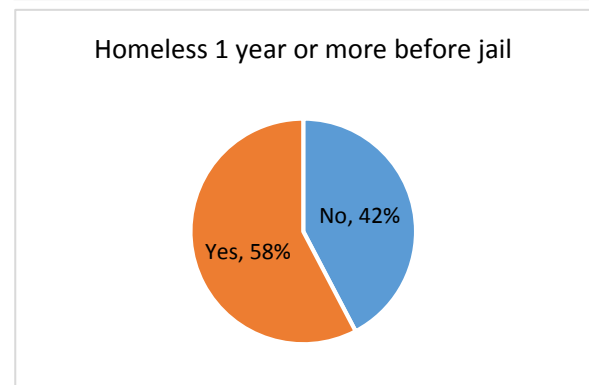
### 4. Were you employed prior to coming to jail:

	Number	%		
Full time	8	10%	Employed	31%
Part time	6	8%		
Yes	10	13%		
No	54	69%		



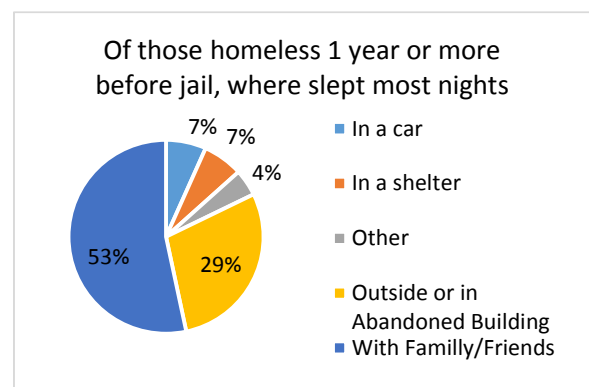
### 5. Prior to coming to jail, were you continuously homeless for a year or more?

	Number	%
Yes	45	58%
No	33	42%



### 5a) Prior to coming to jail, on most nights, where did you sleep?

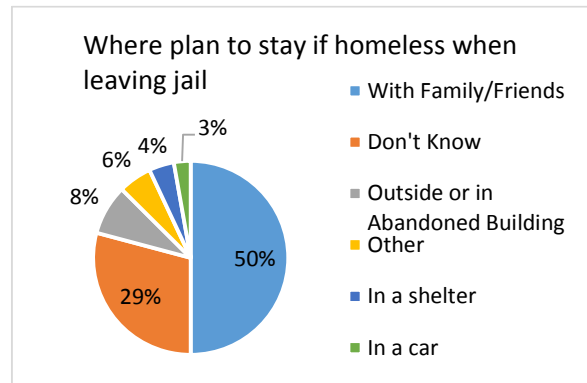
Of those homeless 1 year or more before jail (N=45):	Number	%
In a car	3	7%
In a shelter	3	7%
Other (wherever, camping)	2	4%
Outside or in Abandoned Building	13	29%
With Family/Friends	24	53%



# Kitsap Point-In-Time Homeless Count 2016 Local Questions (Jail version) RESULTS Total surveys = 78

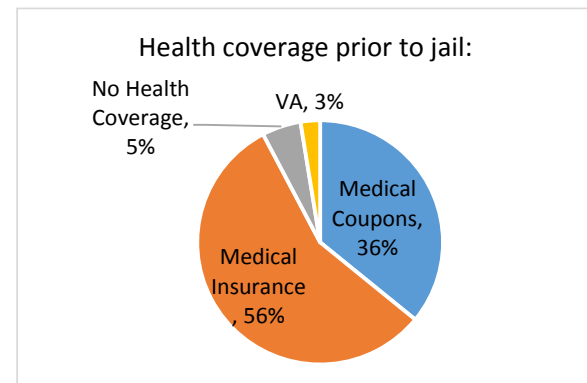
## 6. If you will be homeless when you leave jail, where do you plan to stay?

N=72	Number	%
With Family/Friends	36	50%
Don't Know	21	29%
Outside or in Abandoned Building	6	8%
Other: sober house (2), treatment (2)	4	6%
In a shelter	3	4%
In a car	2	3%



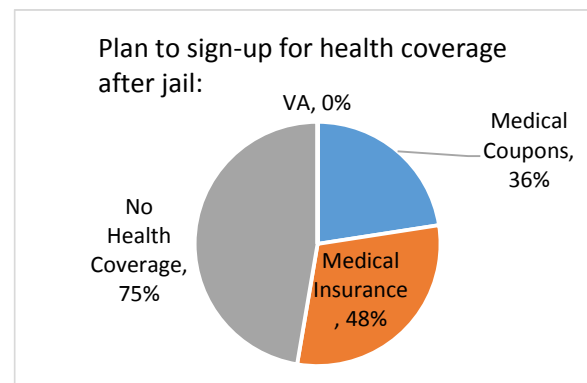
## 7. Prior to coming to jail, did you have:

	Number	%
Medical Coupons	28	36%
Medical Insurance	44	56%
No Health Coverage	4	5%
VA	2	3%



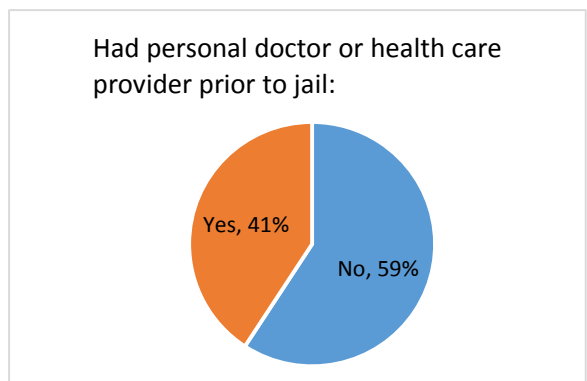
## 7a) When you leave jail, do you plan to sign up for healthcare coverage through the Healthcare Exchange (Obamacare)?

Of those with:	Total	Number who plan to sign up	%
Medical Coupons	28	10	36%
Medical Insurance	44	21	48%
No Health Coverage	4	3	75%
VA	2	0	0%



## 8. Prior to jail, did you have one person you consider to be your personal doctor or health care provider?

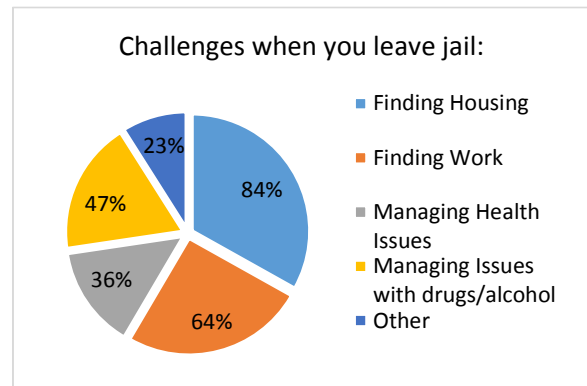
N=76	Number	%
No	45	59%
Yes, only 1	31	41%
Yes, more than 1	0	0%



# Kitsap Point-In-Time Homeless Count 2016 Local Questions (Jail version) RESULTS Total surveys = 78

**9. Which of the following will be challenges for you when you leave jail? Please check all that apply.**

N=75	TOTAL	%
Finding Housing	63	84%
Finding Work	48	64%
Managing Health Issues	27	36%
Managing Issues with drugs/alcohol	35	47%
Other	17	23%



**Other** responses grouped by themes (number of people mentioning)

MENTAL HEALTH ISSUE (3)
CUSTODY/CARING FOR KIDS (3)
TRANSPORTATION (2)
DON'T KNOW WHO/WHERE TO GO FOR HELP (2)
DISPUTE WITH NEIGHBORS (1)
A HOME TO PUT ON CLOTHES (1)
CLEAN & SOBER HOUSING (1)
DV CLASSES & MONEY TO PAY (1)
PREGNANT (1)
BACK PAIN (1)
OBTAINING ID (1)

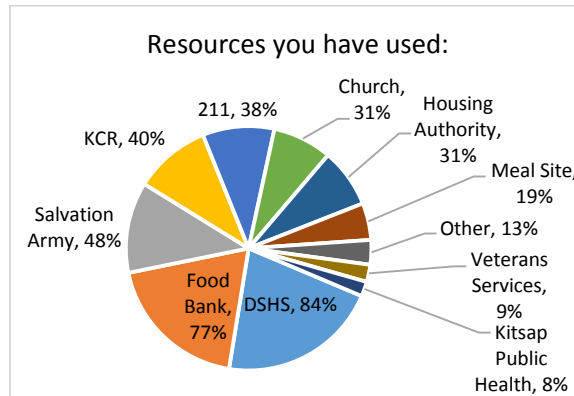
**10. In order of 1 to 6 with 1 being the most important, how would you rank the importance of these services to you when you leave jail?**

	First to sixth most important service and % marking each service type:					
	FIRST	SECOND	THIRD	FOURTH	FIFTH	SIXTH
Supportive Housing	55%	13%	10%	8%	1%	6%
Drug/Alcohol Treatment or Support	16%	11%	23%	10%	15%	23%
Job Placement	13%	43%	8%	18%	8%	15%
Medical or Mental Health Care	8%	20%	29%	22%	18%	6%
Dental Care	6%	3%	14%	23%	28%	28%
Mentor to Help with Daily Challenges	3%	11%	16%	19%	28%	23%

# Kitsap Point-In-Time Homeless Count 2016 Local Questions (Jail version) RESULTS Total surveys = 78

## 11. Which of these resources have you used (mark all that apply):

N=77	TOTAL	%
DSHS	65	84%
Food Bank	59	77%
Salvation Army	37	48%
KCR	31	40%
211	29	38%
Church	24	31%
Housing Authority	24	31%
Meal Site	15	19%
Other	10	13%
Veterans Services	7	9%
Kitsap Public Health	6	8%

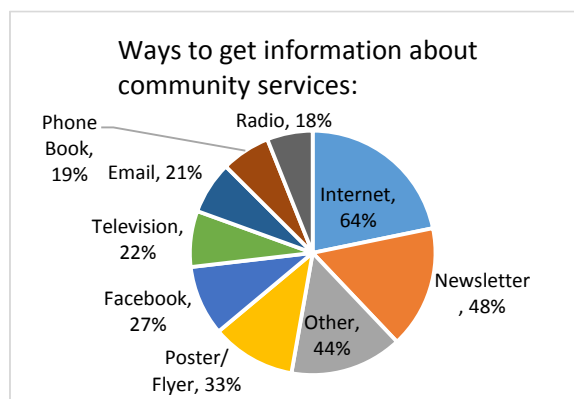


### Other responses (number of people mentioning)

KMHS (4)
Kitsap Public Health (3)
None (2)
St. Vincent de Paul (1)
Transitional Housing (1)
Treatment Centers (1)

## 12. When you need information about services in the community, which of these do you rely on? (mark all that apply)

N=73	TOTAL	%
Internet	47	64%
Newsletters	35	48%
Other	32	44%
Poster/Flyer	24	33%
Facebook	20	27%
Television	16	22%
Email	15	21%
Phone Book	14	19%
Radio	13	18%



### Other responses grouped by themes (number of people mentioning)

Word of Mouth (13)
Friends (7)
Agencies/Organizations (7)
Family (3)
None (2)