


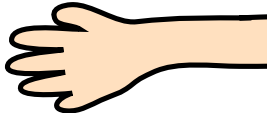

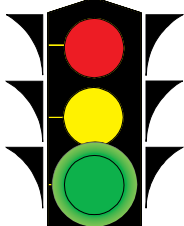



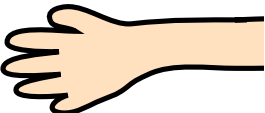






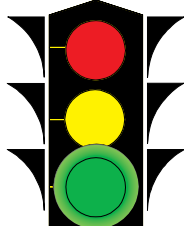


Cut chips along dotted line 

 <p>STOP SIGN Come to a complete STOP when you see this sign.</p>	 <p>TIRE Always check the air in your tires before getting on your bike.</p>	 <p>HAND SIGN This signals that you would like to turn left.</p>	 <p>BIKE SIGN This sign means bicycle crossing warning. Be courteous to others and stay alert.</p>
 <p>GREEN Green means 'go.' But always use caution.</p>	 <p>T-SHIRT See and be seen. Always wear bright clothes when riding.</p>	 <p>HELMET Always wear your helmet.</p>	 <p>HAND SIGN This signals that you would like to turn right.</p>
 <p>HAND SIGN This signals that you would like to turn left.</p>	 <p>BIKE SIGN This sign means bicycle crossing warning. Be courteous to others and stay alert.</p>	 <p>T-SHIRT See and be seen. Always wear bright clothes when riding.</p>	 <p>TIRE Always check the air in your tires before getting on your bike.</p>
 <p>HELMET Always wear your helmet.</p>	 <p>STOP SIGN Come to a complete STOP when you see this sign.</p>	 <p>HAND SIGN This signals that you would like to turn right.</p>	 <p>GREEN Green means 'go.' But always use caution.</p>

Cut chips along dotted line  — — — — —

