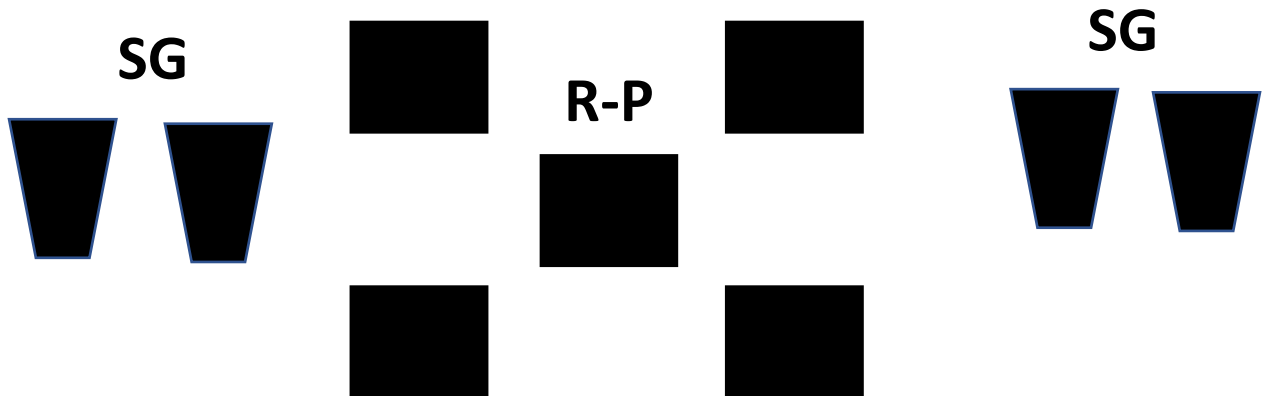


STAGE ONE

10 – RIFLE

10 REVOLVER

4 + - SHOTGUN



LEFT



CENTER



RIGHT

STAGING:

Revolvers loaded w/ 5 rounds each holstered. Rifle loaded w/ 10 rounds, safely staged at Center Table, Open MT Shotgun in hand.

HOW TO SHOOT THE STAGE: STANDING AT LEFT OR RIGHT TABLE AT THE READY W/ SHOTGUN AND AMMO IN HANDS INDICATE READY BY SAYING: **SADDLE UP!** ATB, ENGAGE TWO SHOTGUN TARGETS UNTIL DOWN. TAKING SHOTGUN W/ YOU MOVE TO CENTER TABLE AND W/ RIFLE AND REVOLVERS ENGAGE R-P TARGETS W/ 4 ROUNDS EACH ANY ORDER, MOVE TO NEXT TABLE AND ENGAGE REMAINING TWO SHOTGUN TARGETS 'TILL DOWN.

NOTE: MAY START W/ SHOTGUN AMMO IN HAND.

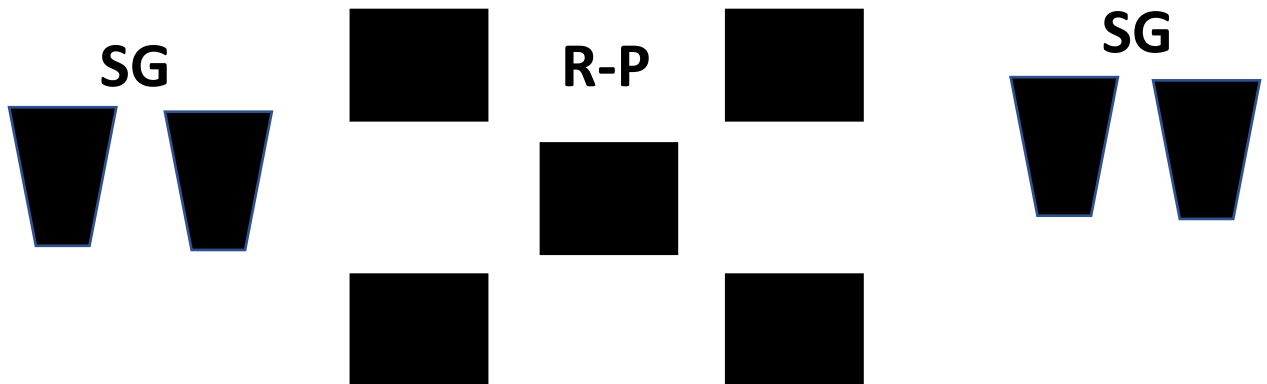
ORDER: SHOTGUN FIRST – SHOTGUN LAST

STAGE TWO

10 – RIFLE

10 REVOLVER

4 + - SHOTGUN



LEFT



CENTER



RIGHT

STAGING:

Revolvers loaded w/ 5 rounds each holstered. Rifle loaded w/ 10 rounds, safely staged at Center Table, Open MT Shotgun on table Left or Right. **HOW TO SHOOT THE STAGE:** STANDING AT TABLE LEFT OR RIGHT W/ BOTH HANDS ON TABLE INDICATE READY BY SAYING: **RIDE BOLDLY RIDE!** AT THE BEEP ENGAGE TWO SHOTGUN TARGETS 'TILL DOWN. TAKING SHOTGUN W/ YOU, MOVE TO CENTER TABLE W/ RIFLE OR REVOLVERS ENGAGE R-P TARGETS W/ 2 ROUNDS EACH ANY ORDER REPEAT. W/ SHOTGUN MOVE TO NEXT TABLE AND ENGAGE LAST TWO SHOTGUN TARGETS 'TILL DOWN. **NOTE:** ROUND COUNT **ORDER:** SHOTGUN FIRST – SHOTGUN LAST

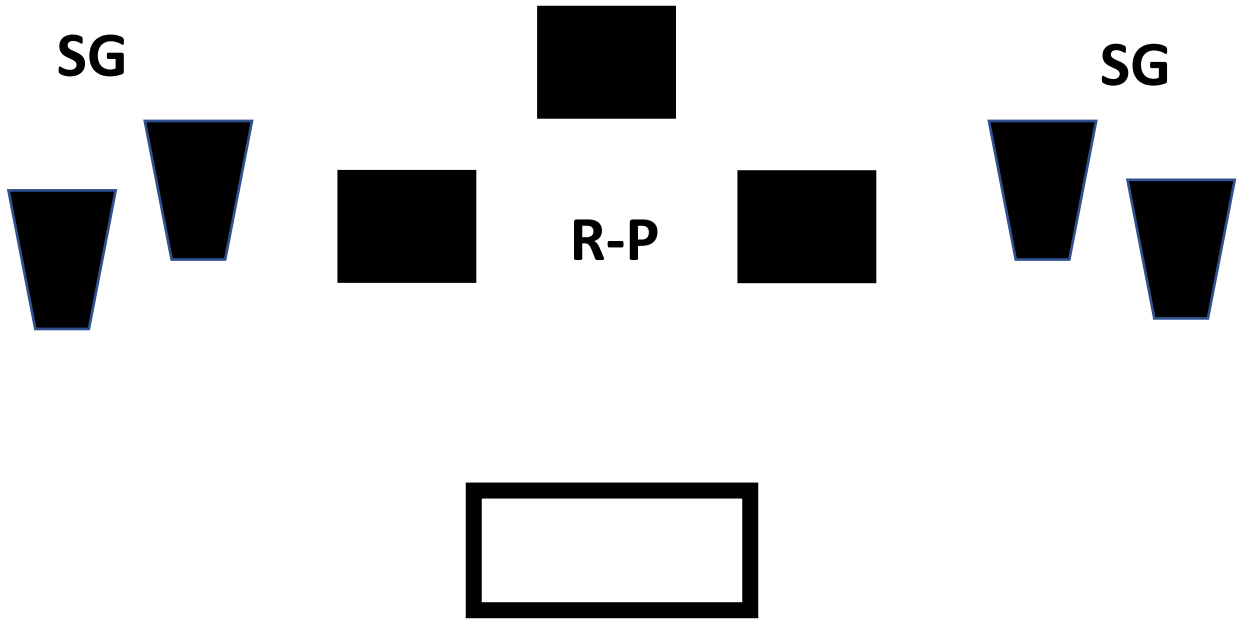
ARIZONA YAVAPAI RANGERS NOVEMBER 2020

STAGE THREE

10 – RIFLE

10 REVOLVER

4 + - SHOTGUN



STAGING:

Revolvers loaded w/ 5 rounds each . Rifle loaded w/ 10 rounds & open, empty shotgun, ALL GUNS STAGED ON TABLE.

HOW TO SHOOT THE STAGE: FROM TABLE BOTH HANDS TOUCHING HAT, SHOOTER INDICATES READY BY SAYING: **“PICK ‘EM UP AND PUT ‘EM DOWN”**. ATB – WITH REVOLVERS ENGAGE TARGETS IN A 2-1-2 SWEEP FROM LEFT TO RIGHT, REPEAT IN SAME ORDER W/ SECOND REVOLVER AND RIFLE. ENGAGE SHOTGUN TARGETS ‘TILL DOWN.

NOTE: ALL GUNS START ON AND RETURN TO TABLE.

ORDER: SHOOTER CHOICE – RIFLE MAY NOT BE LAST.

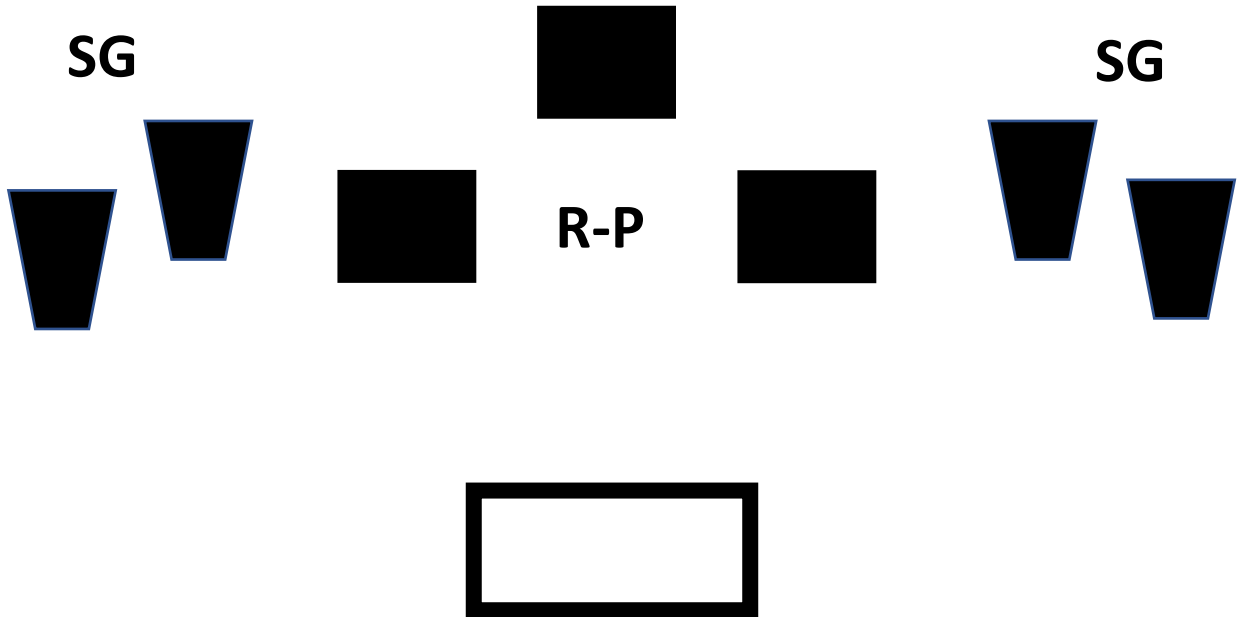
ARIZONA YAVAPAI RANGERS NOVEMBER 2020

STAGE FOUR

10 – RIFLE

10 REVOLVER

4 + - SHOTGUN



STAGING:

Revolvers loaded w/ 5 rounds each and holstered . Rifle loaded w/ 10 rounds & open, empty shotgun, on table.

HOW TO SHOOT THE STAGE: FROM TABLE BOTH HANDS TOUCHING HAT, SHOOTER INDICATES READY BY SAYING: **"I'M HERE SHORTY"**.

ATB – WITH REVOLVERS ENGAGE TARGETS IN A 3-4-3 SWEEP FROM EITHER END, RETURN TO HOLSTERS. W/ RIFLE REPEAT, PLACE RIFLE ON TABLE AND W/ SHOTGUN ENGAGE FOUR KD TARGETS 'TILL DOWN.


ORDER: SHOOTER CHOICE – RIFLE MAY NOT BE LAST.

STAGE FIVE

10 – RIFLE

10 REVOLVER

4 + - SHOTGUN



POS 1



POS 2

STAGING:

Revolvers loaded w/ 5 rounds each holstered. Rifle loaded w/ 10 rounds & open, empty shotgun staged safely at POS 2.

HOW TO SHOOT THE STAGE: FROM POSITION 1 RIFLE IN HANDS, MUZZLE TOUCHING TABLE, SHOOTER INDICATES READY BY SAYING **“ROUNDER”** . ATB – W/ RIFLE AT POSITION 1 ENGAGE RP TARGETS IN A CLOCKWISE DOUBLE TAP SWEEP STARTING ON TOP TARGET. REPEAT W/ REVOLVERS, MOVE TO POSITION 2, W/ SHOTGUN ENGAGE B-KD-B-KD.


ORDER: RIFLE – REVOLVERS - SHOTGUN

STAGE SIX

10 – RIFLE

10 REVOLVER

4 + - SHOTGUN



POS 1



POS 2

STAGING:

Revolvers loaded w/ 5 rounds each holstered. Rifle loaded w/ 10 rounds staged at POS 1 & open, empty shotgun staged safely at POS 2.

HOW TO SHOOT THE STAGE: FROM POSITION 1 HANDS TOUCHING GUN OR GUNS SHOOTER INDICATES READY BY SAYING “**CRISS CROSS**” . ATB – W/ REVOLVERS AT POSITION 1 ALTERNATE SIDE TO SIDE FOR 5 ROUNDS THEN UPPER AND LOWER FOR 5 ROUNDS. W/ RIFLE REPEAT.

MOVE TO POSITION 2, W/ SHOTGUN ENGAGE KD-B-KD-B.

ORDER: REVOLVERS – RIFLE - SHOTGUN