

## Registering for CIMS Supplemental Book Materials on Moodle

Step 1: Click on the link regarding your particular Moodle Project Space of interest

1. Traversing the Valley of Death - CIMS Member Access


<https://moodle-projects.wolfware.ncsu.edu/course/view.php?id=2269>

2. 8-Step Process - CIMS Member Access

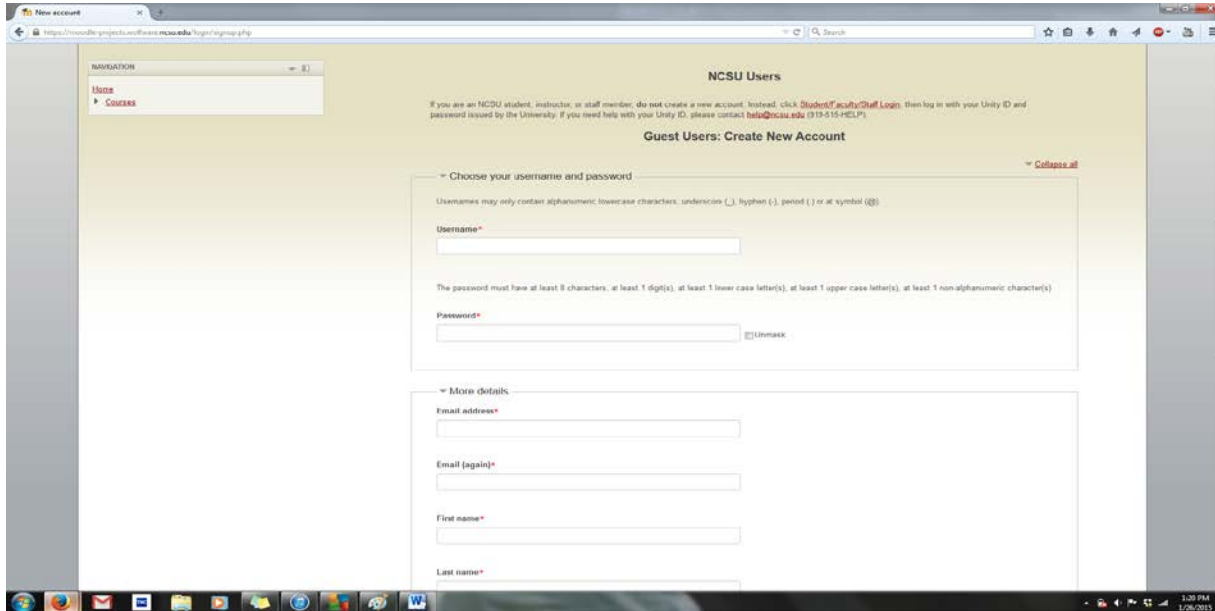
<https://moodle-projects.wolfware.ncsu.edu/course/view.php?id=2271>

Step 2: Select create new account on the **right side**

The screenshot shows the Moodle Projects login page. The page is titled "Moodle Projects" and features two main sections: "NCSU Users" and "New Guest Users". The "NCSU Users" section includes a "Student/Faculty/Staff Login" button with the NCSU logo and a "Guest Login" button. The "New Guest Users" section includes a "Create new account" button, which is circled in blue. Below this is an "Anonymous Access" section with a "Use Anonymous Access" button. The page also contains instructions for new users and a note for NCSU affiliates. The browser address bar shows "https://moodle-projects.wolfware.ncsu.edu/login/index.php".



Step 3: Fill out your information accordingly.




The screenshot shows a web browser window displaying the 'NCSU Users' page. The page title is 'NCSU Users' and the main heading is 'Guest Users: Create New Account'. There is a navigation menu on the left with 'Home' and 'Courses'. The main content area contains a form with the following sections:

- Choose your username and password:** Includes a 'Username\*' field and a 'Password\*' field. A note states: 'Usernames may only contain alphanumeric, lowercase characters, underscore (\_), hyphen (-), period (.) or at symbol (@)'. Another note states: 'The password must have at least 8 characters, at least 1 digit(s), at least 1 lower case letter(s), at least 1 upper case letter(s), at least 1 non-alphanumeric character(s)'. There is a 'Collapse all' link on the right.
- More details:** Includes fields for 'Email address\*', 'Email (again)\*', 'First name\*', and 'Last name\*'.

Step 3: Once you have confirmed your profile, email Michelle Grainger at [mlgraing@ncsu.edu](mailto:mlgraing@ncsu.edu) to inform her you have created a guest account on Moodle. In your email, be sure to provide her with the **first and last name** you used in the creation of your account in order for her to find you in the system. She will then respond with a confirmation email to verify that you have been successfully enrolled.

***Note: You only will need to create one account to access both webpages.***




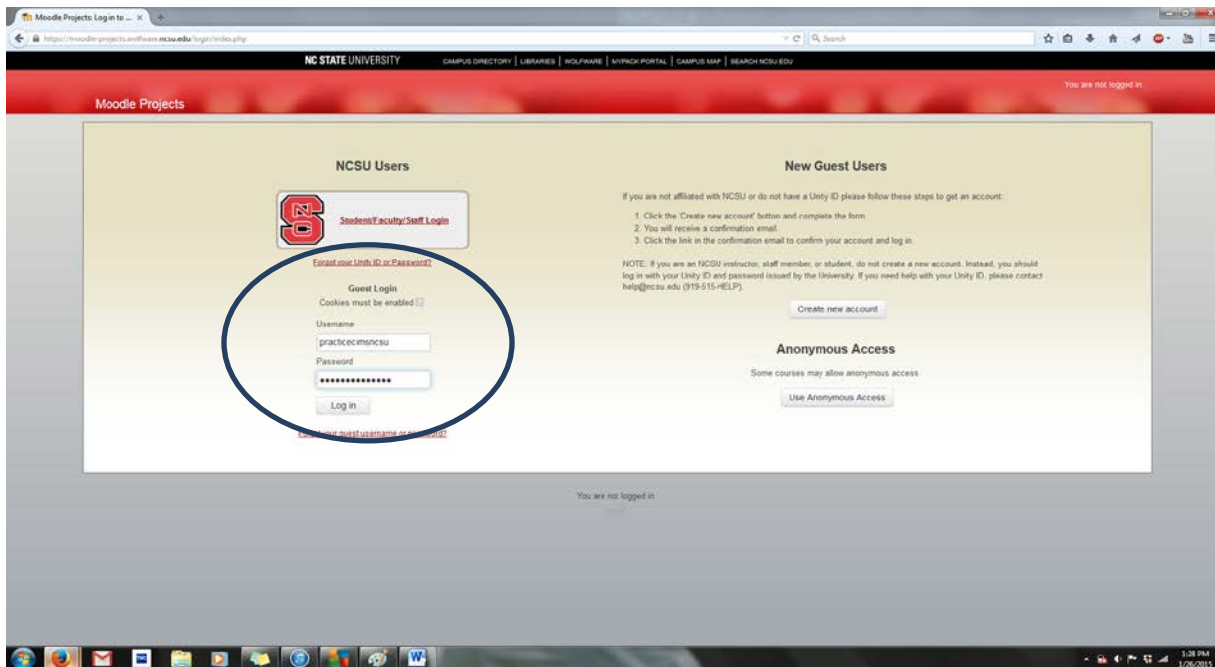
Step 4: Referring back to the previous links, click on either to return to the Moodle site. Log in using your created username and password under Guest Login.

1. Traversing the Valley of Death - CIMS Member Access

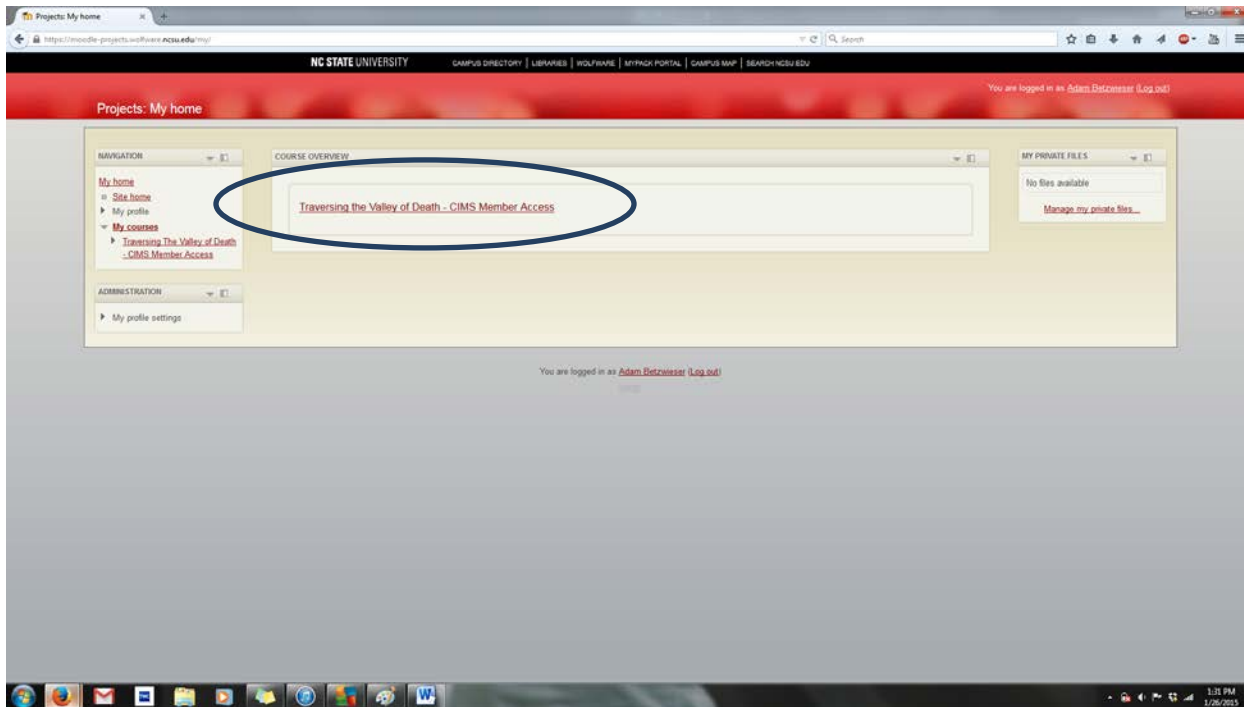
<https://moodle-projects.wolfware.ncsu.edu/course/view.php?id=2269>

2. 8-Step Process - CIMS Member Access

<https://moodle-projects.wolfware.ncsu.edu/course/view.php?id=2271>



Step 5: Click on your specific Moodle Project Space material to open up the Moodle portal.



Final:

