



Help Wanted in Eastern Oregon

*Results from the 2016
Job Vacancy Survey*



Eastern Oregon had roughly 900 job vacancies at any given time in 2016.

We surveyed 1,200 private employers in Baker, Grant, Harney, Malheur, Morrow, Union, Umatilla, and Wallowa counties with two or more employees during 2016.

If they were hiring, we asked about each vacancy's:

- ✓ Job title
- ✓ Full- or part-time status
- ✓ Permanent or temporary status
- ✓ Starting wage or salary
- ✓ Educational and experience requirements

Health care had the largest number of job vacancies.

Eastern Oregon Job Vacancies by Industry, 2016

Industry	Vacancies
All Industries	893
Health care and social assistance	295
Leisure and hospitality	92
Retail trade	89
Natural resources and mining	63
Construction	62
Manufacturing	62
Financial activities	55
Information	51
Transportation, warehousing, and utilities	39
Other services	26
Professional and technical services	20
Administrative, management, and waste services	20
Wholesale trade	19



Office support and personal care occupations represented the largest number of vacancies by occupational group.

Eastern Oregon Job Vacancies by Occupation Group, 2016

Occupation Group	Vacancies
All Occupations	893
Office and Administrative Support	135
Personal Care and Service	107
Transportation and Material Moving	105
Health Care Practitioners and Technical	76
Construction and Extraction	62
Farming, Fishing, and Forestry	59
Sales and Related	56
Production	54
Installation, Maintenance, and Repair	47
Health Care Support	38
Food Preparation and Serving Related	35
Community and Social Service	25
Management	24
Business and Financial Operations	21
Building and Grounds Cleaning and Maintenance	20
Computer and Mathematical	10
Arts, Design, Entertainment, Sports, and Media	8
Protective Service	8
Architecture and Engineering	2
Life, Physical, and Social Science	1



Eastern Oregon businesses reported job vacancies in 103 different occupations.

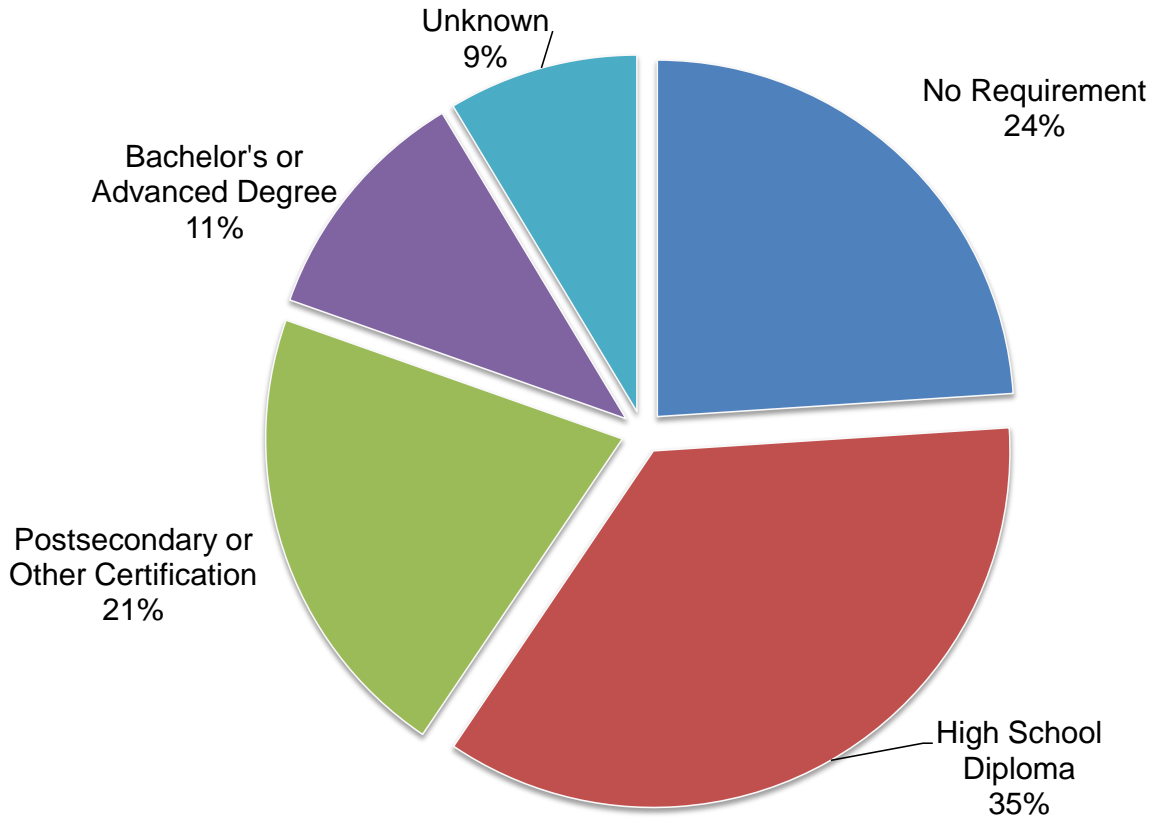
Top 20 Eastern Oregon Occupations With the Highest Number of Job Vacancies, 2016

Occupation	Vacancies
All Occupations	893
Personal Care Aides	87
Electricians	58
Heavy and Tractor-Trailer Truck Drivers	34
Emergency Medical Technicians and Paramedics	33
Farmworkers and Laborers, Crop, Nursery, and Greenhouse	33
Cashiers	28
Nursing Assistants	27
Tellers	26
Bus Drivers, School or Special Client	26
Hotel, Motel, and Resort Desk Clerks	25
Customer Service Representatives	22
Automotive and Watercraft Service Attendants	21
Recreation Workers	19
Food Batchmakers	17
Janitors and Cleaners, Except Maids and Housekeeping Cleaners	16
Clergy	16
Secretaries and Administrative Assistants, Except Legal, Medical, and Executiv	16
Stock Clerks and Order Fillers	14
Production Workers, All Other	14
Farmworkers, Farm, Ranch, and Aquacultural Animals	14



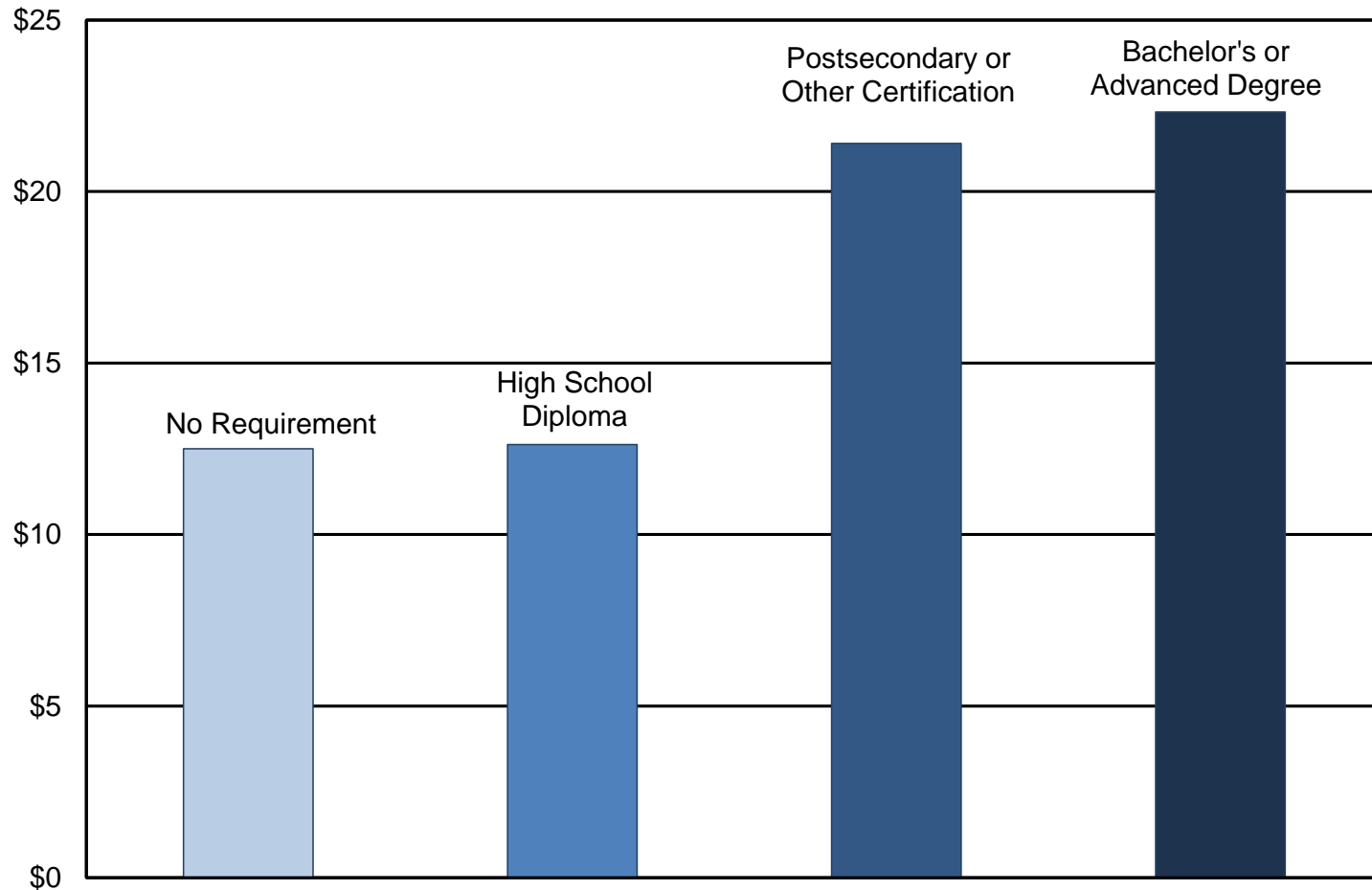
Six out of 10 (59%) of regional vacancies required no education beyond high school.

Eastern Oregon Job Vacancies by Educational Requirement, 2016



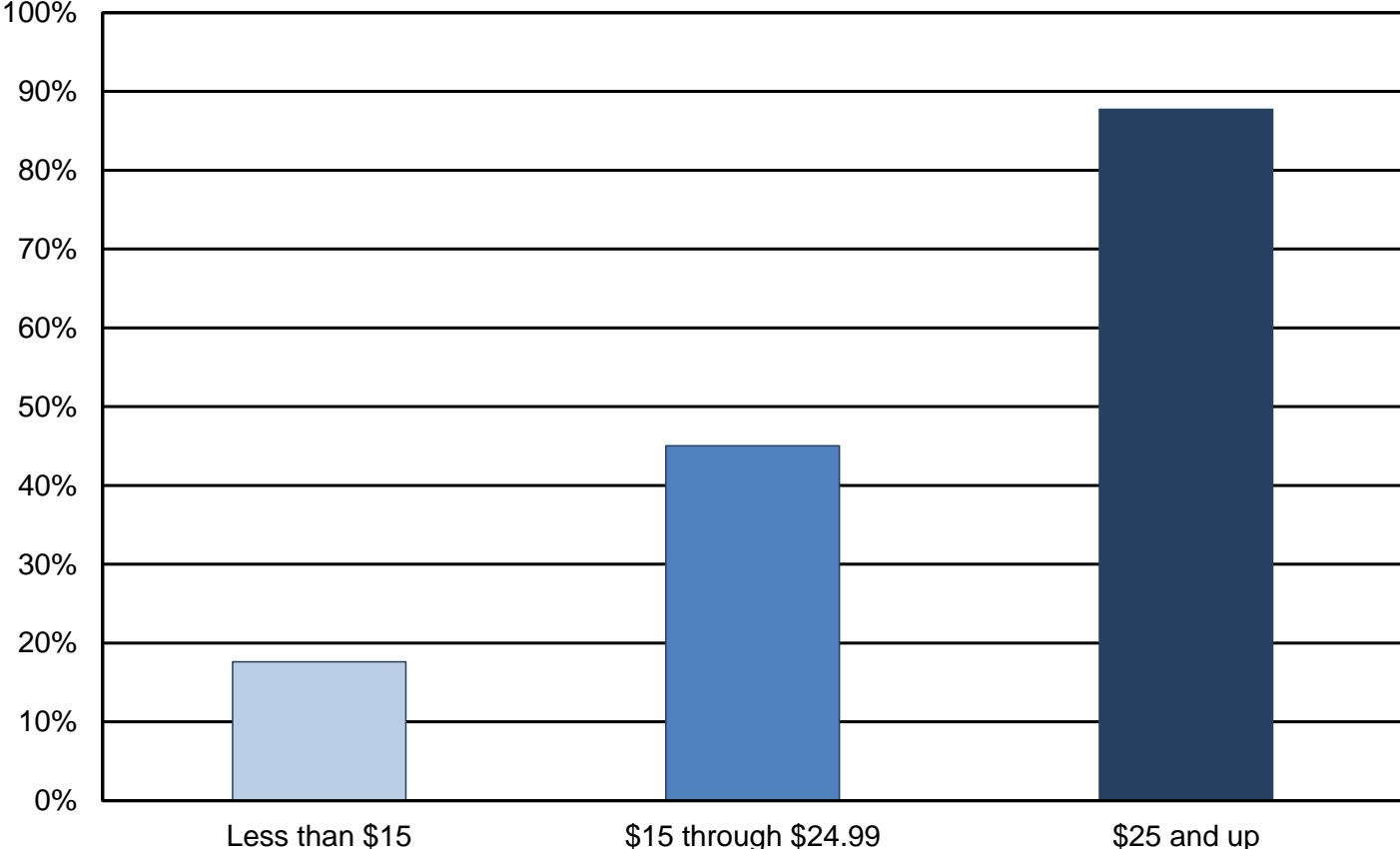
Average hourly wages generally increase along with educational requirements for job vacancies...

**Average Hourly Wage for Eastern Oregon Job Vacancies
by Educational Requirement, 2016**



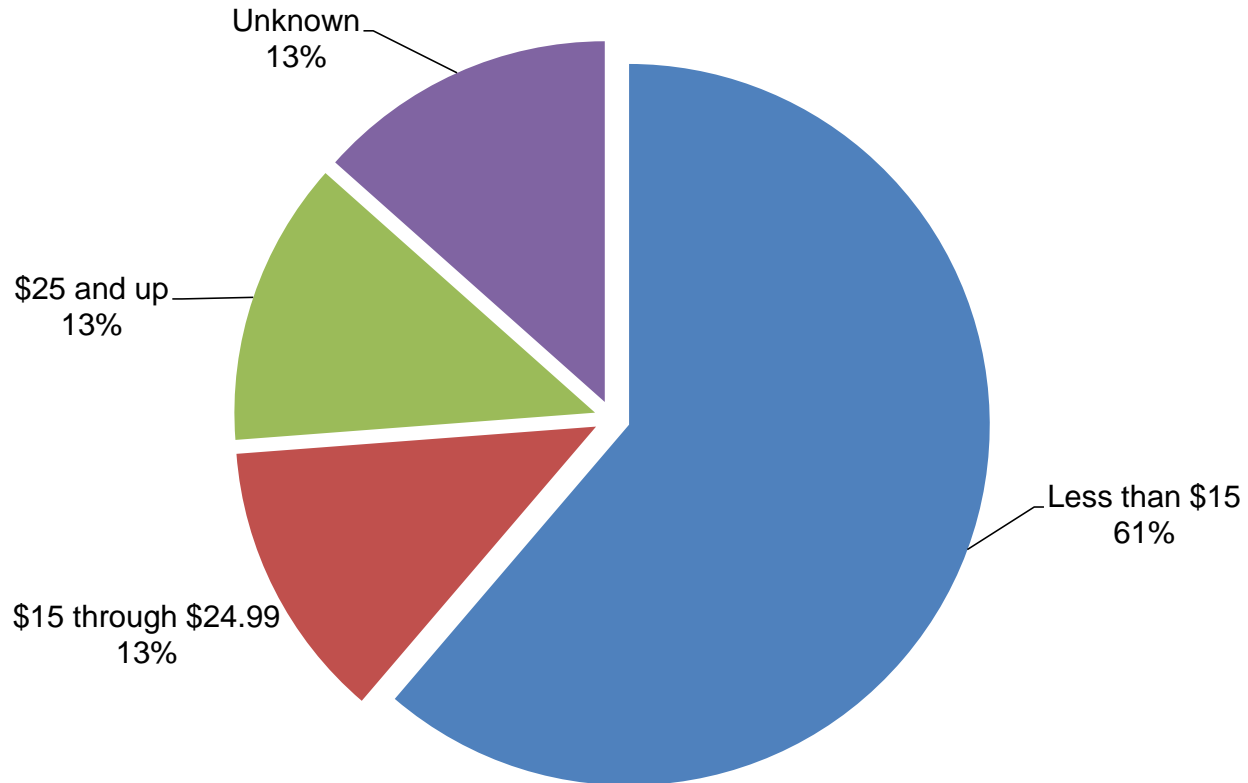
... and high-paying vacancies are more likely to require education beyond high school.

Share of Eastern Oregon Job Vacancies Requiring Education Beyond High School by Hourly Wage Range, 2016



Six out of 10 (61%) of all vacancies in the region pay less than \$15 per hour.

Eastern Oregon Job Vacancies by Hourly Wage, 2016



Vacancies requiring higher education are more likely to be high-paying, full-time, and require prior experience.

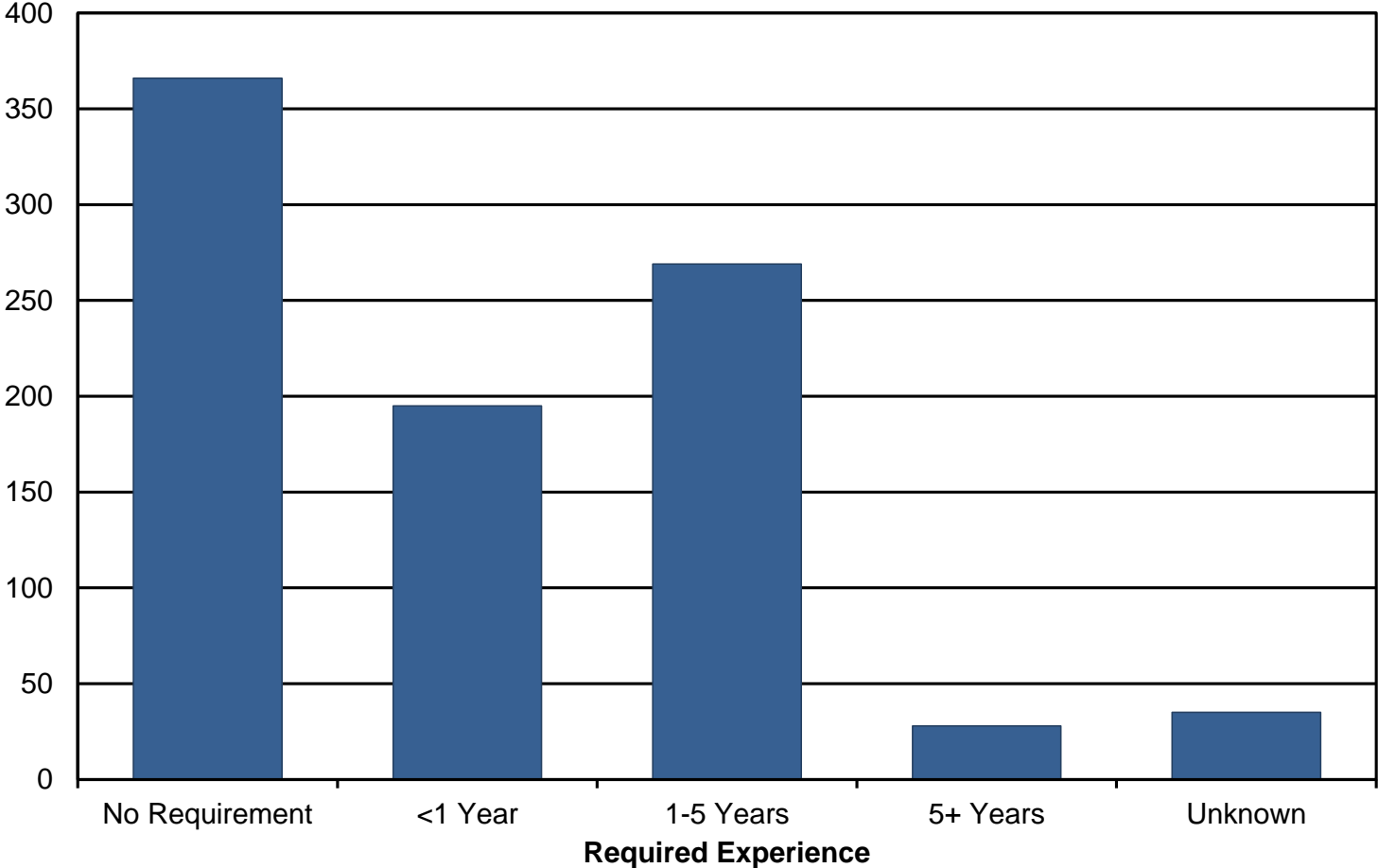
Eastern Oregon Job Vacancies by Required Education Level, 2016

Required Education Level	Vacancies	Average Hourly Wage	Full-time Positions	Permanent Positions	Requiring Previous Experience	Difficult to Fill
All Education Levels	893	\$15.48	66%	94%	55%	74%
No Requirement	214	\$12.50	56%	87%	25%	90%
High School Diploma	317	\$12.62	56%	91%	60%	64%
Postsecondary or Other Certification	187	\$21.40	73%	99%	72%	87%
Bachelor's or Advanced Degree	98	\$22.32	96%	100%	88%	91%
Unknown	77	\$12.21	78%	100%	38%	18%



More than half (55%) of all regional vacancies require previous experience.

Eastern Oregon Job Vacancies Experience Requirement, 2016



High-paying vacancies are more likely to require a combination of education and previous experience.

Eastern Oregon Job Vacancies by Hourly Wage Range, 2016

Wage (per hour)	Vacancies	Average Hourly Wage	Full-time Positions	Permanent Positions	Requiring Education Beyond High School	Requiring Previous Experience	Difficult to Fill
All Wage Ranges	893	\$15.48	66%	94%	35%	55%	74%
Less than \$15	547	\$11.03	49%	90%	18%	39%	77%
\$15 through \$24.99	112	\$19.74	96%	97%	45%	83%	64%
\$25 and up	114	\$32.38	96%	100%	88%	91%	96%
Unknown	120	-	85%	100%	72%	68%	48%



Two out of five vacancies were in the two-county (Multnomah and Washington) Portland Metro area.

Oregon Job Vacancies by Geography, 2016

Geography	Vacancies	Average Hourly Wage	Full-time Positions	Permanent Positions	Requiring Education Beyond High School	Requiring Previous Experience	Difficult to Fill
Oregon Statewide	50,751	\$16.97	72%	90%	31%	61%	64%
Portland Metro	22,618	\$18.02	69%	96%	34%	65%	64%
Mid-Valley	7,994	\$14.82	78%	88%	22%	55%	62%
Clackamas	4,807	\$16.58	82%	92%	25%	65%	64%
Central Oregon/East Cascades	4,413	\$16.92	72%	72%	33%	50%	65%
Rogue Valley	2,992	\$14.68	81%	84%	26%	53%	71%
Lane	2,821	\$15.91	67%	89%	43%	69%	65%
Northwest Oregon	2,126	\$15.28	58%	87%	24%	57%	68%
Southwestern Oregon	1,081	\$15.94	73%	88%	28%	57%	72%
Multi-area or unknown	1,006	\$28.96	86%	64%	57%	80%	39%
Eastern Oregon	893	\$15.48	66%	94%	35%	55%	74%



Chris Rich, Regional Economist
Oregon Employment Department
Christopher.M.Rich@oregon.gov
(541) 519-0315

Join the conversation:
OregonEmployment.blogspot.com
Twitter @OrEmployment

