




24 pc  
pz

Create  
Create  
Create














# T34

SCREENED (TYPE 1)

# T34-76

(FACTORY 112). 2 IN 1

Border

• READY TO ASSEMBLE PRECISION MODEL KIT

• MODELING SKILLS HELPFUL IF UNDER 14 YEARS OF AGE

• MODEL MAY VARY FROM IMAGE ON BOX

• CEMENT AND PAINT NOT INCLUDED

**2 IN 1**

ソビエト中戦車T34/76 112工場製

T-34 экранированный (тип 1)  
T-34/76 (завод 112) 2 в 1

- \* PE PARTS
- \* PAIR OF STOWAGE
- \* METAL GUN BARREL
- \* FULL TURRET INTERIOR
- \* WORKABLE TRACK LINKS & SUSPENSION



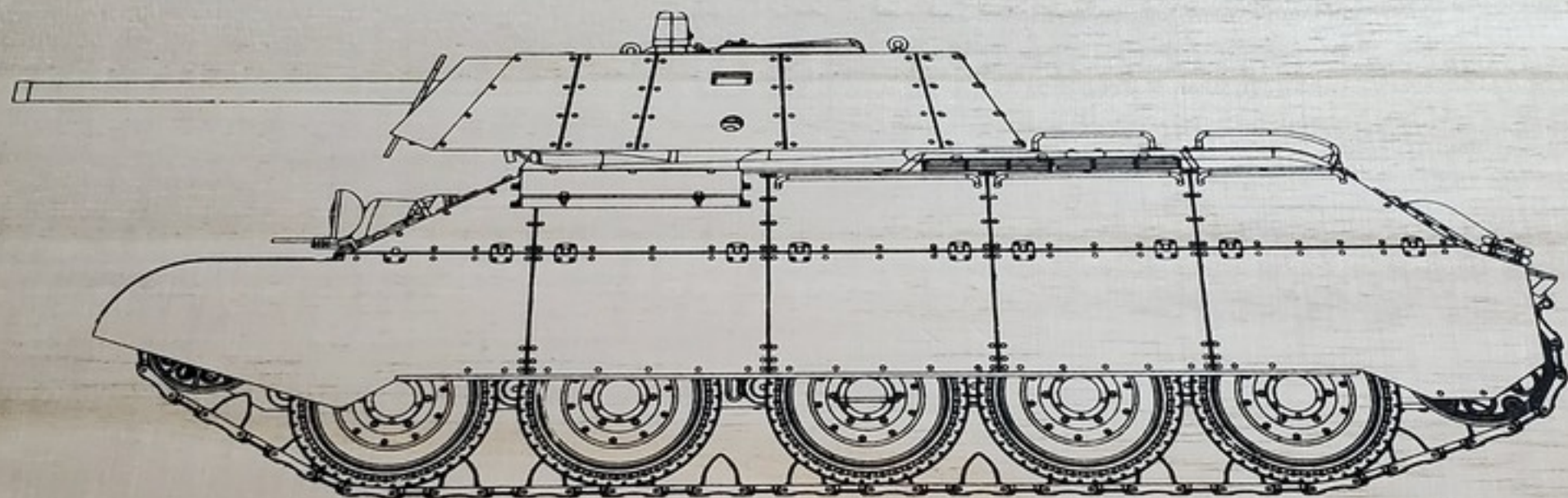
JASON 2020

## BATTLE OF KURSK

**1/35**  
SCALE  
BT-009



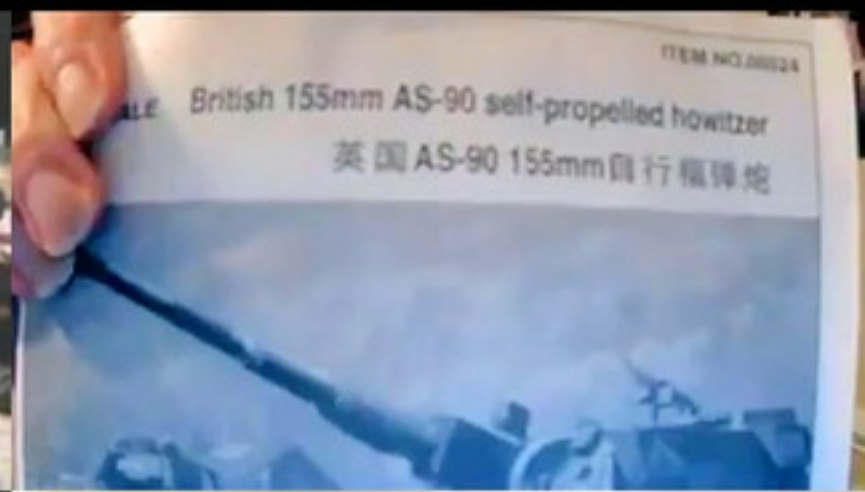


BORDER MODEL BT009 LIMITED EDITION






**T-34 экранированный (тип 1)**  
**T-34/76 (завод 112)**





























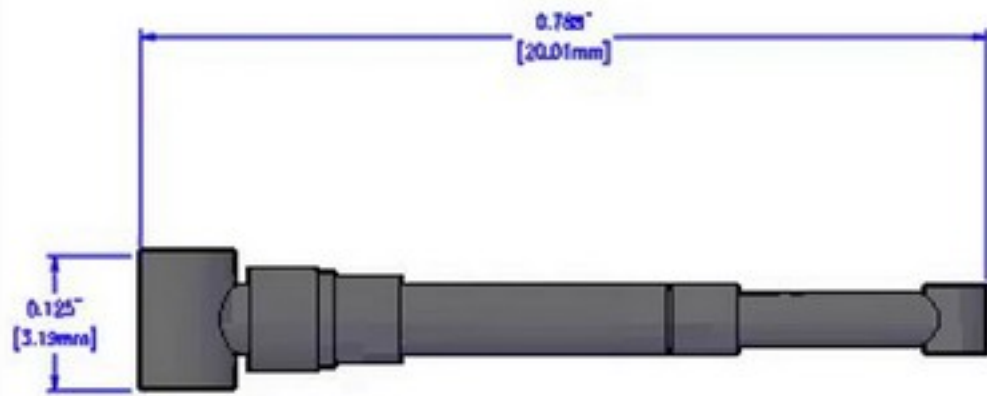


Press ESC or ENTER to exit, or right-click to display shortcut-menu.

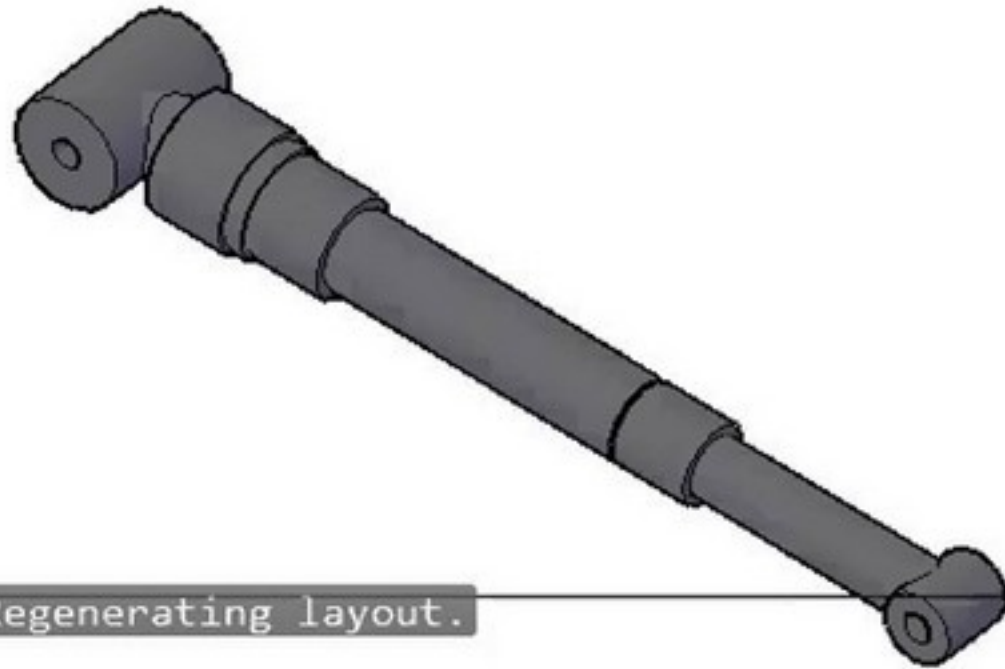
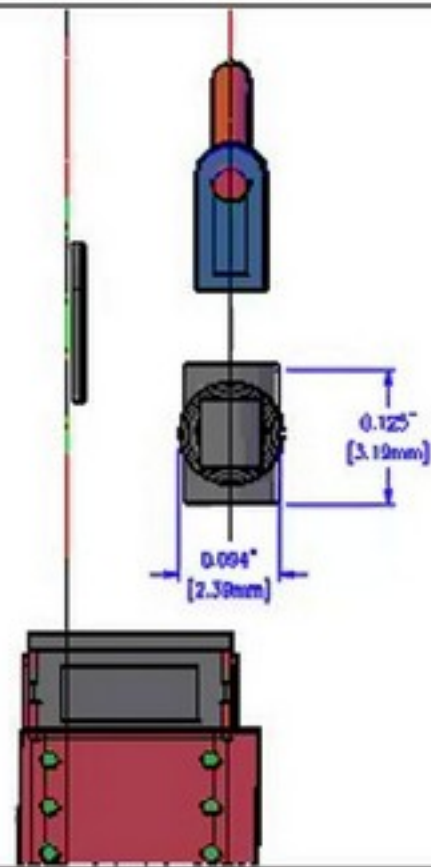








Antenna Lower Support Arm\_Part (1\_72).stl



Command: Regenerating layout.

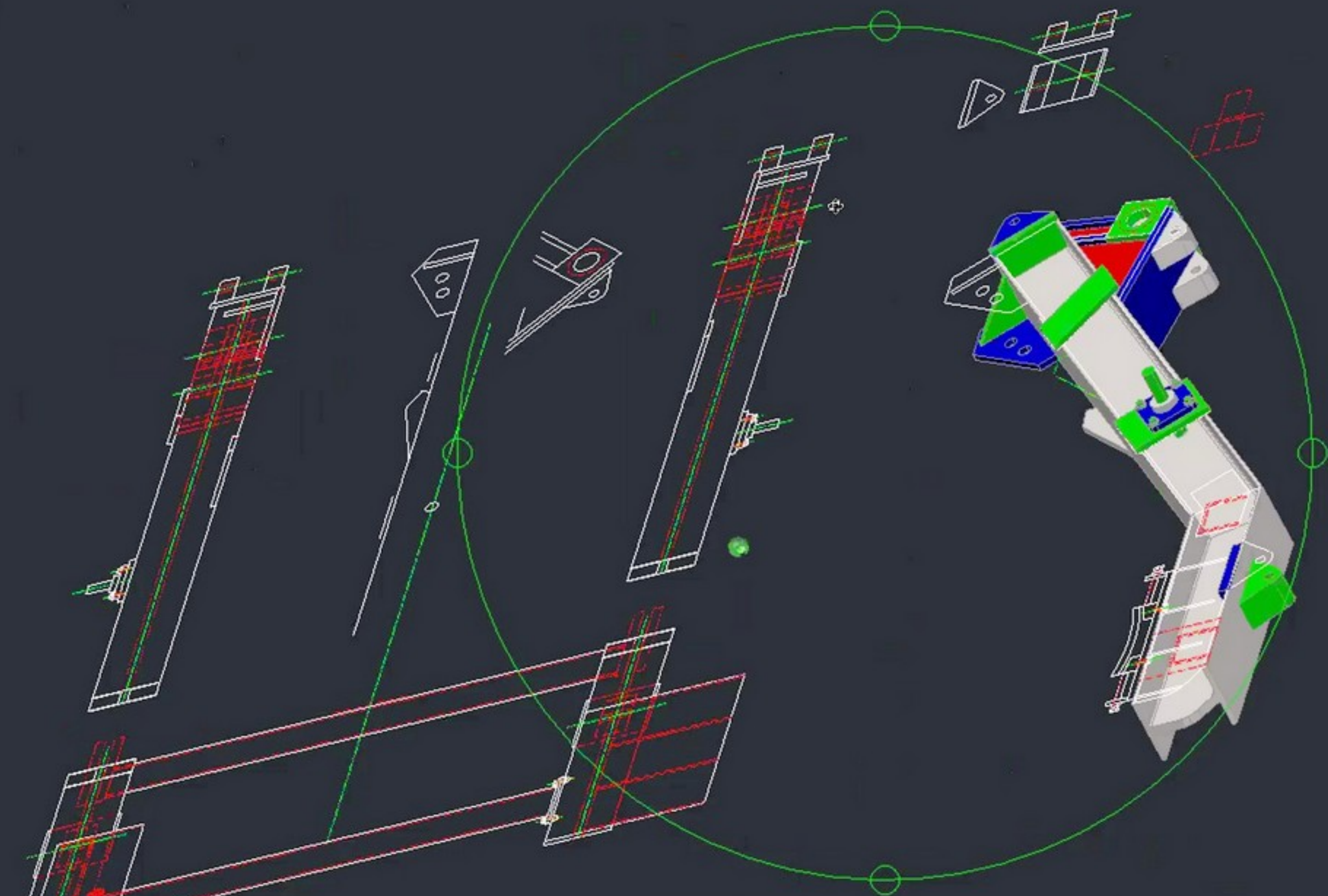
Command:

Enhanced 3D performance is not available for the current visual style.



Type a command





Press ESC or ENTER to exit, or right-click to display shortcut-menu.





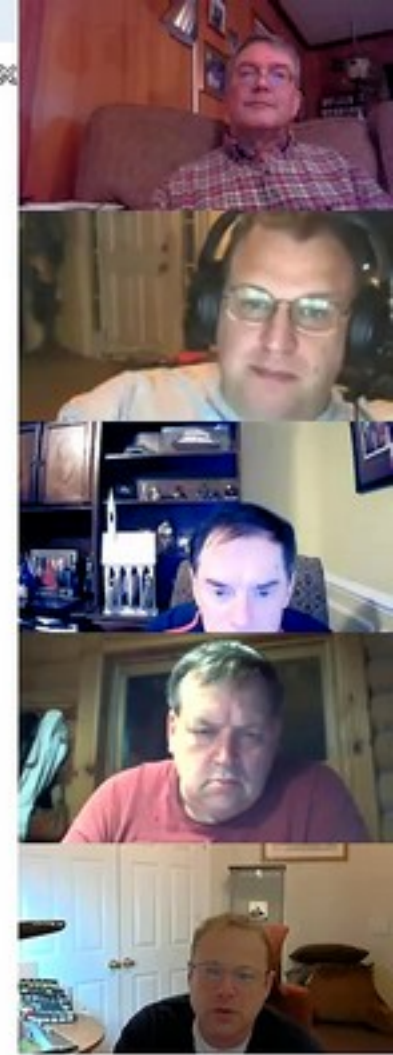




















UAN




OR  
SAFETY  
MA-SET™  
2 fl. oz.  
FOR ALL CA GLUES  
Made in U.S.A. 




75511 11460  
TAMIYA CO.  
WARNING: Read carefully

TAMIYA CO.  
WARNING: Read carefully  
RUBBER BLACK  
XF-85  
Conforms to ASTM D4236  
WARNING: FLAMMABLE  
near heat, sparks,  
eyes, skin,  
flammable  
Keep out of the  
FIRST AID  
At least 15 minutes

4503 28  
DIRECTIONS: Use in well-ventilated area.  
Apply slowly and carefully before use. Allow  
time before recoating. If you get the product  
on each use. Store away from heat and  
up with water. Wash hands with soap  
& water. This product contains chemicals  
which are known in the state of California  
to cause cancer, birth defects, or other  
reproductive harm. See www.P65.ca.gov for  
more information. © 2005 Tamiya Co.

MODERN  
COLOR  
AV  
vallejo  
OSC. 871  
LE

























**TIGER SQUADRON PHANTOM**

McDonnell-Douglas F-4J(UK)  
No. 74 Squadron, Royal Air Force  
RAF Waddington, circa 1990



1/72<sup>nd</sup> scale (1" = 6')






**TIGER SQUADRON PHANTOM**

McDonnell-Douglas F-4J(UK)  
No. 74 Squadron, Royal Air Force  
RAF Waltham, circa 1990  
1/72<sup>nd</sup> scale (1" = 6')

AC72-0068

F-4E, O & J, USS Constellation VF-111  
USS Constellation VF-142



21<sup>ST</sup> CENTURY

Colors  
Printed  
in the  
USA

SCALE DECALS

AC72-0038

F-4E, F-4E, F-4E, F-4E



THE MODELER'S CHOICE FOR THE 21<sup>ST</sup> CENTURY

THE WORLD'S LARGEST SELECTION OF SCALE DECALS

Colors  
Printed  
in the  
USA

MICROSCALE DECALS  
FOR THE REALISM



**One of the best known and most colorful of all Phantoms from the Vietnam War era was this F-4B which served as VF-51's CAG aircraft aboard USS CORAL SEA, CV-43. The eagle motif on the fuselage was known as the "Supersonic Can Opener." (Copyright photograph by Warren Munkasy from the Detail & Scale Collection)**





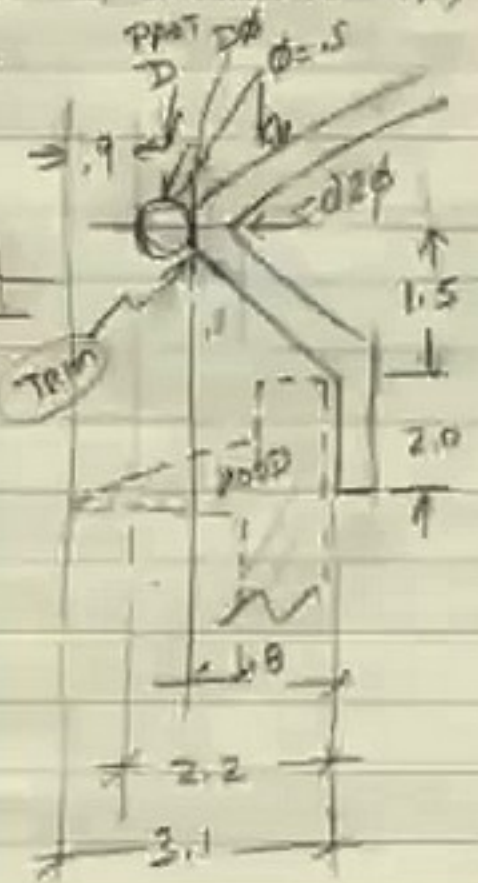
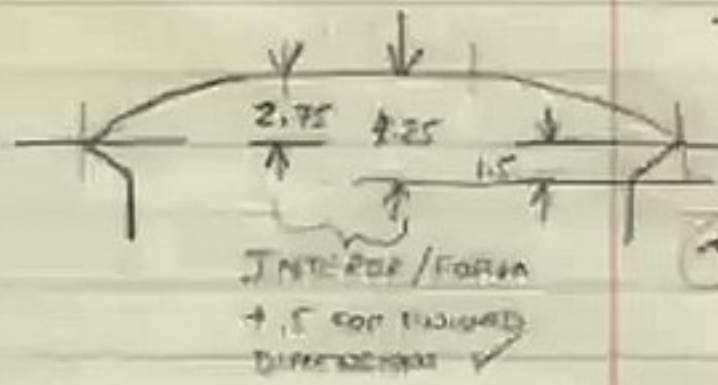
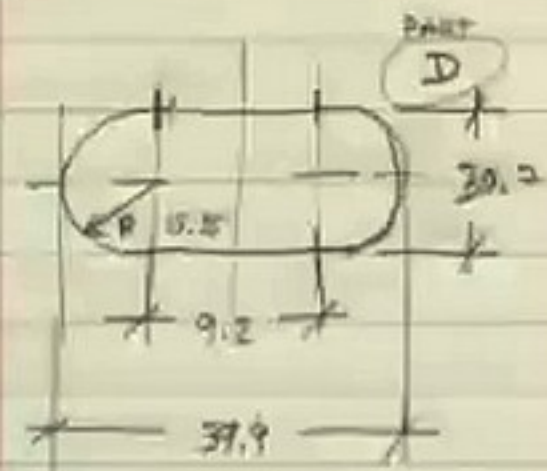
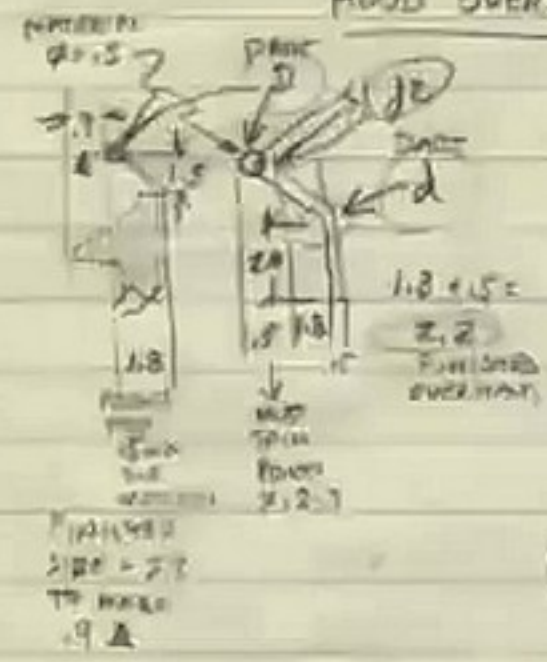


INTERIOR


PART D

26.3 wide	13.15	INTERIOR RADIUS	$\frac{35.5}{2}$
35.5 LONG	9.2	CENTER TO CENTER	$\frac{26.3}{2}$


(MEASURED FROM HOOD OVERHANG FROM INTERIOR)





DZ Dimensions L x W =  
 D(1) L x W =  
 38.9 x 29.7 R=14.85  
 29.2  
 9.2
































































































13JAN21 Meeting:

[Virtual meeting using Zoom due to Covid-19; ran by Ralph Nardone, and 7 other club members participated]

1. All-Terrain Scout-Transport (AT-ST) (Star Wars Legion Game), 1/35 – Dave Varettoni
2. Soviet Object 268, Berlin 1958/60 What If (Trumpeter + scratch-made RPG Screens, Add-On Armor), 1/35 – Dave Varettoni
3. T-34E (First Type of Spaced Armour) or T-34/76 (112 factory) (Border Model 2 in 1, Kit No. BT-009), 1/35 – Dave Varettoni [Dave's not giving up the cool wooden box!]
4. British AS-90 155mm Self-propelled Howitzer (Trumpeter Kit No. 00324), 1/35 – Michael Child
5. British Challenger 2 MBT (OP.Telic) Iraq 2003 (Trumpeter Kit No. 00323), 1/35 – Michael Child
6. Warrior MCV "Iraq 2003" (Trumpeter Kit No.13201), 1/35 – Michael Child
7. Challenger 2 TES, British Main Battle Tank (Ryefield Model Kit No. RM-5039), 1/35 – Michael Child
8. Defender XD "Wolf" W.M.I.K. with Modern UK Infantrymen, Present Day (Hobby Boss Kit No. 82446 + Master Box Kit No. MB35180), 1/35 – Michael Child
9. Images of Vietnam War Era AN/MPQ-4A Counter Mortar Radar (3D designed parts), 1/72 – Jeff Nelson
10. Factory Ruin with Steam Boiler (Royal Model), 1/35 – Bryan Moeller [first building in a few decades!]
11. NVA Type 59 (MiniArt + AK EasyCast Texture Medium & Real Colors, Empire City Decals, Paracel Figures & Stowage), 1/35 – Tim Darrah
12. Bergpanzer 38 with 60cm Infrared Searchlight, B.G. 1251 "Uhu-III" (Thunder Models & AFV Club + spares box parts), 1/35 – Tim Darrah (pictures from FB)
13. Franz Stiegler's Messerschmitt Bf 109 G-6 (Revell + ? decals), 1/32 – Trevor Edwards
14. F4J (UK) RAF No. 74 Squadron (Academy + Belly Strap, Eduard "Zoom"? PE, styro sheet base), 1/72 – Ralph Nardone
15. USN F4B (Hasegawa + Verlinden resin Seats, Eduard PE, Microscale decals for VF-51 CAG "Supersonic Can Opener"), 1/72 – Ralph Nardone
16. Funnel Frames for HMS Hood (3D design & printed Forms, scratch made frames from soldered brass/copper Wire & Sheet), 1/200 – Mike Roof
17. E.W. Springs' WWI Sopwith Camel, 148th Aero Squadron US Air Service (Wing Nut Wings + Elliott White's Decals SC Aviator Markings, HGW Seat Belts), 1/32 – Mike Roof
18. Sherman Firefly Vc "Spitfire" of the 27<sup>th</sup> Armored Brigade, D-day (DML, from Bob Spagnola's estate + Star Decals), 1/35 – Ben Brandes
19. Russian T-62 Mod. 1975 with KMT-6 Mine Plow (Trumpeter), 1/35 – Ben Brandes, kit finished by Barry Nelson (Jeff's brother)

Raffle: nothing

During the 13JAN21 Zoom Meeting, among the business agenda items discussed were the following:

1. **2021 membership dues are due.** Adult membership remains \$12 for the year. I will be sending in the AMPS national membership club subsidy letter at the end of the 1st calendar quarter of the year (i.e. in March) for renewals and any new memberships.

**IF your dues are not paid up and current, I will not be including you in this 1st qtr. letter.** Only members in good standing will be included in it.

You can pay your dues either in person at one of our monthly Saturday "modelers gaggles," or by mailing a check to me. If you pay by check (in person or by mail), please make it out to AMPS Central South Carolina so I can deposit it directly into the club bank account.

2. 2021 Contest Update:

a. Vendors - We have 8 paid vendors on 18 tables right now with 3 more vendors who have informed Timmy that their reservations are in the mail. When those arrive, we'll have 11 vendors on 21 tables. This is about 1/3 of our total available vendor tables already sold in the first two weeks of our official show announcement. **Tables are going fast, and we expect another sellout.**

b. Our Food Truck Coordinator is Mike Gearon from the IPMS club. We still need a backup from the AMPS club. If you want to do something to support the show, please consider volunteering for this position.

c. Contest Website - Our website is up and running. Ralph is adding new content continuously as it becomes available to him. Latest additions are the contest rules and procedures and the 2020 Theme Award description (a carryover).

d. **We need suggestions for the 2021 Theme Award before our next regular Zoom meeting in February (NLT 09 FEB 21).** We will discuss the submissions and vote to pick the top 3 during the February meeting. The IPMS chapter will do the same, submit their top 3. The contest committee will then discuss the top picks from both clubs and select one. This 2021 Theme Award will be made in addition to the 2020 Theme Award.

e. Matthew Goodman is going to head up the local show publicity effort for this year. **If you have any ideas about or contacts with any radio stations, TV news contacts, or other local media outlets, please get with Matt to inform him.** We need all the help we can get to assist us in spreading the word about the show to the general public.

3. Our next combined AMPS-IPMS "Informal, Outdoor Modelers Gaggle" will be this coming Saturday, 20 FEB 21, starting NET 1130 am and continuing until the last person leaves. Location as usual at my shop. If you need directions, please let me know, and I'll send them to you.

Finally: Those of you who are not participating in the monthly Zoom meetings are really missing out. Also, don't forget that we have (and have extended) a standing invitation to also join in the IPMS Mid-Carolina monthly Zoom meetings, too.

Happy modeling!

Mike Roof  
Chapter Contact  
AMPS Central SC