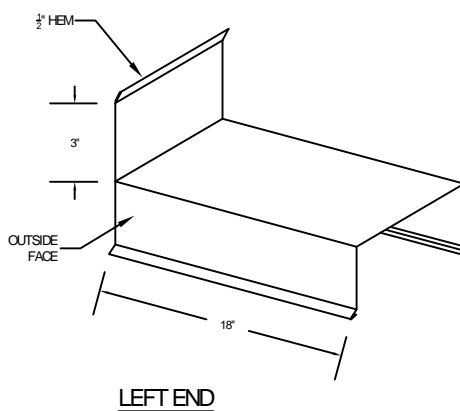
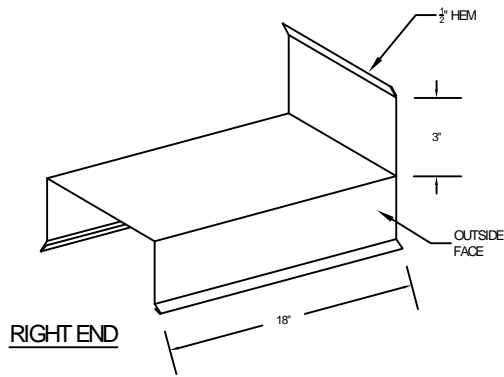
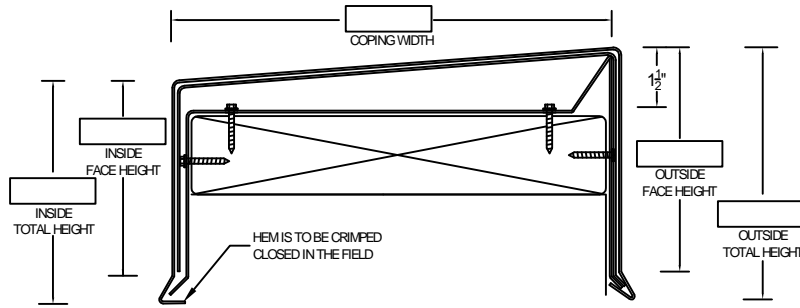


COPING END WALL, TAPERED COPING



SPECIFIED DIRECTION FROM ROOF SIDE
ANSI/SPRI ES-1*

MATERIAL (please choose one):

- | | |
|--|--|
| <input type="checkbox"/> 24 GA Steel | <input type="checkbox"/> .040 Aluminum |
| <input type="checkbox"/> 22 GA Steel | <input type="checkbox"/> .050 Aluminum |
| <input type="checkbox"/> .032 Aluminum | <input type="checkbox"/> .063 Aluminum |

Other: _____
Color: _____
Finish: _____

Quantities:

_____ Right End Wall(s)
_____ Left End Wall(s)

Miter/End Cap Fabrication Requirements:

- | | |
|---|---|
| <input type="checkbox"/> Pop Rivet & Sealed | <input type="checkbox"/> Welded (see note)* |
|---|---|

Installation:

- 1) Cleats are to be installed 40" O/C, coping hem crimped to cleat
- 2) 8 - 1.5" SS Ring Shank nails per cleat, minimum
- 3) Splice plates require 2 beads of sealant per side of coping

Sheet ___ of ___.

DWG# 740-006

Notes:

- 1) *Accessory Welding is only available in 040 aluminum or heavier
- 2) External splice plates are available upon request
- 3) Written approval is required prior to fabrication, contractor is responsible for all dimensions and quantities. Fabricated items are not returnable.

Temple Architectural Products
638 Moore Rd
Avon Lake, OH 44012

Phone: (216) 440-3595
Alternate: (330) 348-3983
Fax: (440) 653-9883

Project Name: _____

Installing Contractor: _____

Contact Name: _____

Contact number: _____

Signed Approval: _____