

FWDP Newsletter

Volume 33 Issue 4 April 2018

**Fort Worth Decorative Painters is a Chapter
of the Society of Decorative Painters
Celebrating 33 Years**



Many thanks to Nancy for teaching the "Grade A chicks" last month. It was fun to see the pattern on so many different surfaces and configurations. I'm not finished yet but working on it and already planning to paint a 2nd set on something new!

April will find us painting "Catch a falling Star" with Dusti. Her samples last month were on a jar lid and tag showing how versatile this cute pattern is.

Dusti will bring a few more boxes of painting books from the chapter's library this month that will be available for purchase. You set the price, whatever you think is fair. All proceeds benefit the chapter. Lots of treasures in there can be yours!

We all always enjoy seeing paintings done at seminars and workshops. If you were one of the lucky painters at Connie Alexander's recent multi-media watercolor class bring your project for our show and tell table.

Judy Wallis received a nice note from Cook Children's Hospital thanking our group for the beautiful memory boxes. We have wondered if they have special requests and they included some for us. Their request is for a pastel background (not black). They said the parents seem to like teddy bears, ducks, flowers, etc. She closed her note stating they appreciate all that our group does for them.

Did you hear we have a Christmas Party chair?! See Yvonne's article for the theme and plans. She and her committee are already working on the details. The party is always fun and a great way to end the year.

Welcome new members Jane Williams and Mary Looney. Jane found us through our website. Mary is a friend of Peggy Thomas. Both were guests at our November meeting. We look forward to painting with you and getting to know you better.

Sharlene



Meeting is April 16, 2018

5:00 Board Meeting 6:00 Social 6:30 Meeting


**Remember to wear
your nametag to
meetings**

FWDP supports the Society of Decorative Painters. Dues are \$60/year. You must be a member of SDP to belong to FWP.
Visit the website at: www.decorativepainters.org

Sunshine—

Sunshine - Suzane Godley

Cards are sent out each month for birthdays, or other needed sunshine. Let me know if you hear of a member in need.



Treasurer's Report—Louise Smith

Treasury report as of March 2nd 2018 is
checking account \$3,662.19
Savings account \$3,711.16
Total assets \$7,373.35

IMPORTANT—PLEASE READ

To allow all our members to paint at each meeting the board has set the following policy.

A short time will be set aside for members to make any payments to the chapter.

Please don't pay the chairmen during the meeting or paint-in.

Items for Newsletter

If you bring a homemade food item to the meeting, please share it.....bring me a copy or send by email so I can put it in the newsletter. Also if you attend seminars, classes etc. please send photo.

Monthly Raffles



Janie or Pam will notify you if you have signed up to bring a raffle item.

Memory Boxes—Judy Wallis

Hi Judy:

Thank you so much for the beautiful boxes! Our child life specialist has a request....could the base color be pastels and not black since they are for the babies mementoes? The parents seem to also like pictures of teddy bears/ducks/flowers/etc. We really appreciate all that your group does for us!!



Website & PR

Website and PR - Suzane Godley

Articles are sent monthly to local newspapers. Invite a friend to a meeting or talk up the Chapter. More info is always available on the website if needed.

HOSPITALITY - Armida Guzman



The following have volunteered to provide us with delicious treats for our April meeting. Thanks to those who furnished the delicious food for us in March.

Main Dish: Juanita Munoz and Delfa Munoz Munoz

Side Dish: Sharlene King

Desert: Louise Smith and Jane Williams

A thank you in advance.

Armida

2018 Board

Elected Officers:

President:	Sharlene King
Vice/Program/Pres. Elect:	Nancy Genetti
Vice/Membership/Directory:	Judy Wallis
Secretary/Newsletter:	Peggy Thomas
Treasurer:	Louise Smith

Committees:

Christmas Party:	Yvonne Lowrie
Hospitality/Table Attendant:	Armida Guzman
Monthly Raffle:	Janie Wood and Pam Martinez
Website/Publicity:	Suzane Godley
Parliamentarian:	Yvonne Lowrie
Saturday Specials	Dusti Dancer
Seminars	Nancy Genetti
Sunshine/Birthdays:	Suzane Godley
Memory Boxes	Judy Wallis



Programs - Nancy Genetti

Do I thank myself?? Anyway I hope you all had fun painting "Funky Chickens" and maybe learned a thing or two.

The April project will be taught by Dusti. A darling snowman on a jar lid or surface of your choice. See details elsewhere in this newsletter.

We are giving you information a newsletter ahead so you have more time to collect your supplies. The sneak preview this month is Painting on Rocks with Sharlene.

We have been having a great turnout for the meetings with most of you painting. This is great for our chapter and a way to have more fun and perhaps learn at the same time.

CHRISTMAS COWGIRL - DENIM, DIAMONDS, DESSERTS

With a western boot as our Chapter logo, the Christmas Party will take that as its theme! Santa comes in many forms around the word and for us she is female!! And most of us like to wear denim, diamonds and eat desserts! So start thinking about the party on December 10th (second Monday).

Traditionally Chapter members have painted "gifts of five" to exchange, surface of choice but many are tree ornament size and usually painted with the party theme. These are usually put into individual small bags for easy in handing. There is also an ornament exchange. Members are also needed to paint table center piece decorations in keeping with the theme.

Another tradition as a fund raiser has been members giving items to be raffled: painted (vintage and new), art supplies, gift certificates and this year even your favorite dessert in a painted tin.

Thus Santa helpers are needed to paint: table decorations, name tags, favors, raffle items or any other ideas.

Those who have volunteered to help thus far are: Mary Helen Horne, LaRue Hughes, Carolyn Martchenke, Louise Smith, Bettye Stevens, and Judy Wallis.

As Christmas Party Chair, please give your suggestions and how you would like to help to me: **Yvonne Lowrie**, [yvoneelowrie@juno.com](mailto:yvonelowrie@juno.com), 817-923-2901.

2018 Meeting Projects



January Meeting – Beth – Snow globe continuation

February Meeting – LaRue - Christmas Tree Tag



March Meeting – Nancy – Grade A Chicks



April Meeting – Dusti – Snowman Lid



May Meeting – Sharlene – Rocks of Kindness

September Meeting – Dusti – Make It Take It



October Meeting – Louise – Chicken Plate



November Meeting – Nancy – HO HO HO Barrel Stave Santa



April Project

Catch a Falling Star By Barb Jones

DecoArt Paints:

Uniform Blue	Deep Burgundy
Tangelo	Espresso
Tomato Red	Lamp Black

Brushes:

#2 Flat, #10 Flat, Fine Liner or Script Liner, 3/4" Flat for base coating

Other Supplies:

Rust-Oleum Texture Spray Paint (optional if you want texture)
Cord or Ribbon for Ornament
White Graphite
Regular Painting Supplies

Prep before meeting:

Base coat with Uniform Blue (over texture paint if used)
Sand lightly if needed
Transfer Pattern
Base coat Snowman with Buttermilk

I will have a pattern at the March meeting.

Dusti





©2010 Barb Jones



©2010 Barb Jones 75%

Sneak Peek—May Project

May Rock Kindness Project – Butterfly and Daisies

Paint colors used on sample:

Grape Juice	Hauser Light Green
Dioxazine Purple	White
Purple Cow	Black
Hauser Medium Green	Cadmium Yellow

Feel free to substitute colors.

Optional: Sealer. Some rock painters use Posca pens. I'll bring a sample for you to see.

Sample painted on 4" X 6". Any size will work. Could even paint butterfly on one rock and flowers on another.

I will bring an assortment of rocks for purchase to the meeting. I buy by the pound at Sand & Gravel to Go in Burleson. They have a \$5 minimum. Dark smooth rocks are .25/pound. Rocky's Stone and More off FM1187 in Rendon also has smooth rocks. Sometimes rocks are available at Home Depot or Lowe's. Make sure they don't have a waxy coating.



Chapter Meeting
Fort Worth Decorative Painters of SDP
March 19, 2018

The meeting was called to order at 6:35 pm. The previous month's minutes were approved as written.

President – Sharlene King. Reminder: the website has the newsletter on it. If you don't receive the newsletter in your email and it is getting close to the meeting date, check in your junk mailbox.

Reminder of the fish fry at Crowley VFW on March 24 at 5:00 pm.

Dusti brought some books and DVD's from the FWDP Chapter Library for sale. Please be generous as it will help our chapter.

Treasurer's Report -Louise Smith. There is \$3,924.40 in our checking account and \$3,711.16 in the money market account for a total of \$7,635.56.

Christmas – Yvonne Lowrie has agreed to chair the Christmas party. The theme will be Denim, Diamonds and Deserts. Carolyn Martchenke, Bettye Stevens and Mary Helen Horne will be assisting her.

Programs – Nancy Genetti. Nancy is teaching the project tonight. Next month Dusti will teach a snowman lid and the following month Sharlene will teach painting rocks.

Newsletter – Nancy. The deadline for the April newsletter is March 25.

Hospitality – Armida Guzman. The signup list for food is good until the latter part of the year. We will need more people to sign up then. Thanks to all who brought food tonight.

Membership – Judy Wallis. Leeanne Looney from Weatherford has joined our chapter. We need to make sure she has joined SDP.

Memory Boxes – Judy Wallis. We have a good supply of boxes. Louise Smith turned in one tonight.

Sunshine: Sharlene reported for Suzanne that a get well card had been sent to Beth after her hip surgery.

Publicity – Sharlene reported that Suzanne had sent press releases to area papers and they have printed articles about the meeting tonight.

Saturday Paint Days – Dusti is still working on getting dates firmed up.

The meeting was adjourned at 7:00 pm.

March Meeting





Recipe Corner

FROSTY WINTER BARS from Nancy

1 ½ c butter
 1 c sugar
 1 egg, well beaten
 ½ c milk
 1 ½ c flaked coconut
 1 ¼ c chopped pecans

Whole Graham crackers
 (enough to line pan twice)
 1 c. Graham cracker crumbs
 6 Tbsp light cream
 1 tsp vanilla
 2 c. powdered sugar



Melt 1 cup butter in saucepan and stir in sugar, egg and milk. Bring to a boil over low heat, stirring constantly, then remove from heat. Stir in coconut, 1 cup pecans and graham cracker crumbs. Cover bottom of 13 x 9 dish with whole graham crackers and spread coconut mixture over crackers. Cover with whole graham crackers. Soften remaining butter in bowl. Add cream, vanilla and powdered sugar and beat until fluffy. Spread over crackers and sprinkle with remaining pecans. Refrigerate overnight and cut into bars. May be frozen.

Easy Chicken Tetrizzini from LaRue

1 Chicken
 1 can cream of chicken soup
 1/2 can milk
 1 cup shredded cheese
 1/2 cup chopped onion
 1/2 cup chopped celery
 1 12 oz. pkg. spaghetti
 1 stick butter

Cook Chicken . (Save the chicken broth). Bone and chop .
 In the chicken broth, cook spaghetti (broken into 3rds.)
 Saute onion and celery in butter until tender.
 Combine chicken soup, cheese, onion, celery and milk.
 Heat until is cheese is melted. Add chicken and spaghetti.
 (note: It seemed a little dry so I added 1 cup of chicken broth.
 Put into casserole, add shredded cheese on the top
 and bake at 350 degrees for 30 minutes.

Enjoy, LaRue Hughes



Best Chicken Casserole Recipe From Peggy

3 cups chopped cooked chicken
 2 cups finely chopped celery
 1 cup (4 ounces) shredded Cheddar cheese
 1 cup sour cream
 1 cup mayonnaise
 1 (4-ounce) can water chestnuts, drained and chopped
 1 (10-3/4-ounce) can cream of chicken soup
 1/2 cup slivered almonds
 1 (6-ounce) can French-fried onion rings



What to do:

1. Preheat oven to 350 degrees F. Coat a 9- x 13-inch baking dish with cooking spray.
2. In a large bowl, stir together chicken, celery, cheese, sour cream, mayonnaise, water chestnuts, soup, and almonds. Spoon into prepared baking dish.
3. Bake uncovered for 30 minutes. Sprinkle onion rings evenly over top and bake 5 minutes more, or until bubbly around the edges. Let stand 5 to 10 minutes before serving.

EATING IN THE FIFTIES

Pasta had not been invented. It was macaroni or spaghetti.
 Curry was a surname.
 A take-away was a mathematical problem.
 Pizza? Sounds like a leaning tower somewhere.
 Bananas and oranges only appeared at Christmas time.
 All chips were plain.
 Oil was for lubricating, fat was for cooking.
 Tea was made in a teapot using tea leaves and never green.
 Cubed sugar was regarded as posh.
 Chickens didn't have fingers in those days.
 None of us had ever heard of yogurt.
 Healthy food consisted of anything edible.
 Cooking outside was called camping.
 Seaweed was not a recognized food.
 'Kebab' was not even a word, never mind a food.
 Sugar enjoyed a good press in those days, and was regarded as being white gold.
 Prunes were medicinal.
 Surprisingly muesli was readily available. It was called cattle feed.
 Pineapples came in chunks in a tin; we had only ever seen a picture of a real one.
 Water came out of the tap. If someone had suggested bottling it and charging more than gasoline for it, they would have become a laughing stock.
 The one thing that we never ever had on/at our table in the fifties ... was *elbows, hats and cell phones*.

Saturday Specials

A tentative date of June 23 has been set for the first Saturday Special Class. Dusti will follow up when date and place are firmed up. Everyone is welcome and membership in FWDP is not required.

The piece will be taught by Nancy. It is mostly base coating and dry brushing so it is not a difficult piece. It is a beautiful Poinsettia designed by Judy Ribitch on a metal piece—see photo below.

At present the pieces are on sale and would like to order them for anyone that wants one while they are on sale. The cost including shipping will be \$20. They are ready to paint on so will not need to be prepped like "raw tin". Only the center square is base coated. These are fairly heavy beautiful metal pieces that can be hung or displayed on an easel.

If you would like to order one, please email Nancy or let her know at the meeting.



SDP Corner



Check out SDP's new Website—same address

If you know someone that wants to learn to paint the Is a new program with SDP "Make With Paint". Simple projects for new painters on line. Check it out so you can tell someone that is interested in learning what they can do.




Out and About



Sharlene enjoying
Easter with family

Mary Helen going to the
St. Patrick's day Parade



Oklahoma City Painting Palooza
Yuletide Treasures
October 22-27, 2018

Sheridan hotel is full—make reservations at one of
the other hotels soon!



Fort Worth Decorative Painters

Nancy Genetti
Newsletter Editor
1117 Eton Drive
Richardson, TX 75080

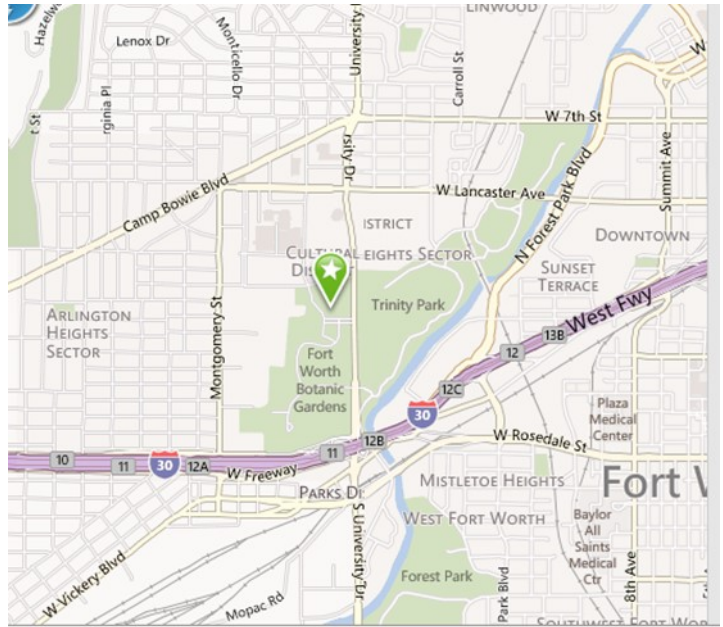
Facebook:

Fort Worth Decorative Painters (FWDP)

www.fwdecorativepainters.com



Next Newsletter Deadline April 20, 2018



FWDP Meets the Third Monday of February, March, April, May, September, October & November.

January Meeting 4th Monday and the Christmas Party 2nd Monday in December.

At the

Botanical Gardens
3220 Botanic Garden Blvd.
Fort Worth, TX 76107

2018 Dates to Remember

January 10 Transitional Board meeting

January 22—Regular meeting, Board Meeting—Program: Beth, continuation of Snow globe from November project

February 3—Saturday Special—UFO Day

February 19—Regular Meeting, Board Meeting—Program: LaRue, Christmas Tree tag

March 19—Regular Meeting, Board Meeting—Program: Nancy, Grade A Chicks

April 16—Regular Meeting, Board Meeting—Program: Dusti—Snowman Lid

May 21—Regular Meeting, Board Meeting—Program: Sharlene—Rock Kindness

September 17—Regular Meeting, Board Meeting—Program: Dusti—Make It Take It Pumpkin Lid

October 15—Regular Meeting, Board Meeting—Program: Louise, chicken plate

November 19—Regular Meeting, Board Meeting—Program: Nancy, Santa Barrel Stave

December 10—Christmas Party

Saturday Specials Dates to be announced