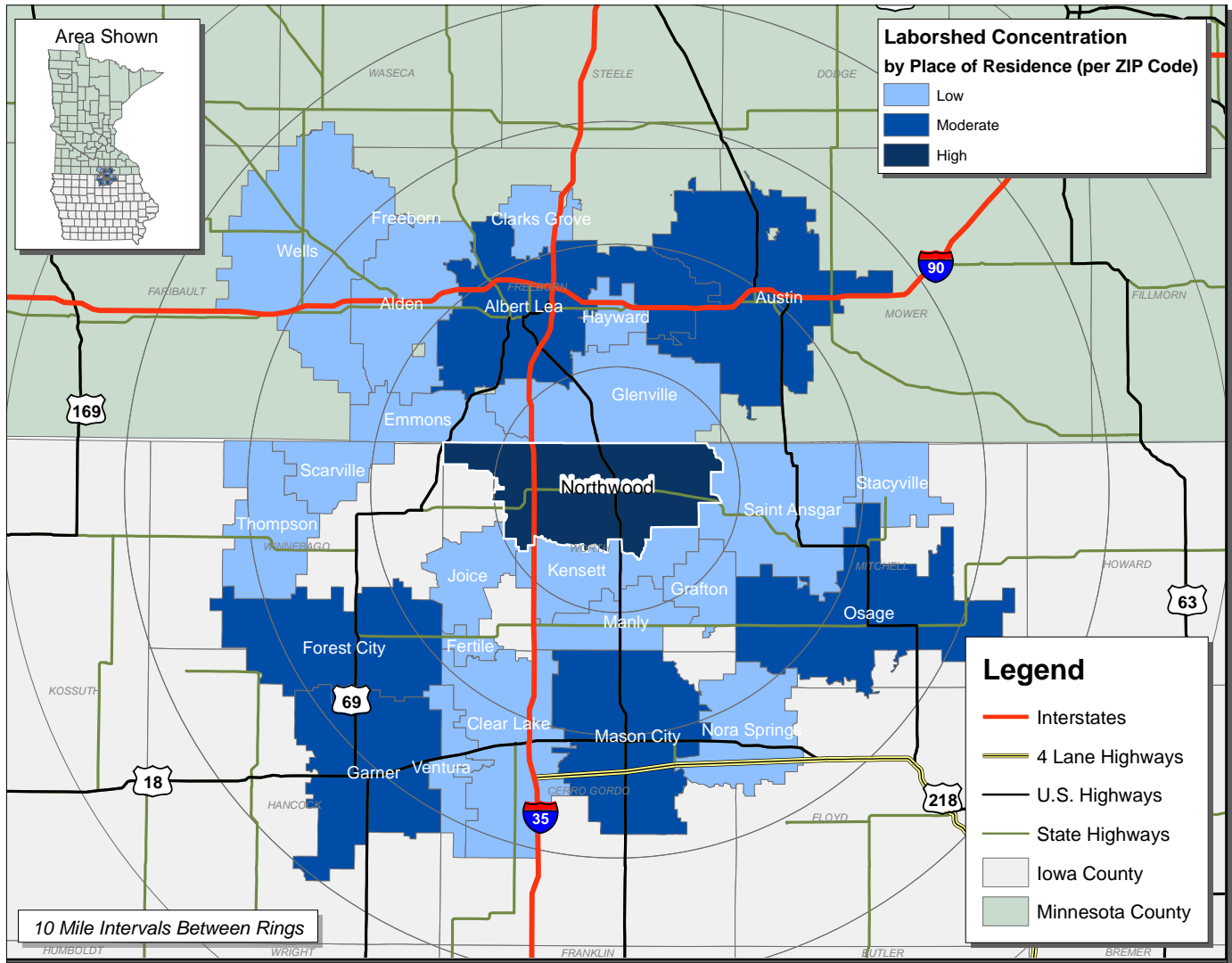


ADVANCED MANUFACTURING WORTH COUNTY, IOWA LABORSHED AREA

Concentration of those with transferable experience/skills by place of residence



Workers who have transferable experience/skills in the industry are currently commuting an average of 12 miles one way for work. Those who are willing to change/accept employment are willing to commute an average of 28 miles one way for the right employment opportunity.

For More Information Regarding the Worth County Laborshed, contact:

Winn-Worth Betco

PO Box 93

Lake Mills, Iowa 50450-0093

Phone: 641.592.0800

Fax: 641.592.0801

E-mail: wwb@wctatel.net

www.win-worthbetco.com

LABOR CHARACTERISTICS

ADVANCED MANUFACTURING

Estimated Potential Available Labor Per Occupational Category:

Business Operations:

- Managers - 2,349
- Accountants & Auditors - 665
- Bookkeeping Clerks - 668
- Customer Service Reps - 508
- Office & Administrative Support Workers, All Other - 510
- Secretaries - 999
- Shipping & Receiving Clerks - 842

Production:

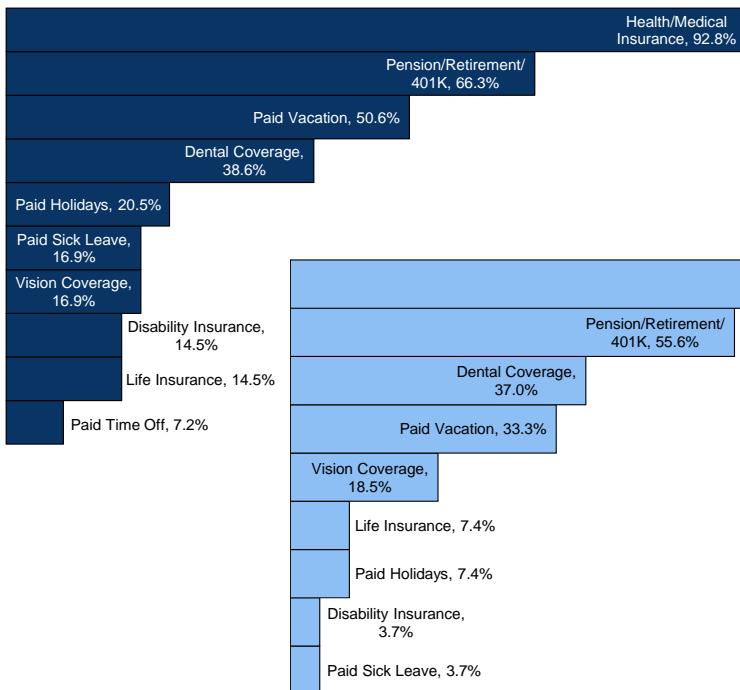
- Managers - 1,663
- Supervisors - 840
- Assemblers & Fabricators - 663
- Computer-Controlled Machine Operators - 335
- Drafters, All Other - 180
- Electrical & Electronic Engineering Techs - 172
- Engineering Techs, All Other - 332
- Engineers, All Other - 660
- Industrial Engineers - 175
- Mechanical Engineers - 170
- Milling & Planing Machine Operators - 176
- Molding, Coremaking & Casting Machine Operators - 174
- Multiple Machine Operators - 666
- Production Workers, All Other - 3,353
- Welding Machine Operators - 507

Material Movers:

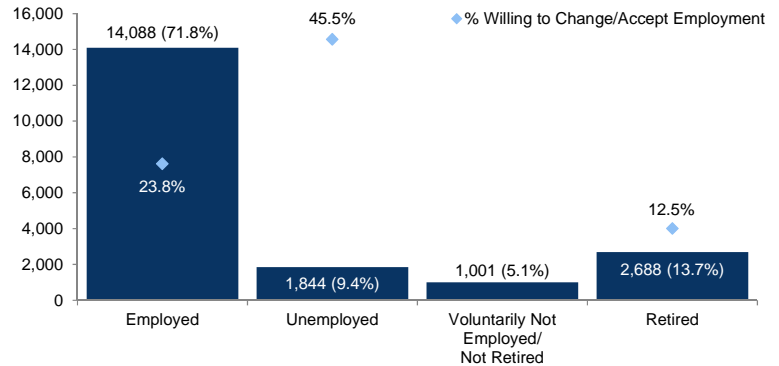
- Supervisors - 331
- Forklift Operators - 334
- Heavy Truck Drivers - 1,509
- Laborers & Material Movers, Hand - 330
- Light Truck Drivers - 333
- Transportation Workers, All Other - 177

An estimated total of **19,621** people in the Laborshed area

Current Benefits:

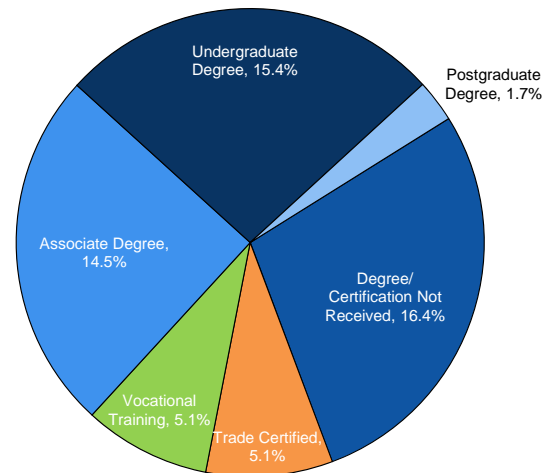


Estimated Total by Employment Status (percentage):



Educational Level:

(58.2% Have an education beyond high school)



Workplace Flexibility:

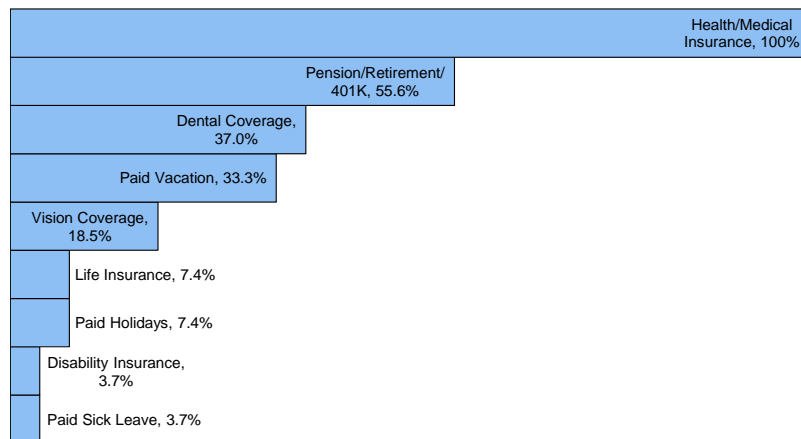
(by percent of interest)

- Job teams - 92.6%
- Cross-training - 85.2%
- Job sharing - 40.7%
- Varied shifts - 29.6%
- Seasonal work - 44.4%
- Temporary work - 29.6%

Additional Facts:

- 59.8% paid an hourly wage
- 85.5% are/were employed full-time
- 6.8% are/were self-employed
- 3.4% are/were employed part-time
- 3.6% hold two or more jobs
- Currently working an average of 45 hours/week

Desired Benefits:



Underemployment (estimated):

- Total Underemployment - 4.3% (267)
- Low hours - 0.9% (56)
- Mismatch of skills - 2.6% (162)
- Low income - 0.9% (56)

IWD only counts individuals once when estimating Total Underemployment.

Top Advertising Media:

(for those seeking employment opportunities by use)

- Internet - 68.3%
 - www.monster.com
 - www.iowajobs.org
- Local/Regional Newspapers - 50.0%
 - *Globe Gazette* - Mason City
 - *Austin Daily Herald*
- Iowa WORKS Centers - 26.0%
- Networking through friends, family or acquaintances - 21.2%

LABOR CHARACTERISTICS

ADVANCED MANUFACTURING

Occupation	Occupational Code	Mean Wage	Entry Wage	Experienced Wage	Median Wage
Accountants and Auditors	13-2011	\$ 27.82	\$ 16.56	\$ 33.45	\$ 25.06
Assemblers and Fabricators, All Other	51-2099	\$ 14.89	\$ 12.32	\$ 16.18	\$ 14.29
Bookkeeping, Accounting, and Auditing Clerks	43-3031	\$ 14.28	\$ 10.15	\$ 16.35	\$ 13.94
Business Operations Specialists, All Other	13-1199	\$ 29.51	\$ 16.60	\$ 35.97	\$ 29.38
Coating, Painting, and Spraying Machine Setters, Operators, and Tenders	51-9121	\$ 15.05	\$ 12.07	\$ 16.55	\$ 15.00
Customer Service Representatives	43-4051	\$ 15.90	\$ 10.39	\$ 18.65	\$ 15.57
Cutting, Punching, and Press Machine Setters, Operators, and Tenders, Metal and Plastic	51-4031	\$ 17.27	\$ 12.93	\$ 19.44	\$ 17.57
Electricians	47-2111	\$ 21.01	\$ 15.40	\$ 23.81	\$ 20.12
Executive Secretaries and Executive Administrative Assistants	43-6011	\$ 18.04	\$ 12.39	\$ 20.87	\$ 16.61
Extruding and Drawing Machine Setters, Operators, and Tenders, Metal and Plastic	51-4021	\$ 10.75	\$ 7.93	\$ 12.16	\$ 10.42
First-Line Supervisors of Helpers, Laborers, and Material Movers, Hand	53-1021	\$ 24.34	\$ 16.71	\$ 28.16	\$ 21.77
First-Line Supervisors of Production and Operating Workers	51-1011	\$ 22.45	\$ 15.86	\$ 25.74	\$ 20.38
First-Line Supervisors of Transportation and Material-Moving Machines	53-1031	\$ 20.39	\$ 13.98	\$ 23.60	\$ 20.34
General and Operations Managers	11-1021	\$ 38.10	\$ 17.25	\$ 48.53	\$ 33.03
Heavy and Tractor-Trailer Truck Drivers	53-3032	\$ 18.36	\$ 12.09	\$ 21.50	\$ 17.10
Helpers--Production Workers	51-9198	\$ 12.52	\$ 10.16	\$ 13.71	\$ 12.29
Industrial Engineering Technicians	17-3026	\$ 21.95	\$ 17.67	\$ 24.09	\$ 22.43
Industrial Engineers	17-2112	\$ 31.28	\$ 23.39	\$ 35.23	\$ 29.97
Industrial Machinery Mechanics	49-9041	\$ 19.00	\$ 15.28	\$ 20.86	\$ 19.62
Industrial Production Managers	11-3051	\$ 35.87	\$ 22.98	\$ 42.31	\$ 35.56
Industrial Truck and Tractor Operators	53-7051	\$ 14.48	\$ 10.83	\$ 16.30	\$ 14.00
Inspectors, Testers, Sorters, Samplers, and Weighers	51-9061	\$ 16.00	\$ 11.81	\$ 18.09	\$ 16.17
Laborers and Freight, Stock, and Material Movers, Hand	53-7062	\$ 11.70	\$ 8.32	\$ 13.39	\$ 11.54
Light Truck or Delivery Services Drivers	53-3033	\$ 14.49	\$ 8.23	\$ 17.62	\$ 10.69
Machinists	51-4041	\$ 19.17	\$ 13.99	\$ 21.76	\$ 19.76
Maintenance and Repair Workers, General	49-9071	\$ 17.27	\$ 11.96	\$ 19.92	\$ 17.33
Maintenance Workers, Machinery	49-9043	\$ 19.40	\$ 14.64	\$ 21.78	\$ 19.86
Mechanical Engineers	17-2141	\$ 27.53	\$ 18.79	\$ 31.90	\$ 27.99
Mixing and Blending Machine Setters, Operators, and Tenders	51-9023	\$ 16.50	\$ 13.07	\$ 18.21	\$ 15.70
Multiple Machine Tool Setters, Operators, and Tenders, Metal and Plastic	51-4081	\$ 16.87	\$ 14.65	\$ 17.97	\$ 16.80
Packaging and Filling Machine Operators and Tenders	51-9111	\$ 14.08	\$ 9.57	\$ 16.34	\$ 12.92
Plating and Coating Machine Setters, Operators, and Tenders, Metal and Plastic	51-4193	\$ 12.60	\$ 10.52	\$ 13.65	\$ 12.12
Prepress Technicians and Workers	51-5111	\$ 11.63	\$ 8.20	\$ 13.34	\$ 9.83
Production, Planning, and Expediting Clerks	43-5061	\$ 19.79	\$ 14.72	\$ 22.32	\$ 18.81
Rolling Machine Setters, Operators, and Tenders, Metal and Plastic	51-4023	\$ 18.58	\$ 16.30	\$ 19.72	\$ 18.18
Secretaries and Administrative Assistants, Except Legal, Medical, Executive	43-6014	\$ 13.31	\$ 9.38	\$ 15.27	\$ 12.85
Separating, Filtering, Clarifying, Precipitating, and Still Machine Setters, Operators, and Tenders	51-9012	\$ 12.55	\$ 10.30	\$ 13.68	\$ 11.01
Shipping, Receiving, and Traffic Clerks	43-5071	\$ 13.67	\$ 8.86	\$ 16.08	\$ 12.66
Stock Clerks and Order Fillers	43-5081	\$ 9.94	\$ 8.12	\$ 10.85	\$ 9.11
Team Assemblers	51-2092	\$ 13.85	\$ 10.90	\$ 15.32	\$ 14.00
Tool and Die Makers	51-4111	\$ 20.14	\$ 19.06	\$ 20.68	\$ 20.50
Transportation, Storage, and Distribution Managers	11-3071	\$ 37.49	\$ 20.30	\$ 46.08	\$ 35.75
Water and Wastewater Treatment Plant and System Operators	51-8031	\$ 17.04	\$ 13.12	\$ 18.99	\$ 14.41
Welding, Soldering, and Brazing Machine Setters, Operators, and Tenders	51-4122	\$ 16.68	\$ 15.97	\$ 17.04	\$ 16.72

The 2013 Iowa Wage data for the Worth County Laborshed area was produced by the Labor Force & Occupational Analysis Bureau to provide communities local information on wages by occupation. The source of the wage and employment data is based on the May 2012 OES estimates. Additional occupational wage and employment data can be found at <http://iwin.iwd.state.ia.us/iowa/OlmisZine>.