



CHURCHILL<sup>®</sup>



—what's—  
**NEW**  
SPRING 2021





Over 225 years of  
**PRODUCT  
innovation**

 **Est. 1795**

Uncompromising Service

**MARKET KNOWLEDGE**

Excellence in Design

Performance

**DELIVERED**

—what's—  
**NEW**  
SPRING 2021

4	PERFORMANCE DELIVERED	
6	EMERGE®	<b>NEW COLLECTION</b>
14	VELLUM	<b>NEW COLLECTION</b>
20	STONECAST® RAW	<b>NEW COLLECTION</b>
24	STONECAST® ACCENTS	<b>NEW COLLECTION</b>
28	STONECAST® PATINA	<b>NEW COLOUR &amp; NEW ADDITIONS</b>
32	STONECAST®	<b>NEW ADDITIONS</b>
36	STUDIO PRINTS® HOMESPUN ACCENTS	<b>NEW COLLECTION</b>
40	STUDIO PRINTS® RAKU DUO	<b>NEW COLLECTION</b>
44	STUDIO PRINTS® KINTSUGI	<b>NEW COLOUR</b>



**Queen's Award for Enterprise**  
Outstanding achievement in  
export for international trade.

To find out more about our latest  
collections, please contact us  
using the details below.

**USA Regional Managers**

nick.mowat@churchill1795.com  
Cell: 773-573-3521

david.nelson@churchill1795.com  
Cell: 720-239-3186



630-672-7550 | [usa@churchill1795.com](mailto:usa@churchill1795.com) | [churchill1795.com](http://churchill1795.com)

[f churchill1795](#) | [@churchill1795](#) | [@churchill\\_1795](#)



# PERFORMANCE DELIVERED

## 8 REASONS WHY A CHURCHILL PLATE IS MORE THAN JUST A PLATE



**WE BLEND CENTURIES OF EXPERIENCE WITH CUTTING EDGE TECHNOLOGY AND DESIGN INNOVATION TO PRODUCE ONE OF THE STRONGEST CERAMIC BODIES IN THE WORLD.**

Manufactured in the UK, Churchill's tableware is precisely engineered to perform to the demands of the hospitality environment. Every step in the process is practised and refined. From the sourcing of raw materials and unique formulation of the clay body, to

shape engineering and numerous quality checks ensuring that Churchill products work as hard as you do. Top industry chefs choose Churchill over other brands due to the performance, expertise and design of our ceramics adding value to their hospitality operations.



**01** PERFORMANCE MATERIALS

**02** ENGINEERED SHAPE & FORM

**03** VITRIFICATION & FIRING

**04** GLAZING

**05** QUALITY & CONFORMANCE

**06** DESIGN INNOVATION


**07** SERVICE & STOCK

**08** HISTORY & HERITAGE



### PERFORMANCE MATERIALS

Our unique clay recipe is essential in creating a strong and durable product for the hospitality industry. Our raw materials are selected to deliver the optimum balance of strength and whiteness.



### ENGINEERED SHAPE & FORM

Every piece of Churchill's ceramic is designed with performance in mind. Through expert shape engineering, we reinforce strength and durability while continual investment in technology guarantees functionality and consistent quality.



### VITRIFICATION & FIRING

100% of Churchill's ceramics are vitrified which is essential to the hospitality industry. Through the process of vitrification, the particle structure of our ceramic body becomes strong, dense and watertight.



### GLAZING

Our glaze is hard wearing and designed specifically for the hospitality environment. The durability is a combination of the glaze recipe, the firing temperature and substrate. Our Eco Glaze is specially formulated to be re-usable, minimising our impact on the environment.



### QUALITY & CONFORMANCE

Churchill ceramics are continuously tested and quality checked, from the stage of raw materials, throughout the manufacturing process to the final fired piece.



### DESIGN INNOVATION

Churchill are experts in ceramic design and at the forefront of innovation. Our entire product portfolio is designed in the UK by our experienced and talented design team. We work with chefs from around the world ensuring we understand the needs of our customers.



### SERVICE & STOCK

At Churchill we are dedicated to reliability, ensuring our product is in stock and delivered on time. We pride ourselves on our stock levels and ability to deliver on time, all around the world.



### HISTORY & HERITAGE

Established in 1795, Churchill have been manufacturing ceramics in Stoke on Trent, England for 225 years.



# EMERGE®

Artisan Look, Engineered Performance

## NEW COLLECTION

Emerge is a collection of stylish tableware decorated in artisan style glazes, a blend of tradition and innovation. The appearance of studio pottery is created through glaze finishes and an exposed biscuit base in the earthy Churchill Emerge coloured body. Emerge has all the performance attributes associated with the Churchill Super Vitrified brand, as the body is made from the same clay with an added pigment.

Available across a range of multifunctional shapes in three artisan style glaze colours - Oslo Blue, Cinnamon Brown and Seattle Grey - each hand dipped and featuring the exposed Emerge biscuit base.







# Emerge

## NEW COLLECTION



Shallow Tray  
**EMBRET231**  
23.3 x 10 x 3.3cm  
9 1/2 x 4 x 1 1/4"  
CTN QTY 6



Shallow Tray  
**EMBRET171**  
17.3 x 11.9 x 3.3cm  
6 3/4 x 4 3/4 x 1 1/4"  
CTN QTY 6



Shallow Tray  
**EMBRET121**  
12 x 9 x 3.3cm  
4 3/4 x 3 1/2 x 1 1/4"  
CTN QTY 6



Deep Dish  
**EMBRED171**  
17.3 x 11.9 x 5cm  
6 3/4 x 4 3/4 x 2"  
CTN QTY 6



Deep Dish  
**EMBRED121**  
12 x 8.8 x 5cm  
4 3/4 x 3 1/2 x 2"  
CTN QTY 6



Deep Bowl  
**EMBREM401**  
113.6cl 40oz  
H: 7.5cm  
Dia: 15.8cm  
CTN QTY 6



Deep Bowl  
**EMBREM161**  
45.4cl 16oz  
H: 5.9cm  
Dia: 12cm  
CTN QTY 12



Chip Mug  
**EMBREM111**  
31.2cl 11oz  
H: 7.7cm  
Dia: 8.6cm  
CTN QTY 12



Deep Bowl  
**EMBREM8 1**  
25.5cl 9oz  
H: 5.7cm  
Dia: 9cm  
CTN QTY 12



Dip Pot  
**EMBREM2 1**  
5.7cl 2oz  
H: 3.9cm  
Dia: 6cm  
CTN QTY 12



Shallow Tray  
**EMBLET231**  
23.3 x 10 x 3.3cm  
9 1/2 x 4 x 1 1/4"  
CTN QTY 6



Shallow Tray  
**EMBLET171**  
17.3 x 11.9 x 3.3cm  
6 3/4 x 4 3/4 x 1 1/4"  
CTN QTY 6



Shallow Tray  
**EMBLET121**  
12 x 9 x 3.3cm  
4 3/4 x 3 1/2 x 1 1/4"  
CTN QTY 6



Deep Dish  
**EMBLED171**  
17.3 x 11.9 x 5cm  
6 3/4 x 4 3/4 x 2"  
CTN QTY 6



Deep Dish  
**EMBLED121**  
12 x 8.8 x 5cm  
4 3/4 x 3 1/2 x 2"  
CTN QTY 12



Deep Bowl  
**EMBLEM401**  
113.6cl 40oz  
H: 7.5cm  
Dia: 15.8cm  
CTN QTY 6



Deep Bowl  
**EMBLEM161**  
45.4cl 16oz  
H: 5.9cm  
Dia: 12cm  
CTN QTY 12






Chip Mug  
**EMBLEM111**  
31.2cl 11oz  
H: 7.7cm  
Dia: 8.6cm  
CTN QTY 12



Deep Bowl  
**EMBLEM8 1**  
25.5cl 9oz  
H: 5.7cm  
Dia: 9cm  
CTN QTY 12



Dip Pot  
**EMBLEM2 1**  
5.7cl 2oz  
H: 3.9cm  
Dia: 6cm  
CTN QTY 12

-  **Cinnamon Brown**  
Code: EMBR
-  **Oslo Blue**  
Code: EMBL
-  **Seattle Grey**  
Code: EMGY

**40**  
New Items

*unique*  
Each piece is unique









# Emerge



Rectangular Plate  
**EMBLEP301**  
30 x 14.7cm  
11 7/8 x 5 7/8"  
CTN QTY 6



Rectangular Plate  
**EMBLEP221**  
22 x 15cm  
8 1/4 x 5 7/8"  
CTN QTY 6



Rectangular Plate  
**EMBLEP251**  
25.1 x 10cm  
9 7/8 x 3 7/8"  
CTN QTY 6



Ramen Bowl  
**EMBLEU201**  
100cl 35.2oz  
H: 8cm  
Dia: 20cm  
CTN QTY 6



Udon Bowl  
**EMBLER161**  
70cl 24.6oz  
H: 8cm  
Dia: 16cm  
CTN QTY 6



Shallow Tray  
**EMGYET231**  
23.3 x 10 x 3.3cm  
9 1/8 x 4 x 1 1/4"  
CTN QTY 6



Shallow Tray  
**EMGYET171**  
17.3 x 11.9 x 3.3cm  
6 7/8 x 4 3/4 x 1 1/4"  
CTN QTY 6



Shallow Tray  
**EMGYET121**  
12 x 9 x 3.3cm  
4 3/4 x 3 1/2 x 1 1/4"  
CTN QTY 6



Deep Dish  
**EMGYED171**  
17.3 x 11.9 x 5cm  
6 7/8 x 4 3/4 x 2"  
CTN QTY 6



Deep Dish  
**EMGYED121**  
12 x 8.8 x 5cm  
4 3/4 x 3 1/2 x 2"  
CTN QTY 6



Deep Bowl  
**EMGYEM401**  
113.6cl 40oz  
H: 7.5cm  
Dia: 15.8cm  
CTN QTY 6



Deep Bowl  
**EMGYEM161**  
45.4cl 16oz  
H: 5.9cm  
Dia: 12cm  
CTN QTY 12



Chip Mug  
**EMGYEM111**  
31.2cl 11oz  
H: 7.7cm  
Dia: 8.6cm  
CTN QTY 12



Deep Bowl  
**EMGYEM8 1**  
25.5cl 9oz  
H: 5.7cm  
Dia: 9cm  
CTN QTY 12



Dip Pot  
**EMGYEM2 1**  
5.7cl 2oz  
H: 3.9cm  
Dia: 6cm  
CTN QTY 12



Rectangular Plate  
**EMGYEP301**  
30 x 14.7cm  
11 7/8 x 5 7/8"  
CTN QTY 6



Rectangular Plate  
**EMGYEP221**  
22 x 15cm  
8 1/4 x 5 7/8"  
CTN QTY 6



Rectangular Plate  
**EMGYEP251**  
25.1 x 10cm  
9 7/8 x 3 7/8"  
CTN QTY 6






Ramen Bowl  
**EMGYEU201**  
100cl 35.2oz  
H: 8cm  
Dia: 20cm  
CTN QTY 6



Udon Bowl  
**EMGYER161**  
70cl 24.6oz  
H: 8cm  
Dia: 16cm  
CTN QTY 6

## NEW COLLECTION

-  **Cinnamon Brown**  
Code: EMBR
-  **Oslo Blue**  
Code: EMBL
-  **Seattle Grey**  
Code: EMGY

40

New Items

unique

Each piece is unique



# VELLUM<sup>®</sup>

SEMI MATTE GLAZE

Tactile Minimalism

**NEW COLLECTION**

Vellum is a collection of Churchill Super Vitrified shapes decorated in an innovative and durable semi-matte glaze, specially formulated to meet key British Standards for the hospitality industry. The subtle and tactile semi-matte finish offers a minimalist platform to create striking food presentation.

New for Spring 2021 is Vellum White, a collection of white shapes finished in the new semi-matte glaze.







## Vellum™



Coupe Plate  
**WHVMEV111**  
 28.8cm 11¼"  
 CTN QTY 12



Coupe Plate  
**WHVMEV101**  
 26cm 10¼"  
 CTN QTY 12



Coupe Plate  
**WHVMEVP81**  
 21.7cm 8½"  
 CTN QTY 12



Coupe Plate  
**WHVMEVP61**  
 16.5cm 6½"  
 CTN QTY 12



Coupe Bowl  
**WHVMEVB91**  
 24.8cm 9¾"  
 113.6cl 40oz  
 CTN QTY 12



Coupe Bowl  
**WHVMEVB71**  
 18.2cm 7¼"  
 42.6cl 15oz  
 CTN QTY 12



Chefs' Oblong Plate No.4  
**WHVMXO141**  
 35.5 x 18.9cm  
 13¾ x 7½"  
 CTN QTY 6



Chefs' Oblong Plate No.3  
**WHVMXO111**  
 29.8 x 15.3cm  
 11¾ x 6"  
 CTN QTY 12



Chefs' Walled Plate  
**WHVMWP261**  
 26cm 10¼"  
 H: 2cm  
 CTN QTY 6



Chefs' Walled Plate  
**WHVMWP211**  
 21cm 8¼"  
 H: 2cm  
 CTN QTY 6



Triangle Plate  
**WHVMTR101**  
 26.5cm 10½"  
 CTN QTY 12



Triangle Plate  
**WHVMTR91**  
 22.9cm 9"  
 CTN QTY 12



Triangle Plate  
**WHVMTR71**  
 19.2cm 7¾"  
 CTN QTY 12



Triangle Bowl  
**WHVMTRB91**  
 23.5cm 9¼"  
 60cl 21oz  
 CTN QTY 12



Triangle Bowl  
**WHVMTRB71**  
 18.5cm 7¼"  
 37cl 13oz  
 CTN QTY 12



Cappuccino Cup  
**WHVMCB281**  
 34cl 12oz  
 H: 6.5cm  
 Dia: 11cm  
 CTN QTY 12



Cappuccino Cup  
**WHVMCB201**  
 22.7cl 8oz  
 H: 5.5cm  
 Dia: 9.5cm  
 CTN QTY 12



Saucer  
**WHVMCSS1**  
 15.6cm 6¼"  
 CTN QTY 12  
 (Fits WHVMCB281 & WHVMCB201)



Espresso Cup  
**WHVMCEB91**  
 10cl 3.5oz  
 H: 5.5cm  
 Dia: 6.5cm  
 CTN QTY 12



Espresso Saucer  
**WHVMSS1**  
 11.8cm 4½"  
 CTN QTY 12  
 (Fits WHVMCEB91)



Mug  
**WHVMVM121**  
 34cl 12oz  
 H: 11cm  
 Dia: 8cm  
 CTN QTY 12



Sugar Bowl  
**WHVMSSGR1**  
 22.7cl 8oz  
 H: 6.2cm  
 Dia: 9.8cm  
 CTN QTY 12

### NEW COLLECTION

White  
 Code: WHVM

22

New Items

1

New Colours



Semi Matte Glaze







Stonecast®

NEW COLLECTION

# Raw

Stripped Back Rusticity

Introducing a new Stonecast collection, rustic and earthy Stonecast Raw is finished in the semi-matte Vellum glaze. Stonecast Raw has a muted and tactile feel with warm, organic tones inspired by natural materials and stripped back interior design. Decorated underglaze, Raw features a hand applied rustic edge band and durable, semi-matte glaze that is engineered to withstand a busy hospitality environment.

The initial Stonecast Raw launch includes 2 colours, Black and Brown, available on core rounds and feature piece triangles and oblongs.







## Raw



Coupe Plate  
 ◉ SRBLEV111  
 28.8cm 11 1/4"  
 CTN QTY 12



Coupe Plate  
 ◉ SRBLEVP81  
 26cm 10 1/4"  
 CTN QTY 12



Coupe Plate  
 ◉ SRBLEVP61  
 21.7cm 8 1/2"  
 CTN QTY 12



Coupe Plate  
 ◉ SRBLEVP61  
 16.5cm 6 1/2"  
 CTN QTY 12



Coupe Bowl  
 ◉ SRBLEVB91  
 24.8cm 9 3/4"  
 113.6cl 40oz  
 CTN QTY 12



Coupe Bowl  
 ◉ SRBLEVB71  
 18.2cm 7 1/4"  
 42.6cl 15oz  
 CTN QTY 12



Triangle Plate  
 SRBLTR101  
 26.5cm 10 1/2"  
 CTN QTY 12



Triangle Plate  
 SRBLTR91  
 22.9cm 9"  
 CTN QTY 12



Triangle Bowl  
 SRBLTRB91  
 23.5cm 9 1/4"  
 60cl 21oz  
 CTN QTY 12



Triangle Bowl  
 SRBLTRB71  
 18.5cm 7 1/4"  
 37cl 13oz  
 CTN QTY 12



Coupe Plate  
 ◉ SRBREVB111  
 28.8cm 11 1/4"  
 CTN QTY 12



Coupe Plate  
 ◉ SRBREVB101  
 26cm 10 1/4"  
 CTN QTY 12



Coupe Plate  
 ◉ SRBREVP81  
 21.7cm 8 1/2"  
 CTN QTY 12



Coupe Plate  
 ◉ SRBREVP61  
 16.5cm 6 1/2"  
 CTN QTY 12



Coupe Bowl  
 ◉ SRBREVB91  
 24.8cm 9 3/4"  
 113.6cl 40oz  
 CTN QTY 12



Coupe Bowl  
 ◉ SRBREVB71  
 18.2cm 7 1/4"  
 42.6cl 15oz  
 CTN QTY 12



Triangle Plate  
 SRBRTR101  
 26.5cm 10 1/2"  
 CTN QTY 12



Triangle Plate  
 SRBRTR91  
 22.9cm 9"  
 CTN QTY 12



Triangle Bowl  
 SRBRTRB91  
 23.5cm 9 1/4"  
 60cl 21oz  
 CTN QTY 12



Triangle Bowl  
 SRBRTRB71  
 18.5cm 7 1/4"  
 37cl 13oz  
 CTN QTY 12

## NEW COLLECTION

● Black  
 Code: SRBL

● Brown  
 Code: SRBR

20  
 New Items

unique  
 Each piece is unique

★ Covered by Churchill 5 Year Edge Chip Warranty

**VELLUM**<sup>®</sup>  
 SEMI MATTE GLAZE

*Stonecast*<sup>®</sup>

**CHURCHILL**<sup>®</sup>  
 super vitrified



Stonecast®

NEW COLLECTION

# Accents

Subtle Colour Balance

A subtle alternative to all over colour, Stonecast Accents incorporates white space into the iconic spinwash design. Accents brings a contemporary feel to the collection, while maintaining the rustic character of Stonecast.

























Printed underglaze and finished with the signature hand decorated edge band, Accents stands alone or looks great mixed with other Stonecast designs. The first Accents launch features popular colours Duck Egg and Blueberry.









## Accents

				
Coupe Plate ASDEEV111 28.8cm 11 1/4" CTN QTY 12	Coupe Plate ASDEEV101 26.8cm 10 1/2" CTN QTY 12	Coupe Plate ASDEEVP81 21.7cm 8 1/2" CTN QTY 12	Coupe Plate ASDEEVP61 16.5cm 6 1/2" CTN QTY 12	Coupe Bowl ASDEEV891 24.8cm 9 1/2" 113.6cl 40oz CTN QTY 12
				
Coupe Bowl ASDEEV891 18.2cm 7 1/4" 42.6cl 15oz CTN QTY 12	Triangle Plate ASDETR101 26.5cm 10 1/2" CTN QTY 12	Triangle Plate ASDETR91 22.9cm 9" CTN QTY 12	Triangle Bowl ASDETR891 23.5cm 9 1/4" 60cl 21oz CTN QTY 12	Triangle Bowl ASDETR871 18.5cm 7 1/4" 37cl 13oz CTN QTY 12
				
Chefs' Oblong Plate No.4 ASDEXO141 35.5 x 18.9cm 13 1/4 x 7 1/4" CTN QTY 6	Chefs' Oblong Plate No.3 ASDEXO111 29.8 x 15.3cm 11 3/4 x 6" CTN QTY 12	Coupe Plate ASBLEV111 28.8cm 11 1/4" CTN QTY 12	Coupe Plate ASBLEV101 26cm 10 1/4" CTN QTY 12	Coupe Plate ASBLEVP81 21.7cm 8 1/2" CTN QTY 12
				
Coupe Plate ASBLEVP61 16.5cm 6 1/2" CTN QTY 12	Coupe Bowl ASBLEVB91 24.8cm 9 1/2" 113.6cl 40oz CTN QTY 12	Coupe Bowl ASBLEVB71 18.2cm 7 1/4" 42.6cl 15oz CTN QTY 12	Triangle Plate ASBLTR101 26.5cm 10 1/2" CTN QTY 12	Triangle Plate ASBLTR91 22.9cm 9" CTN QTY 12
				
Triangle Bowl ASBLTR891 23.5cm 9 1/4" 60cl 21oz CTN QTY 12	Triangle Bowl ASBLTR871 18.5cm 7 1/4" 37cl 13oz CTN QTY 12	Chefs' Oblong Plate No.4 ASBLXO141 35.5 x 18.9cm 13 1/4 x 7 1/4" CTN QTY 6	Chefs' Oblong Plate No.3 ASBLXO111 29.8 x 15.3cm 11 3/4 x 6" CTN QTY 12	

★ Covered by Churchill 5 Year Edge Chip Warranty

## NEW COLLECTION

-  Duck Egg Blue  
Code: ASDE
-  Blueberry  
Code: ASBL

24  
New Items

unique  
Each piece is unique

Stonecast®

CHURCHILL®  
super vitrified



Stonecast®

NEW COLOUR & NEW ADDITIONS

# Patina

Inspired By Surface Texture

Stonecast Patina is inspired by tones and surface texture created naturally over time, shaped on organic materials such as metal, stone, leather and wood. The earthy, reactive tones are hand decorated in the UK, making each piece unique and individual.

Introducing Rust Red, the seventh colour in the Stonecast Patina collection. Rich and intense, Rust Red brings a warmth to the range. Also new for Spring 2021 are hand decorated beverage items in striking Iron Black.







## Patina

### NEW COLOUR & NEW ADDITIONS



Coupe Plate  
**PAREV111**  
 28.8cm 11 1/4"  
 CTN QTY 12



Coupe Plate  
**PAREV101**  
 26cm 10 1/4"  
 CTN QTY 12



Coupe Plate  
**PAREVP81**  
 21.7cm 8 1/2"  
 CTN QTY 12



Coupe Plate  
**PAREVP61**  
 16.5cm 6 1/2"  
 CTN QTY 12



Coupe Bowl  
**PAREVB91**  
 24.8cm 9 3/4"  
 113.6cl 40oz  
 CTN QTY 12

24

New Items



Hand Decorated



Each piece is unique



Triangle Plate  
**PARETR91**  
 22.9cm 9"  
 CTN QTY 12



Triangle Bowl  
**PARETRB91**  
 23.5cm 9 1/4"  
 60cl 21oz  
 CTN QTY 12



Triangle Bowl  
**PARETRB61**  
 15.3cm 6"  
 26cl 9oz  
 CTN QTY 12



Chefs' Oblong Plate No.4  
**PAREXO141**  
 35.5 x 18.9cm  
 13 1/2 x 7 1/2"  
 CTN QTY 6



Chefs' Oblong Plate No.3  
**PAREXO111**  
 29.8 x 15.3cm  
 11 3/4 x 6"  
 CTN QTY 12



Cappuccino Cup  
**PARECB281**  
 34cl 12oz  
 H: 6.5cm  
 Dia: 11cm  
 CTN QTY 12



Cappuccino Cup  
**PAIBCB201**  
 22.7cl 8oz  
 H: 5.5cm  
 Dia: 9.5cm  
 CTN QTY 12



Saucer  
**PARECSS1**  
 15.6cm 6 1/4"  
 CTN QTY 12  
 (Fits PARECB281 & PARECB201)



Espresso Cup  
**PARECEB91**  
 10cl 3.5oz  
 H: 5.5cm  
 Dia: 6.5cm  
 CTN QTY 12



Espresso Saucer  
**PARESS1**  
 11.8cm 4 1/2"  
 CTN QTY 12  
 (Fits PARECEB91)



Mug  
**PAREVM121**  
 34cl 12oz  
 H: 11cm  
 Dia: 8cm  
 CTN QTY 12



Sugar Bowl  
**PARESSGR1**  
 22.7cl 8oz  
 H: 6.2cm  
 Dia: 9.8cm  
 CTN QTY 12



Cappuccino Cup  
**PAIBCB281**  
 34cl 12oz  
 H: 6.5cm  
 Dia: 11cm  
 CTN QTY 12



Cappuccino Cup  
**PAIBCB201**  
 22.7cl 8oz  
 H: 5.5cm  
 Dia: 9.5cm  
 CTN QTY 12



Saucer  
**MOIBCSS1**  
 15.6cm 6 1/4"  
 CTN QTY 12  
 (Fits PAIBCB281 & PAIBCB201)



Espresso Cup  
**PAIBCEB91**  
 10cl 3.5oz  
 H: 5.5cm  
 Dia: 6.5cm  
 CTN QTY 12



Espresso Saucer  
**MOIBESS1**  
 11.8cm 4 1/2"  
 CTN QTY 12  
 (Fits PAIBCEB91)



Mug  
**PAIBVM121**  
 34cl 12oz  
 H: 11cm  
 Dia: 8cm  
 CTN QTY 12



Sugar Bowl  
**PAIBSSGR1**  
 22.7cl 8oz  
 H: 6.2cm  
 Dia: 9.8cm  
 CTN QTY 12

To view the full Stonecast Patina collection visit [churchill1795.com](http://churchill1795.com)

★ Covered by Churchill 5 Year Edge Chip Warranty

Stonecast®

CHURCHILL®  
 super vitrified



# Stonecast®

## NEW ADDITIONS

Inspired by the seasons

Stonecast is an exciting collection of rustic and hand decorated products inspired by the changing seasons and fresh ingredients. The rustic collection is revived from a design in the Churchill archives, dating back to the days of the James Broadhurst factory. Stonecast is hand decorated and then finished with a fine speckle and rustic edge in a rich golden brown.

Stackable items are now available in Barley White and Peppercorn Grey, including the 22cl 8oz cup and 36cl 12.6oz bowl. The new space saving, stackable pieces are perfect for hotel breakfast service.







## Stonecast



Stacking Cup  
 ◉ **SWHSVSC81**  
 22cl 8oz  
 H: 7cm  
 Dia: 8.5cm  
 CTN QTY 12



Saucer  
 ◉ **SWHSVSM 1**  
 15cm 5 7/8"  
 CTN QTY 12  
 (Fits SWHSVSC81)



Stacking Bowl  
 ◉ **SWHSV8141**  
 36cl 12.6oz  
 H: 5.5cm  
 Dia: 11.5cm  
 CTN QTY 6



Stacking Cup  
 ◉ **SPGSVSC81**  
 22cl 8oz  
 H: 7cm  
 Dia: 8.5cm  
 CTN QTY 12




Saucer  
 ◉ **SPGSVSM 1**  
 15cm 5 7/8"  
 CTN QTY 12  
 (Fits SPGSVSC81)



Stacking Bowl  
 ◉ **SPGSV8141**  
 36cl 12.6oz  
 H: 5.5cm  
 Dia: 11.5cm  
 CTN QTY 6

### NEW ADDITIONS

- ◉ **Barley White**  
Code: SWHS
- ◉ **Peppercorn Grey**  
Code: SPGS



New Items



Hand Decorated



Each piece is unique

To view the full Stonecast Patina collection visit [churchill1795.com](http://churchill1795.com)

★ Covered by Churchill 5 Year Edge Chip Warranty

Stonecast®

CHURCHILL®  
super vitrified



STUDIO<sup>®</sup>  
PRINTS

NEW COLLECTION

# Homespun Accents

## Homespun Style

The Homespun collection offers a blend of contemporary sophistication and nostalgia. The design features a concentric pattern that emulates hand thrown pottery, the natural colours and subtle pattern showcase the freshest ingredients and enhance food presentation.

New for Spring 2021 is Homespun Accents, a modern and minimal derivative of the original design. Homespun Accents balances the use of colour and texture alongside simplistic white space. Printed underglaze for added durability, finished with a hand applied edge band and printed with reactive colour so that every piece will be unique.







## Homespun Accents



Coupe Plate  
**HAJGEV111**  
 28.8cm 11 1/2"  
 CTN QTY 12



Coupe Plate  
**HAJGEV101**  
 26cm 10 1/4"  
 CTN QTY 12



Coupe Plate  
**HAJGEVP81**  
 21.7cm 8 5/8"  
 CTN QTY 12



Coupe Plate  
**HAJGEVP61**  
 16.5cm 6 1/2"  
 CTN QTY 12



Coupe Bowl  
**HAJGEVB91**  
 24.8cm 9 3/4"  
 113.6cl 40oz  
 CTN QTY 12



Coupe Bowl  
**HAJGEVB71**  
 18.2cm 7 1/4"  
 42.6cl 15oz  
 CTN QTY 12



Chefs' Oblong  
 Plate No.4  
**HAJGXO141**  
 35.5 x 18.9cm  
 13 3/8 x 7 3/8"  
 CTN QTY 6



Chefs' Oblong  
 Plate No.3  
**HAJGXO111**  
 29.8 x 15.3cm  
 11 3/4 x 6"  
 CTN QTY 12

### NEW COLLECTION

Jasper Grey  
 Code: HAJG

8  
 New Items

unique  
 Each piece is unique

To view the full Studio Prints Homespun collection visit [churchill1795.com](http://churchill1795.com)

★ Covered by Churchill 5 Year Edge Chip Warranty

**STUDIO**<sup>®</sup>  
**PRINTS**

**CHURCHILL**<sup>®</sup>  
 super vitrified



**STUDIO<sup>®</sup>**  
**PRINTS**

NEW COLLECTION

# Raku Duo

Natural Tones & Texture

Studio Prints collections are a contemporary take on traditional studio pottery. Raku, a range in the Studio Prints collection is inspired by the traditional glazing process known as Raku firing, which creates expressive and exciting results. Manufactured in the UK, Raku inspired prints are achieved with Churchill's innovative print process. The print is positioned directly under the glaze, creating a protective layer over the decoration. Emulating an artisan glaze finish, Studio Prints Raku has all the durability and technical reassurance required for the hospitality environment.

Introducing Raku Duo, a design that brings a new dimension to the collection with striking two colour compositions. The complementary colour combinations create a premium frame for elevated food presentation. Raku beverageware is also new for Spring 2021, available in Topaz Blue, it is the perfect solution to complement all colours in the range.









## Raku Duo & Beverage

**NEW COLLECTION & NEW ADDITIONS**



Coupe Plate  
 ◉ RDATEV111  
 28.8cm 11½"  
 CTN QTY 12



Coupe Plate  
 ◉ RDATEV101  
 26cm 10¼"  
 CTN QTY 12




Coupe Plate  
 ◉ RDATEVP81  
 21.7cm 8½"  
 CTN QTY 12



Coupe Bowl  
 ◉ RDATEVB91  
 24.8cm 9¾"  
 113.6cl 40oz  
 CTN QTY 12



Deep Coupe Plate  
 ◉ RDATEPD271  
 28.1cm 11"  
 H: 3.7cm  
 CTN QTY 12



Deep Coupe Plate  
 ◉ RDATEPD251  
 25.5cm 10"  
 H: 3.5cm  
 CTN QTY 12



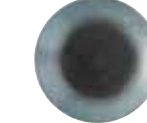
Chefs' Oblong Plate No.4  
 RDATEXO141  
 35.5 x 18.9cm  
 13¾ x 7¾"  
 CTN QTY 6



Chefs' Oblong Plate No.3  
 RDATEXO111  
 29.8 x 15.3cm  
 11¾ x 6"  
 CTN QTY 12




Coupe Plate  
 ◉ RDTQEV111  
 28.8cm 11¼"  
 CTN QTY 12



Coupe Plate  
 ◉ RDTQEV101  
 26cm 10¼"  
 CTN QTY 12




Coupe Plate  
 ◉ RDTQEVBP81  
 21.7cm 8½"  
 CTN QTY 12



Coupe Bowl  
 ◉ RDTQVB91  
 24.8cm 9¾"  
 113.6cl 40oz  
 CTN QTY 12



Deep Coupe Plate  
 ◉ RDTQPD271  
 28.1cm 11"  
 H: 3.7cm  
 CTN QTY 12



Deep Coupe Plate  
 ◉ RDTQPD251  
 25.5cm 10"  
 H: 3.5cm  
 CTN QTY 12



Chefs' Oblong Plate No.4  
 RDTQXO141  
 35.5 x 18.9cm  
 13¾ x 7¾"  
 CTN QTY 6



Chefs' Oblong Plate No.3  
 RDTQXO111  
 29.8 x 15.3cm  
 11¾ x 6"  
 CTN QTY 12



Cappuccino Cup  
 ◉ RKTBCB281  
 34cl 12oz  
 H: 6.5cm  
 Dia: 11cm  
 CTN QTY 12



Cappuccino Cup  
 ◉ RKTBCB201  
 22.7cl 8oz  
 H: 5.5cm  
 Dia: 9.5cm  
 CTN QTY 12



Saucer  
 ◉ RKTBCSS 1  
 15.6cm 6¼"  
 CTN QTY 12  
 (Fits RKTBCB281 & RKTBCB201)



Espresso Cup  
 ◉ RKTBCB91  
 10cl 3.5oz  
 H: 5.5cm  
 Dia: 6.5cm  
 CTN QTY 12



Espresso Saucer  
 ◉ RKTBESS 1  
 11.8cm 4½"  
 CTN QTY 12  
 (Fits RKTBCB91)

Agate-Topaz  
 Code: RDAT

Topaz-Quartz  
 Code: RDTQ

Topaz Blue  
 Code: RKTB

21  
 New Items

unique  
 Each piece is unique

To view the full Studio Prints Raku collection visit [churchill1795.com](http://churchill1795.com)

★ Covered by Churchill 5 Year Edge Chip Warranty

**STUDIO®  
 PRINTS**

**CHURCHILL®**  
 super vitrified



**STUDIO<sup>®</sup>**  
**PRINTS**

NEW COLOUR

# Kintsugi

Interpreting Ceramic Arts

Studio Prints collections are a contemporary take on traditional studio ceramics, the new Kintsugi design is a modern interpretation of the Japanese art of repairing broken pottery. The intricate crackled design features a subtle, reactive texture that makes each piece unique. The design is decorated underglaze, creating a protective layer for added durability.


New in Kintsugi for Spring 2021 is Pearl Grey, a fresh new colourway perfect for mixing with other designs in the Churchill portfolio.



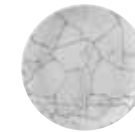




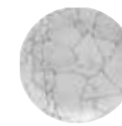
## Kintsugi



Coupe Plate  
**○ KTPGEV111**  
 28.8cm 11 1/4"  
 CTN QTY 12



Coupe Plate  
**○ KTPGEV101**  
 26cm 10 1/4"  
 CTN QTY 12



Coupe Plate  
**○ KTPGEVP81**  
 21.7cm 8 5/8"  
 CTN QTY 12



Coupe Bowl  
**○ KTPGEVB91**  
 24.8cm 9 3/4"  
 113.6cl 40oz  
 CTN QTY 12



Coupe Bowl  
**○ KTPGEVB71**  
 18.2cm 7 1/4"  
 42.6cl 15oz  
 CTN QTY 12




Chefs' Oblong  
 Plate No.4  
**KTPGXO141**  
 35.5 x 18.9cm  
 13 7/8 x 7 5/8"  
 CTN QTY 6



Chefs' Oblong  
 Plate No.3  
**KTPGXO111**  
 29.8 x 15.3cm  
 11 7/8 x 6"  
 CTN QTY 12

### NEW COLOUR

 **Pearl Grey**  
 Code: KTPG

**7**

New Items

*unique*

Each piece is unique

To view the full Studio Prints Kintsugi collection visit [churchill1795.com](http://churchill1795.com)

★ Covered by Churchill 5 Year Edge Chip Warranty

**STUDIO®**  
**PRINTS**

  
**CHURCHILL®**  
 super vitrified





CHURCHILL<sup>®</sup>

[churchill1795.com](http://churchill1795.com)

f Churchill1795

@churchill1795

@Churchill\_1795

630-672-7550

email: [usa@churchill1795.com](mailto:usa@churchill1795.com)

---

#### REGIONAL MANAGERS

Nick Mowat  
[Nick.mowat@churchill1795.com](mailto:Nick.mowat@churchill1795.com)  
Cell: 773-573-3521

David Nelson  
[David.nelson@churchill1795.com](mailto:David.nelson@churchill1795.com)  
Cell: 720-239-3186

In the printing of this brochure, every effort has been made to ensure perfect reproduction of product colours, but due to printing limitations, they may not be an exact match to the actual product.

HILTSPAP21