







5th Grade Flow Chart

Fall to Winter

Step 1	Write the name of each student on a sticky note corresponding with his or her SBAC level as indicated below. Add Lexile scores, and any available DIBELS scores (DORF, Daze).			
If...	SBAC 1 PARCC 1 Pink sticky note	SBAC 2 PARCC 2-3 Yellow sticky note	SBAC 3 PARCC 4 Green sticky note	SBAC 4 PARCC 5 Blue sticky note
Step 2	Sort Sticky Notes by Lexile <i>Any student that has a 800 or above on Lexile is sorted into the first pile, which stays with the data on the right side of the bold line. Then, all of those students are sorted again. Students having a Lexile 1000 or above are placed into group D and students with a Lexile of 999 or below are placed in group C. The students that have a Lexile of 799 or below are sorted into the second pile, which stays with the data on the left side of the bold line. Students having a Lexile between 400-799 are placed into group B. The students that have a DORF of 89 or below are placed into group A. Students having a DORF between 50-89 are placed into group A2, and students with a DORF of 49 or below are placed into A1.</i>			
	Lexile 799 or Below 			Lexile 800 or Above 
Step 3	Lexile is 399 or below AND DORF 89 or Below  Group A	Lexile is 400-799  Group B	Lexile 800-999  Group C	Lexile 1000 and above  Group D
	A1* 0-49 (SIPPS Plus)	A2* 50-89 (SIPPS Challenge)	Cross check with Daze score and weekly assessments (80% or above for Group D). No Lexile score? Use Daze (Group D: 21 or above, Group C: 20 or below) and weekly assessments	

© 2017 www.howdoiplanandteachreadinggroups.com Revised 5/2017tp tina@pelletierconsulting.net strivingreaders@yahoo.com

*Targeted group for use of SIPPS programs or other intervention materials if available