

FWDP Newsletter

Volume 33 Issue 1 January 2018

**Fort Worth Decorative Painters is a Chapter
of the Society of Decorative Painters
Celebrating 33 Years**



Welcome painting friends! As we look forward to 2018, we can also reflect on the past with gratitude. Gratitude to be part of a group who works together to learn new painting techniques and styles and shares that knowledge with each other. Strength comes in numbers. Each of us adds to the strength of our group by the part we play. Through the efforts of fellow members every year we enjoy monthly projects, Saturday paint days, seminars and Christmas party, not to mention the friendships and occasional road trip. I encourage you to always be willing to step up and volunteer, or say yes when asked, when we need another pair of hands. You'll get back more than you give!

Thank you to Louise for coordinating our Christmas party last month. Snowflakes and Friends was a fun theme and beautiful party!

We are kicking off the year by battling the UFO (Unfinished Object). Our January meeting will be a continuation of our November project, a snowman ornament taught by Beth. This will be a work at your own pace with Beth ready to help with questions.

Continuing the UFO, we will have a Saturday paint day on February 3 at the VFW Post in Crowley. Bring whatever you want to finish or start something new. It will be a relaxed day to come and go at your leisure and visit while we paint. See Dusti at our meeting to sign up.

Don't you feel like this quote describes us all?! We are so lucky to have this joy in our lives.

"Art enables us to find ourselves and lose ourselves at the same time." Thomas Merton

I'm looking forward to making more happy memories this year!


Sharlene

Attention Board Members:

**There WILL BE a board meeting
before the January meeting.**

Please be there by 5 pm.

Remember to wear your
nametag to meetings



**Meeting on 4th Monday due to Botanic
Garden closed for Martin Luther King Day**

Meeting is January 22, 2018

5:00 Board Meeting 6:00 Social 6:30 Meeting


FWDP supports the Society of Decorative Painters. Dues are \$60/year. You must be a member of SDP to belong to FWP.
Visit the website at: www.decorativepainters.org

Sunshine—

Shirley Wiesman died on Monday, January 4.

Pat Waymon's husband passed away.

Sandra Perry is having health problems and can not walk. The doctor said "It" is not the flu. She thinks her painting days are now over. Send her a card: 1836 Woodchase Drive, Fort Worth, 76120



Treasurer's Report—Louise Smith

Treasury Report as of 1-16-18

Checking	4,151.40
Savings	4,211.03
Total Checking/Savings	8,362.43

Items for Newsletter

If you bring a homemade food item to the meeting, please share it.....bring me a copy or send by email so I can put it in the newsletter. Also if you attend seminars, classes etc. please sent photos for newslet-

IMPORTANT—PLEASE READ

To allow all our members to paint at each meeting the board has set the following policy.

A short time will be set aside for members to make any payments to the chapter.

Please don't pay the chairmen during the meeting or paint-in.

Monthly Raffles

Board will bring raffle items. Anyone that would like to bring a raffle item is welcome to bring it.



Anyone take photos at the Christmas party besides the ones in this newsletter? If so, send them to me and I will put them in the next newsletter.

Memory Boxes



Website/Press Release – Suzane Godley

Monthly Chapter meeting notices will continue to be sent to a few local small newspapers. If you have a community paper or know of one, send me the contact information and I will submit an article for print. The website is currently being updated for 2018 It will continue to have meeting and special events posted, along with the recent newsletters. Thank you!

HOSPITALITY - Armida Guzman



Board provides Hospitality for the January Meeting

Sandra Perry has donated items to be sold at our
January chapter meeting.
All proceeds will benefit our chapter.

2018 Board

Elected Officers:

President:	Sharlene King
Vice/Program/Pres. Elect:	Nancy Genetti
Vice/Membership/Directory:	Judy Wallis
Secretary/Newsletter:	Peggy Thomas
Treasurer:	Louise Smith

Committees:

Christmas Party:	
Hospitality/Table Attendant:	Armida Guzman
Monthly Raffle:	
Website/Publicity:	Suzane Godley
Parliamentarian:	Yvonne Lowrie
Saturday Specials	Dusti Dancer
Seminars	Nancy Genetti
Sunshine/Birthdays:	Yvonne Lowrie
Memory Boxes	Judy Wallis



4 January Project—continuation of November Project

SNOW GLOBE SUPER ORNAMENT

Instructions and pattern adapted from Seminar Pattern Packet Holly Jolly by Chris Haughey © 2015
Chapter project taught by Beth Stodieck

DecoArt Acrylic Paints:

GREENS	YELLOW	BLUES	REDS	NEUTRALS
Antique Teal	Lemonade	Payne's Grey	Deep Burgundy	White
Hauser Lt Green		Salem Blue	Watermelon Slice	Lt Mocha
Plantation Pine			Melon	

Brushes:

Very good liner brush Small stencil brush Small round
 $\frac{3}{4}$ " – 1" and #6-8 flats or angle for sideloadng Small stippling brush
Medium – large filbert for background washing. Larger is better.

Other Supplies:

- 7" masonite ornament
- Yellow or very overused grey graphite for putting on pattern. Transfer only the snowglobe, the snowman, the scarf and the STEMS of the pine tree. Do not transfer needles, berries or other small details in drawing.
- Deco Art Media, Clear Liquid Glass (optional for dimensional berries)
Beth has this for you if you signed up to order a bottle.
- Blending and glazing medium, brand of your choice. My favorite is JoSonja but others work well, too.
- Snowflake stencil of your choice with small and large snowflakes
- A few good quality Q-tips
- Crystal Glamour Dust glitter Paint for snow globe snow; found locally at Michaels or some Wal-Marts (this is really fun to have on hand and spices up Christmas crafts and Easter eggs, etc.)

Prep Before Meeting:

1. The "correct" side of the wood is the one with the ornament hanger laser cut into the wood.
2. Basecoat both sides of the ornament with Titanium White. You may choose to use sealer with the first coat but since this is good quality masonite, I do not seal. The first two light coats of paint (add a little water if your paint is too thick to go on thinly) do not have to go on in any specific way and light brush strokes are not a problem. When you get to the final coat, thin your paint a little bit and use shape following strokes to get a smooth finish without brushstrokes or ridges, that run from the top to the bottom of the wood.
 - a. The edges of the wood are very nicely finished. I chose to leave that finish showing and not paint the edges. If you get a little paint on the edge, try to get to it quickly with just a damp finger to wipe off the smudge. If it's been on a little while and is stubborn, use the scrubby side of a kitchen sponge and lightly scrub the edge.

Do Not TRANSFER SNOWFLAKES
OR PINE NEEDLES + BERRIES



Circle is 7 inches across.

Saturday Specials—Dusti Dancer

Save the date! February 3, 2018 UFO

There was discussion during the Rosemary West seminar that we needed another day to finish up our projects. One good idea lead to another...

We will have a day for one and all to work on finishing projects or start something new if you don't have any Unfinished Objects (UFO). Nancy will bring the Jo Sonja paints from the Rosemary West seminar, if you need to work on your seminar piece. If you want to work on a different project, come paint at your own pace at the VFW post in Crowley from 9 -4.

There will be a cost of \$10.00 for the day to defray rental cost.

Programs - Nancy Genetti

Our January project will be a continuation of the snow globe taught in November by Beth. Most did not finish their project so here is your chance to do so. Beth will be on hand to answer any questions.

Seminars—Nancy Genetti

If you have any suggestions for seminar teachers, please let Nancy know. If we want to have a seminar next year we will need to get it booked quickly.

2018 Meeting Projects

January Meeting – Beth – Snow globe continuation



February Meeting – LaRue - Christmas Tree Tag



March Meeting – Nancy – Grade A Chicks



April Meeting – Dusti – Snowman Lid



May Meeting – Sharlene – Rocks of Kindness



September Meeting – Dusti – Make It Take It



October Meeting – Louise – Chicken Plate



November Meeting – Nancy – HO HO HO Barrel Stave Santa



Minutes—November 20, 2017

Chapter Meeting

Fort Worth Decorative Painters of SDP

November 20, 2017

The chapter meeting of the Fort Worth Decorative painters was called to order at 6:50 p. m. October 16, 2017 at Botanic Gardens. King served as Chairman. Genetti served as recording secretary.

President – Armida Guzman (absent) – Sharlene welcomed three guests

Secretary - Nancy Genetti

Minutes of the October 16 meeting were approved as printed in the newsletter.

Treasurer Report- Beth

Balance of 9,067.92.

Vice President – Programs – Sharlene King

Beth will be teaching snowman globe tonight. Projects are here to vote on for next year. Please vote for meeting workshop and all-day paint-ins for Saturday specials.

Vice President – Membership/Directory –Judy Wallis

2018 Dues are due. SDP dues are also due. Remember to bring SDP receipt when dues are paid. 28 members for 2017.

Hospitality – Louise Smith

Thanked everyone for bringing food tonight. Board will bring in January. Will have a signup sheet in January for 2018.

Service – Memory Boxes: Judy Wallis

Four memory boxes turned in tonight. Remember boxes are on sale half price often at Hobby Lobby.

Christmas Party

The cost of the meal is \$15. Will take reservations tonight. We will have gifts of five, ornament exchange, silent auction and raffles.

Raffle – Vera Hudnall

We need \$65 - \$70 each month to meet our budget.

Sunshine Tammy Stuart

Seminars – Nancy Genetti

If anyone has suggestions of seminar teachers, please let Nancy know

Old Business –


New Business –

There being no further action to come before the membership, the meeting was adjourned at 7:00 p.m.

Respectfully submitted,

Nancy Genetti, Secretary

November Meeting



Chapter Meeting
Fort Worth Decorative Painters of SDP
December 12, 2017

A special chapter meeting of the Fort Worth Decorative painters was called to order at 6:00 pm December 12, 2017 at Botanic Gardens. Guzman served as Chairman. Genetti served as recording secretary. A quorum was present.

President – Armida Guzman

The slate of officers for 2018 was presented by the nominating committee to the membership for a vote, as follows

President – Sharlene King

Vice President – President Elect – Nancy Genetti

Vice President – Membership – Judy Wallis

Secretary – Peggy Thomas

Treasurer – Louise Smith

Yvonne Lowrie moved that the presented slate officer be approved. Motion passed unanimously.

Respectfully submitted,
 Nancy Genetti, Secretary

Christmas Party





SDP Corner



Society of Decorative Painters



Meet Jennifer Arnold



We are pleased to introduce Jennifer Arnold as the Society of Decorative Painters' new Executive Director. Jennifer will lead the Society's staff in the organization's strategy and mission to provide a fun, creative environment where our members can share ideas and develop skills in all styles of painting. See your email for more information.

Check out SDP's new Website—same address www.decorativepainters.org

If you know someone that wants to learn to paint the Is a new program with SDP "Make With Paint". Simple projects for new painters on line. Check it out so you can tell someone that is interested in learning what they can do.

The Society of Decorative Painters presents



Out and About

If you would like to be featured here—send me photos of a trip, seminar, cruise, convention, anything that you think would be of interest to the members!

Oklahoma City Painting Palooza
Yuletide Treasures
October 22-27, 2018



Fort Worth Decorative Painters

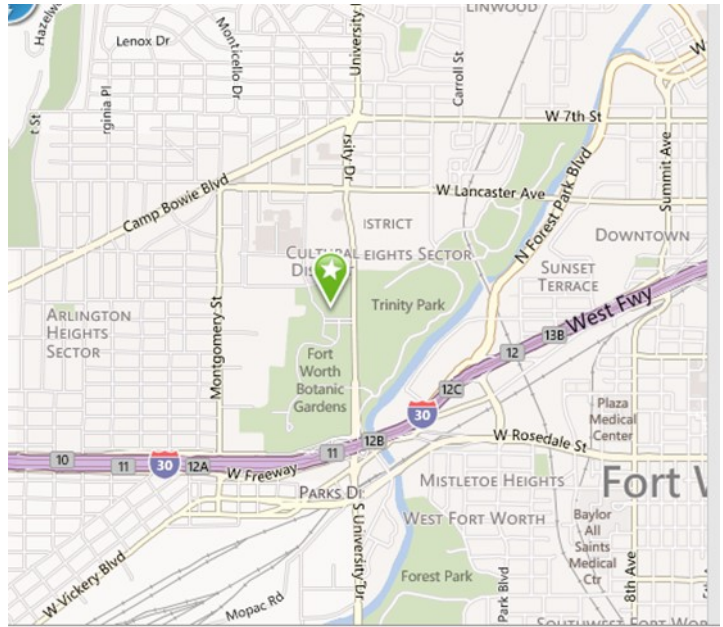
Nancy Genetti
Newsletter Editor
117 Eton Drive
Richardson, TX 75080

Facebook:

Fort Worth Decorative Painters (FWDP)

www.fwdecorativepainters.com

Next Newsletter Deadline February 19, 2018



FWDP Meets the Third Monday of February, March, April, May, September, October & November.

January Meeting 4th Monday and the Christmas Party 2nd Monday in December.

At the

**Botanical Gardens
3220 Botanic Garden Blvd.
Fort Worth, TX 76107**

2018 Dates to Remember

- January 10 Transitional Board meeting
- January 22—Regular meeting, Board Meeting—Program: Beth, continuation of Snow globe from November project
- February 3—Saturday Special—UFO Day
- February 19—Regular Meeting, Board Meeting—Program: LaRue, Christmas Tree tag
- March 19—Regular Meeting, Board Meeting—Program: Nancy, Grade A Chicks
- April 16—Regular Meeting, Board Meeting—Program: Dusti—Snowman Lid
- May 21—Regular Meeting, Board Meeting—Program: Sharlene—Rock Kindness
- September 17—Regular Meeting, Board Meeting—Program: Dusti—Make It Take It Pumpkin Lid
- October 15—Regular Meeting, Board Meeting—Program: Louise, chicken plate
- November 19 = Regular Meeting, Board Meeting—Program: Nancy, Santa Barrel Stave
- December 10—Christmas Party

Saturday Specials Dates to be announced