


October - Block of the Month Stash Buster

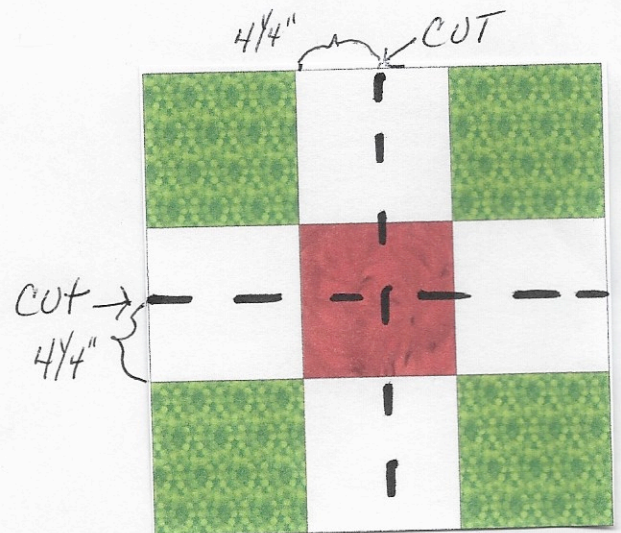
Cut:

- 4 - 9 1/2" squares dark fabric
- 4 - 9 1/2" squares light fabric
- 1 - 9 1/2" square accent fabric




1. Sew into a large nine patch.

2. Cut 9 patch through middle horizontally and vertically.




3. Re-arrange blocks into rows as shown.

4. Sew blocks into rows.



5. Pressing seams of the 1st row to the right & 2nd row to the left. Sew together.



**What can you do with this block?