

## 27.12MHz 50W Class A/AB High Performance ISM Amplifier

- ❖ **Class A/AB 50W amplifier**
- ❖ **27.12MHz ISM band**
- ❖ **50dB typical gain**
- ❖ **Temperature-compensated bias**
- ❖ **>50% typical efficiency**
- ❖ **TTL disable**
- ❖ **Available with heatsink and fan, or enclosed with DC supply and fan**



Representative image.

The RFP27.12-50 is a high gain Class A/AB amplifier designed specifically for the 27.12MHz ISM band. It is ideal as a driver stage in industrial, commercial or scientific systems. It utilizes a combination of three active device technologies for optimum performance and ruggedness, and is supplied with SMA input and output connectors.

### Specifications

$V_{sup} = +28VDC$ ,  $I_{DQ} = 0.75A$ ,  $P_{out} = 50W$ ,  $T_{base} = 30^{\circ}C$ ,  $Z_{load} = 50\Omega$

Parameter	Min	Typ	Max	Units
Freq. Range		27.12		MHz
$P_{1dB}$	50	60		W
Input Power		-3	0	dBm
Gain	47	50		dB
Gain Flatness		N/A		dB
Drain Current		3.4		A
Efficiency		53		%
IRL		-30	-20	dB
$f_2$		-29	-25	dBc
$f_3$		-14	-10	dBc
Dimensions	2.10 X 5.80 X 1.40 (53.34 X 147.32 X 35.56)			inch (mm)

### Maximum Ratings

Operation beyond these ratings will void warranty.

Parameter	Value
$V_{supply}$	24-28VDC
Bias Current	1.0 A
Drain Current	4.7A
Load Mismatch*	3:1
Baseplate Temperature	65°C
Storage Temp.	-40°C to 85°C

\*All phase angles, 50W forward power, current limited to 4.7A for 5 seconds max.


### Option Ordering Info

Heatsink and fan	RFP27.12-50-HSF
Enclosure with DC supply and fan (Mini-System)	RFPS27.12-50

RF and Microwave Power Technology, LLC • 2380 Solitude Drive • Reno, NV 89511 USA  
(775) 842-3280 • [sales@rfmpt.com](mailto:sales@rfmpt.com) • [www.rfmpt.com](http://www.rfmpt.com)

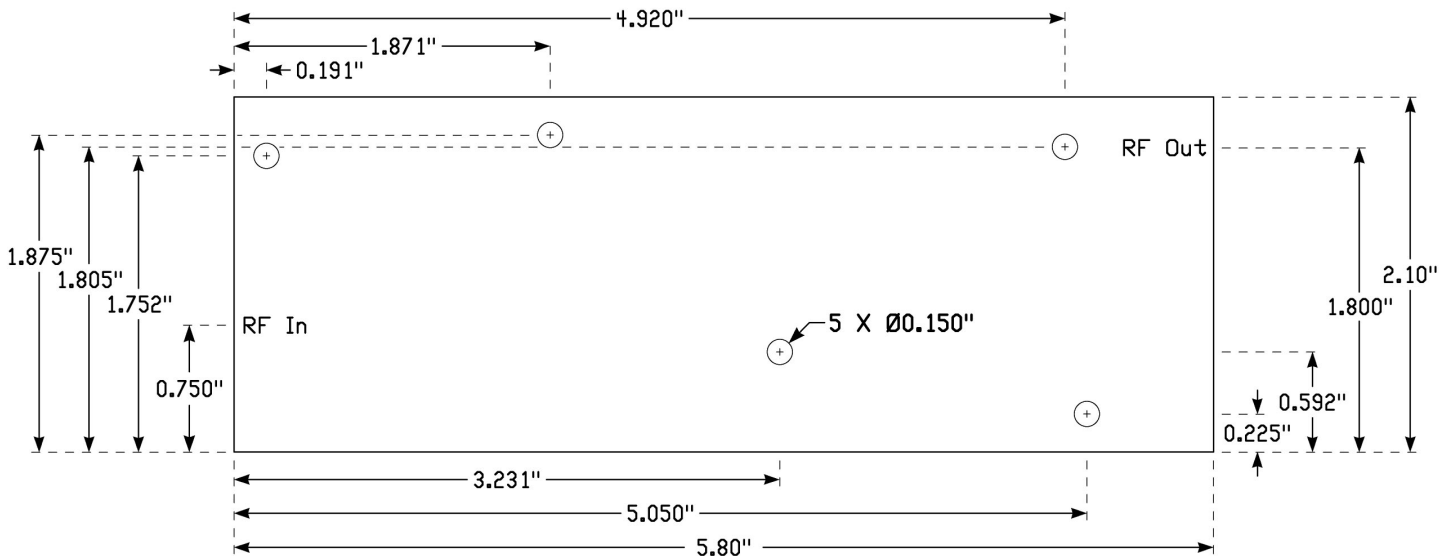
Specifications contained herein are subject to change without notice.  
RF and Microwave Power Technology, LLC assumes no liability for the use of this information.  
© 2017 RF and Microwave Power Technology, LLC

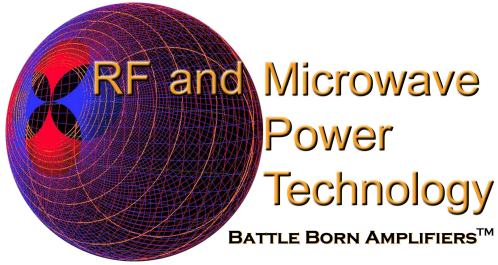




**27.12MHz 50W Class A/AB High Performance ISM Amplifier**

**Amplifier Mounting Hole and RF Locations**





## 27.12MHz 50W Class A/AB High Performance ISM Amplifier

### Instructions for Amplifier Use

- 1) If not supplied with a heatsink, apply a layer of high quality thermal grease (Wakefield Type 120 or equivalent) to the underside of the amplifier baseplate. Thinner is better, but ensure that when mounted to your heatsink, contact across the *entire* baseplate is made. Gaps and air bubbles will significantly reduce cooling, leading to possible amplifier damage. Use five #6-32 screws to mount the amplifier to your heatsink.
- 2) Guarantee sufficient airflow through the heatsink fins to keep the maximum baseplate temperature at or less than that specified in the Maximum Ratings section. Contact RFMPT for details on how to qualify your heatsink's performance, if needed.
- 3) Connect a proper signal source to the RF IN connector, and desired load to the RF OUT connector. Torque connectors to industry standards for the type supplied with the amplifier.
- 4) Connect DC  $V_{supply}$  to the terminal provided. Solder a ground wire to the GND pad. Ensure that the connections are of proper polarity, and within the voltage range in the Maximum Ratings section.
- 5) Apply DC power and sufficient RF drive to achieve desired output level. Do not exceed 50W forward power, or amplifier damage may occur, and will void the warranty.
- 6) To disconnect the amplifier, first remove the RF drive, then DC power, then the RF connections.

Contact the factory at [sales@rfmpt.com](mailto:sales@rfmpt.com) with any questions, or for special options, testing requirements, and/or operating conditions not specified in this document.

### Document Control

Revision	Date	Notes
Pre	4-26-2015	Preliminary release.
A	6-7-2015	Production release.
B	11-29-2017	Updated mechanical specifications, options, company name and logo.

RF and Microwave Power Technology, LLC • 2380 Solitude Drive • Reno, NV 89511 USA  
(775) 842-3280 • [sales@rfmpt.com](mailto:sales@rfmpt.com) • [www.rfmpt.com](http://www.rfmpt.com)

Specifications contained herein are subject to change without notice.  
RF and Microwave Power Technology, LLC assumes no liability for the use of this information.  
© 2017 RF and Microwave Power Technology, LLC

