

2017 VOLUSIA COUNTY FAIR
YOUTH LIVESTOCK
MARKET RECORD BOOK



Exhibitor Name: _____

Age (as of Sept. 1): _____ Grade: _____

Club or Chapter Name
or Independent: _____

Circle one: Steer Lamb
 Swine Goat

PEEWEE AND JUNIOR LEVEL

SCORE: _____

RECORD BOOK REQUIREMENTS AND SCORING

RECORD BOOK SECTIONS	POSSIBLE POINTS
• PROJECT AGREEMENT - PAGE 3	/5
• PROJECT INFORMATION - PAGE 4	/10
• PROJECT SUMMARY - PAGE 5	/10
• COMPONENTS OF MARKET ANIMALS - PAGE 6	/10
• PROJECT INVENTORY - PAGES 7 - 8	/5
• HEALTH RECORD - PAGE 9	/5
• WEIGHT RECORD - PAGE 10	/10
• NON-FEED EXPENSES - PAGE 11	/5
• FEED EXPENSES - PAGE 12	/10
• PROJECT ENTERPRISE SUMMARY - PAGE 13	/5
• PHOTOGRAPHS WITH CAPTIONS - PAGES 14 - 18	/10
• REQUIRED VOLUSIA COUNTY FAIR DOCUMENTS - PAGE 19	/10
• NEATNESS AND ADHERENCE TO GUIDELINES, GRAMMAR, SPELLING	/5
TOTAL POINTS POSSIBLE:	100

RECORD BOOK GUIDELINES

1. The beginning of the project is the date of purchase or acquisition, or June 1st.
2. Record Books are due on November 6, 2017: 9:00 a.m. - 12:00 p.m. at the 4-H Office or 3:00 - 6:00 p.m. in the Townsend Pavilion. Late Record Books will not be accepted.
3. Record Books should be stapled in the top left corner and not placed in a plastic cover or notebook.
4. Record Books should be hand-written, in pen or pencil (if special arrangements need to be made, please contact Laura Cash at 386-822-5778).
5. Have your parent, club leader, or advisor proofread your Record Book.
6. Scoring: 90-100 Blue; 80-89 Red; 70-79 White

PROJECT AGREEMENT

This section is to be completed at the end of the project.

Exhibitor Name: _____

Exhibitor Address: _____

Exhibitor Phone: _____

Exhibitor E-mail: _____

CERTIFICATION STATEMENTS

I hereby certify that as the exhibitor of this project, I have been personally responsible for the care of this animal, I have personally kept records on this project, and I have personally completed this Record Book.

Exhibitor Signature

Date

I/We, the parent(s)/guardian(s), certify that our son/daughter has completed this project, with our encouragement and assistance, has completed this record book, and will comply with all of the rules and regulations of this show.

Parent/Guardian Signature

Date

This exhibitor is a current and active member in good standing with the _____
4-H Club or the _____ FFA Chapter. I have reviewed this book for
completeness and accuracy of reporting.

Club Leader/ FFA Advisor Signature
(if applicable)

Date

DRUG STATEMENT

This is to acknowledge that I have been advised that the presence of any drug, antibiotic, or biological residue in my market animal at slaughter will result in the condemnation of the carcass and forfeiture of all sale proceeds and premiums.

I hereby certify that any drug, antibiotic, or biological residue which may have been administered by myself, or any person, was done so in strict compliance with the manufacturer's label requirements or as prescribed by a veterinarian.

Exhibitor Signature

Parent/Guardian Signature

PURPOSES OF MARKET ANIMAL PROJECTS

1. To acquire an understanding of market animal production by preparing for an animal, purchasing it, caring for it with best management practices, and keeping accurate records.
2. To be able to identify the types and grades of the animal species and to employ efficient methods of marketing the animal to potential buyers.
3. To understand the business aspects and economics of purchasing animals, feed, facilities, and equipment needed for a market animal project.
4. To develop a sense of integrity, good sportsmanship, and cooperation with other exhibitors and the public.
5. To develop leadership abilities, build character, and to assume citizenship responsibilities as an ambassador for the livestock production community.

PROJECT INFORMATION

Name of animal: _____

Breed: _____

Identification number of animal: _____

Ethics number of exhibitor: _____

Is this a chapter or club animal? If so, identify the club or chapter:

Birth date of animal: _____

Date of ownership: _____

Beginning value: _____ Ending Value: _____

Describe how you got this animal:

PROJECT SUMMARY

Your score in this section will be determined by the completeness and thoroughness of your answers, neatness, and your grammar and spelling.

1. What three things do you want to do and learn (answer at the beginning of your project):

- _____
- _____
- _____

Exhibitor Signature

Date

2. Why did you pick this market project?

3. List three things you learned by completing this project (answer at the end of your project):

- _____
- _____
- _____

4. Who has helped you complete this project and how?

5. List three things that you considered to be challenges with your project and how you fixed them:

- _____
- _____
- _____

COMPONENTS OF YOUR MARKET ANIMAL

1. Draw or fasten a picture of your market animal in the space below.
2. Using a pen or marker, draw lines on the picture to divide the animal into at least five WHOLESALE CUTS. Identify them on the picture.
3. Name a RETAIL CUT for each WHOLESALE CUT.
4. Describe, in your own words, what is a WHOLESALE CUT and what is a RETAIL CUT.

WHOLESALE CUTS		RETAIL CUTS	
1.	_____ →	1.	_____
2.	_____ →	2.	_____
3.	_____ →	3.	_____
4.	_____ →	4.	_____
5.	_____ →	5.	_____

PROJECT INVENTORY

List all equipment and you had at the beginning of the project. After listing your **inventory**, list those items you purchased after you began the project oldest items to newest. List only those items that you plan to keep past the end of the project. Examples: Clippers, buckets, blowers, chutes, show boxes, brushes and combs. Do not list items such as feed, shampoo and conditioner. The year is from fair to fair.

ITEM (INVENTORY) A	DATE ACQUIRED B	PURCHASE COST OR VALUE C	EXPECTED LIFE OF ITEM D	NUMBER OF YEARS OF USAGE E
<i>Ex: Blower</i>	<i>12/2014</i>	<i>\$394.95</i>	<i>Est. life of 10 years</i>	<i>3</i>
<i>Ex: Clippers</i>	<i>3/2/2015</i>	<i>\$239.95</i>	<i>Est. life of 5 years</i>	<i>3</i>
<i>Ex: Bucket</i>	<i>7/18/2016</i>	<i>\$19.98</i>	<i>Est. life of 2 years</i>	<i>2</i>
<i>Ex: Show Box</i>	<i>1/23/2017</i>	<i>\$525.00</i>	<i>Est. life of 5 years</i>	<i>1</i>
	TOTALS	<i>\$1,179.88</i>		

PROJECT INVENTORY

ITEM DESCRIPTION (INVENTORY) A	DATE ACQUIRED B	PURCHASE COST OR VALUE C	EXPECTED LIFE OF ITEM D	NUMBER OF YEARS OF USAGE E
TOTALS		\$		

HEALTH RECORD

The Health Record includes all health-related activities (veterinary services, de-worming, medicated feeds with withdrawal times, and vaccinations). You should include what treatment was used, how it was administered, and the purpose of the treatment. Include standard animal care, such as health certificates. If you have a project animal that does not require worming, etc. please note in the provided section.

[illegible]

MARKET WEIGHT RECORD

A minimum of **three** weights must be recorded. Complete the table of the recorded weights, determine the A.D.G. and chart the weights in the graph provided. Knowing how much your animal is gaining each day is essential to raising a healthy production animal. Weights can be measured using scales, weight tapes, or estimated.


DATE WEIGHED	WEIGHT IN POUNDS (#)	POUNDS GAINED
Date you got animal:		
November 6, 2017		

Average Daily Gain (A.D.G.) in Pounds

$$\frac{\text{Final Weight}}{\text{lbs.}} - \frac{\text{Beginning Weight}}{\text{lbs.}} = \frac{\text{Total Pounds Gained}}{\text{lbs.}}$$

$$\frac{\text{Total Pounds Gained}}{\text{lbs.}} \div \frac{\text{Days on Feed}}{\text{days}} = \frac{\text{Average Daily Gain}}{\text{lbs.}}$$

Create a bar graph below using the dates you weighed your animal and the weights you recorded.



NON-FEED EXPENSES

List amounts in columns by month. Include descriptions (you may estimate costs for doses of medicine). This page can be duplicated.

MONTH AND YEAR	VETERINARY SERVICES	MEDICATIONS/ OTHER TREATMENTS	BEDDING	REGISTRATION FEES	HOUSING/RENT/ LEASING	CLIPPING/ SHEARING FEES	TRANSPORTATION	ADVERTISING/ MARKETING	OTHER - PLEASE SPECIFY	MONTHLY TOTAL
<i>Ex: August 2016</i>	<i>\$150 for home visit</i>	<i>\$25 for antibiotics</i>		<i>\$15 entry fee for VCF</i>			<i>\$10 gas to take animal to tagging</i>	<i>\$10 for stamps, envelopes for letters</i>		<i>\$210.00</i>
										\$
										\$
										\$
										\$
										\$
										\$
										\$
										TOTAL: \$

FEED EXPENSES

1. Attach a copy of a receipt for feed and the nutrition label from the bag below.

2. How did you decide upon the type of feed and the amounts to feed your animal?

3. Draw pictures of at least five (5) things that your animal needs to be healthy.

PROJECT ENTERPRISE SUMMARY

OTHER INCOME

List other shows or events that you took your market animal to and enter awards and premiums earned. If there were none, enter zero.

DATE	DESCRIPTION	AWARD
TOTAL		

SPONSOR INCOME

List income from sponsors in the chart below. If you do not receive financial support from a sponsor, then enter zero.

DATE	DESCRIPTION	TOTAL
TOTAL		

SPONSOR DONATIONS

List donations of supplies, transportation, equipment, and other items below.

DATE	DESCRIPTION
9/13/16	Club leader transported animal to jackpot show in trailer.

PROJECT PHOTOGRAPHS - A VISUAL STORY

Include at least five photographs with you and your project animal, from the beginning to the end of your project, and that reflect various aspects of your project. Photographs should be 3"x5" or 4"x6". Make sure that your photographs are attached neatly and securely. In the space below the picture write a caption. Each caption should include:

- Date
- Description of activity or event
- Skill learned




PHOTO CAPTION:

DATE: _____

PROJECT PHOTOGRAPHS - A VISUAL STORY

Include at least five photographs with you and your project animal, from the beginning to the end of your project, and that reflect various aspects of your project. Photographs should be 3"x5" or 4"x6". Make sure that your photographs are attached neatly and securely. In the space below the picture write a caption. Each caption should include:

- Date
- Description of activity or event
- Skill learned




PHOTO CAPTION:

DATE: _____

PROJECT PHOTOGRAPHS - A VISUAL STORY

Include at least five photographs with you and your project animal, from the beginning to the end of your project, and that reflect various aspects of your project. Photographs should be 3"x5" or 4"x6". Make sure that your photographs are attached neatly and securely. In the space below the picture write a caption. Each caption should include:

- Date
- Description of activity or event
- Skill learned




PHOTO CAPTION:

DATE: _____

PROJECT PHOTOGRAPHS - A VISUAL STORY

Include at least five photographs with you and your project animal, from the beginning to the end of your project, and that reflect various aspects of your project. Photographs should be 3"x5" or 4"x6". Make sure that your photographs are attached neatly and securely. In the space below the picture write a caption. Each caption should include:

- Date
- Description of activity or event
- Skill learned




PHOTO CAPTION:

DATE: _____

PROJECT PHOTOGRAPHS - A VISUAL STORY

Include at least five photographs with you and your project animal, from the beginning to the end of your project, and that reflect various aspects of your project. Photographs should be 3"x5" or 4"x6". Make sure that your photographs are attached neatly and securely. In the space below the picture write a caption. Each caption should include:

- Date
- Description of activity or event
- Skill learned




PHOTO CAPTION:

DATE: _____

REQUIRED VOLUSIA COUNTY FAIR DOCUMENTS

Attach to this page, in the order listed, the following documents:

- A. Volusia County Fair Entry Form
- B. The Bill of Sale, Registration Paper, or Lease Agreement
- C. Health Certificate, if applicable
- D. A copy of your Buyer Letter
- E. Optional: A copy of your Ethics letter

List at least three (3) buyers with their complete contact information:

GLOSSARY OF TERMS

ASSET - Something that is owned and has an economic value

AVERAGE DAILY GAIN - Average daily gain (ADG) is a critical performance measure that is computed by dividing the total pounds the animal gained through the project by the total number of days on feed.

BEGINNING WEIGHT or INITIAL WEIGHT OF ANIMAL UPON PURCHASE OR ACQUISITION - The weight of the animal when acquired

BILL OF SALE, REGISTRATION PAPER, OR LEASE AGREEMENT - Proof of ownership

BQA - Beef Quality Assurance, an online class that deals with production

BREAK-EVEN COST PER POUND - Total expenses divided by the estimated or final weight

BUYER LETTER - A letter written to a potential buyer of an market animal. Guidelines are included the Livestock Handbook

COST OF GAIN - Feed cost per pound of gain, determined by the total cost of feed fed divided by the total pounds gained

CONVERSION - Pounds of feed fed per pound of gain

DATE ACQUIRED - The date that the animal is in your ownership

DEPRECIATION - Each year, the item loses part of its original value. The decrease in value of items used in the project is called depreciation.

ETHICS - A three to four hour class taken every three years from a certified instructor that deals with the ethical treatment of show animals

EXPENSES - Charges for services or products

FEED EXPENSES - Project expenses related to the feeding of the animal: feed, supplements, hay, etc.

HEALTH CERTIFICATE - A statement of health issued by a licensed veterinarian within the last 30 days (out-of-state) and the last 90 days in Florida

INCOME - Money received for goods or services, or from other sources

INVENTORY - An inventory is a list of items in one's possession related to the project that have value. Closing inventory is what is present at the end of the project.

LOSS - Money for project items that adds up to more than the amount received or earned

NON-FEED EXPENSES - Non-feed expenses are those project expenses that are not related to the feeding of the animal. They include grooming, housing, veterinary care, transportation, envelopes and stamps, etc.

PQA - Pork Quality Assurance, an online class that deals with production

PROFIT - The difference between the purchase price and supplies for the project and the sale, or market, price

PURCHASE COST OR VALUE - The amount of money paid to purchase the animal

VACCINATION - A substance that is given to an animal to protect against a particular disease.

- SQ—SUBCUTANEOUS, UNDER THE SKIN

- IM—INTRAMUSCULAR, INTO A MUSCLE

- IV—INTRAVENOUS, INTO A VEIN

- TOPICAL—ONTO SKIN

- ORAL—INGESTED

VALUE AT THE BEGINNING, END OF PROJECT - This refers to the market value of the animal at the beginning and end of the project. These values may or may not be the same as the purchase and sale prices.

VOLUSIA COUNTY FAIR ENTRY FORM - The entry form is found in the Livestock Handbook and asks for the ear tag number, Ethics number, Social Security or TIN number, exhibitor and animal information, etc.

WHOLESALE CUTS: Wholesale cuts are the large cuts of meat that are shipped to retailers. Retail cuts are the family sized or single serving cuts that are purchased at the store.

RESOURCES:

Florida State Fair Youth Livestock General Record Book

Volusia County Fair Record Book

Michigan 4-H Livestock Record Book

McLean County 4-H Swine Project Record Book

Alachua County Youth Fair and Livestock Show Record Book