


Masterpiece Heirloom Scenes

All items, unless specifically requested, will come cut out to light up. If you want a different cut-out pattern from that shown, please notify us when ordering.

Instructions on ordering: The Masterpiece Heirloom Series scenes are made by stacking items from different numerical sets.


For medium displays, first choose your base: (either TBM-182 or TBM-199), then select one item from the TBM-183 sets and one item from the TBM-184 sets.

To make larger winter sets, use base TBM-186, scenic front TBM-187, and **two** from the TBM-183 sets. To make larger sets for other seasons, use base TBM-197 and **two** from the TBM-183 sets.

Item Number	Description	Size (Inches)	Bisque
Bases for Medium Scenes			
TBM-182	Medium Smooth Base for all TBM-183 & TBM-184 Pieces (sold separately)	1.5 Tall by 10 Wide	15.00
TBM-199	 <p>183N, 184I, 199</p> <p>Nature Base for all 183 & 184 Scenes (sold separately)</p>	4 by 10.5	22.50

Bases for Large Scenes


TBM-186



37.50

Mountain Base for TBM-183E (Colonial Winter Lightup) or TBM-183F (Mountain Train Lightup)

TBM-197





3 High by
16 Long



37.50

Countryside Base for TBM-183I, 183J, & 183K

183 Sets (Select **one** for medium displays or **two** for a large display)


TBM-183B	 <p>Winter Valley Lightup (Shown with TBM-184I and TBM-199 base, sold separately)</p>	7.5 Tall by 10 Wide	25.00
TBM-183C	 <p>Alpine Spring Lightup (Shown with TBM-184C and base, sold separately)</p>	7 Tall by 10 Wide	25.00

TBM-183D	 <p>Available from Cindy's Ceramics & Molds</p>	7.5 Tall by 10 Wide	25.00
TBM-183E	 <p>Available from Cindy's Ceramics & Molds</p> <p>183E, 184B, 199</p>	7.5 Tall by 10 Wide	25.00
	<p>Boatyard Village Lightup (shown with TBM-184G and base sold separately)</p> <p>Colonial Winter Lightup (shown with TBM-184B and TBM-199, sold separately)</p>		

TBM-183F	 <p>183F, 184B, 199</p> <p>Mountain Train Lightup (shown with TBM-184B and TBM-199, sold separately)</p>	7.5 Tall by 10 Wide	25.00
TBM-183I	 <p>Watermill Lightup (shown with TBM-184F [not currently available] and base, sold separately)</p>	7.5 Tall by 10 Wide	25.00

<p>TBM-183J</p>	 <p>A ceramic lightup depicting a rural scene with a large grey house, a red barn, and a smaller wooden shed, all set on a hillside with greenery and a blue sky background. A watermark reads 'Available from Cindy's Ceramics & Molds'.</p>	<p>7.5 Tall by 11 Wide</p>	<p>25.00</p>
<p>TBM-183L</p>	 <p>A ceramic lightup depicting a coastal scene with a tall lighthouse, a red boat, and a small building on a rocky shore. A watermark reads 'Available from Cindy's Ceramics & Molds'. At the bottom of the image, the text '183K, 183L, 197' is visible.</p>	<p>5 High by 10 Long</p>	<p>25.00</p>
	<p>Boat & Marina Lightup</p>		

TBM-183K




13 by 10

30.00

Large Lighthouse Lightup (Base and Scenic Front
sold Separately)

TBM-183M



11 by 10.5

25.00

Winter Church Lightup (TBM-199 Base and Scenic Front sold Separately)

TBM-183P




10 by 10

25.00

Medium Lighthouse Lightup (Base and Scenic Front sold Separately)

Scenic Fronts for Medium Scenes

*Mountain
Adventure*




TBM-184B

3.5 Tall by
10 Wide

10.00

Scenic Front for any Winter Scenes (shown in
forefront)

TBM-184C




3 Tall by 10
Wide

10.00

Scenic Front for TBM-183C Alpine Spring Lightup
(Shown in front of river)



TBM-184F



3 Tall by 10
Long

10.00

Fence Front for TBM-183I & TBM-183J

TBM-184G	 <p>Scenic Front for all Nautical Scenes (shown in front of lighthouse and water)</p>	3 Tall by 10 Wide	10.00
TBM-184I	 <p>183N, 184I, 199</p> <p>Horse and Carriage Scenic Front for 183F (shown with 183N, not currently available)</p>	3.5 Tall by 10 Wide	10.00

TBM-184K




3 by 10

12.00

Scenic Front for Boat Workyard (shown above,
Medium Lighthouse and Base sold Separately)

Scenic Fronts for Large Scenes

TBM-187



4 High by
8.5 Wide

12.40

Church & Covered Bridge for TBM-186 (shown in
forefront)

Small Scenes

TBM-195F




5.5 by 5

20.00

Small Lightup Lighthouse Scene (requires no additional bases or scenic fronts)

TBM-195H



5.5 by 5

20.00

Watermill Small Lightup (requires no additional
bases or scenic fronts)

TBM-195I		6 by 5	20.00
Icy Winter Scenes			
TBM-300	Base for 300 & 303 Scenes (shown below)	2.5 by 7	15.00
TBM-301A		10 by 7.5	25.00
Icy Church Lightup (shown finished two different ways atop TBM-300, sold separately)			

TBM-301B



9 by 7

25.00

Icy Watermill Lightup (shown finished two different ways atop TBM-300, sold separately)

TBM-301C



7 by 9.5

25.00

Dolphin Lightup
(Rests atop TBM-300 to light up, sold separately)

TBM-301D



11.5 by 7

27.50

Icy Lighthouse Lightup (shown finished two different ways atop TBM-300, sold separately)