

Using Information to Draw Conclusions

NOT So Fast: The Art of Elimination

Most students are fairly proficient at using information to determine which object in a group is being referenced. But many children have significant difficulty in using the same information to determine which objects are *not* being referenced. Using information to eliminate extraneous choices is a critical skill that is sadly lacking in our students. The ability to eliminate choices draws on a wide range of language skills. Students must understand negation, synthesize information, and draw conclusions, to name a few. Working on each of these skills separately does not always translate to an ability to use them concurrently. The focus of this workbook is to teach students to understand negation, systematically eliminate incorrect choices, and synthesize information to draw conclusions.

Administering the Pretest *(Pages 11-14)*

The pretest is provided in order to determine a student's current ability to eliminate choices, and as a means to measure progress. Both pages of the pretest should be given in the following manner:

Each item of the test should be completed with a different colored crayon for scoring purposes. Before you begin the test, you will need a red, blue, green, orange, and purple crayon for each student. Allow the students to have only one crayon at a time and collect the crayons after each item.

1. Give each student page one of the pretest. Review the pictures to ensure that the students are familiar with each object. The purpose of this program is not to increase vocabulary skills or general knowledge, so if you feel that your students may be unfamiliar with an object as it is presented in the test, provide them with any information they may need. For instance: "What is this picture? Yes, a snake. A snake doesn't have legs; it slithers. What is this? A dragonfly. A dragonfly is a bug that can fly. It comes out of a tiny egg. And what is this? Yes, an airplane. An airplane has wings and can fly. What is this? Yes, a butterfly. A butterfly is a bug that comes out of a cocoon..."
2. Begin the test by reading the directions at the top. Emphasize that they should put an X on ALL of the pictures that do NOT match the clue. Give each child a red crayon and say, "Here's the first clue. Ready? The thing I am thinking of can fly. Put an X on all of the things that do NOT match that clue. When you're finished, give me your crayon." Repeat the clue and the prompt "Put an X on all of the things that do NOT match that clue" as necessary.
3. Give each child a blue crayon, and administer item #2 in the same manner. Some students may put more than one X on each picture; do not correct this at this time. Continue with green for #3, orange for #4, and purple for #5.
4. After the last clue say, "Great job! Now look at your paper. Which picture was I thinking of?" Have each student (or you) fill in their guess at the bottom of the page.
5. Give each student a copy of page two of the pretest, and administer it in the same way.

Scoring the Pretest

The pretest can be scored in two different ways, depending on whether the student marked only one X on each picture, or more than one X on each picture.

One X on Each Picture: Use this scoring method only if every picture has **only one X**. For this method, *each item is scored based on the pictures that have not been Xed out*. An incorrect answer on one item does not necessarily create a domino-effect of incorrect answers.

Page 11

1. #1 is correct if there is a red X on the snake and the shark. If one of these pictures is missing an X, or if there is a red X on any other picture, this item is incorrect.
2. #2 is correct if there is a blue X on the kite and the helicopter. If one or both of these pictures had been previously Xed out, the item is still correct. If there is a blue X on the dragonfly, airplane, butterfly, bird, or bat, then the item is incorrect. If either the kite or the helicopter is missing an X, the item is incorrect. *NOTE: if the student did NOT place a red X on either the snake or the shark, and then put a blue X on it (because it does not have wings), the item is counted as correct.*
3. #3 is correct if there is a green X on the airplane, or if there is no green X at all because the airplane had been previously Xed out. If there is a green X on the snake, dragonfly, butterfly, bird, shark or bat, the item is incorrect. *NOTE: if the student did NOT place a blue X on either the kite or helicopter, and then put a green X on it (because it is not alive), the item is counted as correct.*
4. #4 is correct if there is an orange X on the bird and the bat. If one or both of these pictures had been previously Xed out, the item is still correct. If there is an orange X on the dragonfly or butterfly, the item is incorrect. *NOTE: If the student did not put an X on any of the previous items, but put an orange X on them (because they're not insects), the item is counted as correct.*
5. #5 is correct if there is a purple X on the dragonfly. *NOTE: If the student did not put an X on any of the previous items, but put a purple X on them (because they don't come out of cocoons), the item is counted as correct.*
6. The answer written at the bottom of the page is not scored.

Scoring the Pretest – One X on Each Picture

Page 13

1. #1 is correct if there is a red X on the kite and the car. If one of these pictures is missing an X, or if there is a red X on any other picture, this item is incorrect.
 2. #2 is correct if there is a blue X on the school bus and the desk. If one or both of these pictures had been previously Xed out, the item is still correct. If there is a blue X on the crayons, stapler, scissors, pencil, or calculator, the item is incorrect. If either the school bus or the desk is missing an X, then the item is incorrect. *NOTE: if the student did NOT place a red X on the car, and then put a blue X on it (because it cannot be held in your hand), the item is counted as correct. A blue X on the kite is incorrect.*
 3. #3 is correct if there is a green X on the calculator, or if there is no green X at all because the calculator had been previously Xed out. If there is a green X on any other picture, the item is incorrect.
 4. #4 is correct if there is an orange X on the stapler and scissors. If one or both of these pictures had been previously Xed out, the item is still correct. If there is an orange X on the crayons or pencil, the item is incorrect. If either the kite or the helicopter is missing an X, the item is incorrect. *NOTE: If the student did not put an X on any of the previous items, but put an orange X on them (because they cannot write on paper), the item is counted as correct.*
 5. #5 is correct if there is a purple X on the pencil. *NOTE: If the student did not put an X on any of the previous items, but put a purple X on them (because they are not colorful), the item is counted as correct.*
 6. The answer written at the bottom of the page is not scored.
-

Scoring the Pretest

More Than One X on Each Picture: Use this scoring method if any of the pictures has **more than one X**. In this method, *each item is scored based on all of the pictures in the grid*, regardless of whether they have been previously Xed out.

Page 11

1. #1 is correct if there is a red X on the snake and the shark. If either of these pictures does not have an X, or if any other picture does have an X, the item is incorrect.

2. #2 is correct if there is a blue X on the snake, shark, kite, and helicopter. If any of these pictures does not have a blue X, or if there is a blue X on the dragonfly, airplane, butterfly, bird, or bat, the item is incorrect.
3. #3 is correct if there is a green X on the airplane, kite, and helicopter. If any of these pictures does not have a green X, or if there is a green X on the snake, dragonfly, butterfly, bird, shark, or bat, the item is incorrect.
4. #4 is correct if there is an orange X on the snake, airplane, bird, shark, kite, bat, and helicopter. If any of these pictures does not have an orange X, or if there is an orange X on the dragonfly or butterfly, the item is incorrect.
5. #5 is correct if there is a purple X on every picture except the butterfly. If any of these pictures does not have a purple X, or if there is a purple X on the butterfly, the item is incorrect.
6. The answer written at the bottom of the page is not scored.

Scoring the Pretest – More Than One X on Each Picture

Page 13

1. #1 is correct if there is a red X on the kite and the car. If either of these pictures does not have an X, or if any other picture does have an X, the item is incorrect.
2. #2 is correct if there is a blue X on the school bus, desk, and car. If any of these pictures does not have a blue X, or if there is a blue X on the crayons, stapler, scissors, pencil, kite, or calculator, the item is incorrect.
3. #3 is correct if there is a green X on the calculator. If the calculator does not have a green X, or if there is a green X on the crayons, stapler, scissors, pencil, school bus, desk, kite, or car, the item is incorrect. (Yes, I do realize that a school bus and a car have batteries – you can score them as such if you wish!)
4. #4 is correct if there is an orange X on the stapler, scissors, school bus, desk, kite, calculator, or car. If any of these pictures does not have an orange X, or if there is an orange X on the crayons or pencil, the item is incorrect.
5. #5 is correct if there is a purple X on every picture except the crayons. If any of these pictures does not have a purple X, or if there is a purple X on the crayons, the item is incorrect.
6. The answer written at the bottom of the page is not scored.

Worksheets

Chapter One (Pages 15-28)

This section of worksheets is designed to introduce students to the concept of negation. Before beginning each worksheet, review the pictures and ensure that the students are familiar with each picture. The students will most likely be able to immediately determine the correct picture from each clue, so emphasize that they *must put an X on the **wrong answer***. Point out to the students often that when they put an X on a picture, they are essentially taking it away. “A chipmunk does not have a long neck, so we can take that picture away; it’s the wrong answer. Put an X on the chipmunk to show that it’s not the right picture.”

As students progress through these pages, you can reduce the amount of prompting before they are allowed to X. For some students, you may be able to reduce the level of prompting to “I am going to give you the clue, and then you can make the X. *Remember to make the X to show which picture you are throwing away.*”

Toward the end of the section another picture is added to the line. Emphasize to students that they must put an X on **ALL** of the pictures that do not match the clue.

Chapter Two (Pages 29-36)

This section of worksheets is designed to make students more attentive to the clue. Some items require the student to cross two pictures, but some items require them to cross out only one. They must think about how each clue relates to the pictures to determine what should be crossed out. When only one picture is crossed out, and two are left, discuss how both of the pictures relate to the clue. Point out that in order to narrow it down to only one picture, they would need more information.

Again, toward the end of this section, another picture is added to the line. Additionally, students are given more than one clue. Present the clues one at a time. After students have crossed out pictures based on the first clue, point out that in order to narrow it down to one picture, they need more information. Then give them the second clue and allow them to cross out the appropriate picture(s).

Chapter Three(Pages 37-48)

This section of worksheets is designed to help students learn to ignore the pictures that have already been crossed out. On each worksheet, after the second and third clues, remind students that they do not need to put an X on pictures that have already been crossed out. Once a picture has an X, it’s been taken away, they don’t need to look at it any more. While working in this section, continue to remind students that each picture should only have ONE X.

Throughout this section, the prompting is reduced from, for example, “Put an X on all of the animals that do not have fins,” to “Put an X on all of the pictures that do not match that clue.” By the end of this section, students should be able to complete the items with no prompt at all. In this section, continue to discuss with the students how each picture does or does not relate to the given clue.

Chapter Four (Pages 49-58)

This section of worksheets is designed to increase students’ confidence with processing larger amounts of information. There are six to nine pictures on each worksheet, and clues that require students to cross out one to three pictures. In this section, continue to discuss with the students how each picture does or does not relate to the given clue. Continue to remind students that each picture should only have ONE X.

Administering the Post Test (Pages 59-62)

The post test is administered in the same manner as the pretest. Each item of the test should be completed with a different colored crayon for scoring purposes. Before you begin the test, you will need a red, blue, green, orange, and purple crayon for each student. Allow the students to have only one crayon at a time and collect the crayons after each item.

1. Give each student page one of the post test. Review the pictures to ensure that the students are familiar with each object. If you feel the students may be unfamiliar with an object as it is presented in the test, provide them with any information they may need.
2. Begin the test by reading the directions at the top. Emphasize that they should put an X on ALL of the pictures that do NOT match the clue. Give each child a red crayon and say, “Here’s the first clue. Ready? The thing I am thinking of can fly. Put an X on all of the things that do NOT match that clue. When you’re finished, give me your crayon.” Repeat the clue and the prompt “Put an X on all of the things that do NOT match that clue” as necessary. You can remind the students that each picture should only have ONE X.
3. Give each child a blue crayon, and administer item #2 in the same manner. Continue with green for #3, orange for #4, and purple for #5.
4. After the last clue say, “Great job! Now look at your paper. Which picture was I thinking of?” Have each student (or you) fill in their guess at the bottom of the page.
5. Give each student a copy of page two of the post test, and administer it in the same way.

Scoring the Post Test

Each picture on the post test should have only one X. *Remember that each item is scored based on the pictures that are not Xed out.*

Page 59

1. #1 is correct if there is a red X on the turtle and the goldfish. If one of these pictures is missing an X, or if there is a red X on any other picture, this item is incorrect.
2. #2 is correct if there is a blue X on the hot air balloon and the helicopter. If one or both of these pictures had been previously Xed out, the item is still correct. If there is a blue X on the owl, Pegasus, air plane, bee, or butterfly, then the item is incorrect. If either the kite or the helicopter is missing an X, the item is incorrect. *NOTE: if the student did NOT place a red X on either the turtle or goldfish, and then put a blue X on it (because it does not have wings), the item is counted as correct.*
3. #3 is correct if there is a green X on the airplane, or if there is no green X at all because the airplane had been previously Xed out. If there is a green X on the owl, goldfish, Pegasus, turtle, bee, or butterfly, the item is incorrect. *NOTE: if the student did NOT place a blue X on either the hot air balloon or the helicopter, and then put a green X on it (because it is not alive), the item is counted as correct.*
4. #4 is correct if there is an orange X on the owl and the pegasus. If one or both of these pictures had been previously Xed out, the item is still correct. If there is an orange X on either the bee or the butterfly, the item is incorrect. *NOTE: If the student did not put an X on any of the previous items, but put an orange X on them (because they're not insects), the item is counted as correct.*
5. #5 is correct if there is a purple X on the bee. *NOTE: If the student did not put an X on any of the previous items, but put a purple X on them (because they don't come out of cocoons), the item is counted as correct.*
6. The answer written at the bottom of the page is not scored.

Page 61

1. #1 is correct if there is a red X on the balloons and the motorcycle. If one of these pictures is missing an X, or if there is a red X on any other picture, this item is incorrect.
2. #2 is correct if there is a blue X on the book case and the computer. If one or both of these pictures had been previously Xed out, the item is still correct. If there is a blue X on the

calculator, scissors, balloons, paint, tape, or pen, the item is incorrect. If either the book case or the computer is missing an X, the item is incorrect. *NOTE: if the student did NOT place a red X on the motorcycle, and then put a blue X on it (because it cannot be held in your hand), the item is counted as correct. A blue X on the balloons is incorrect.*

3. #3 is correct if there is a green X on the calculator, or if there is no green X at all because the calculator had been previously Xed out. If there is a green X on any other picture, the item is incorrect.










4. #4 is correct if there is an orange X on the tape and scissors. If one or both of these pictures had been previously Xed out, the item is still correct. If there is an orange X on the pen or paint, the item is incorrect. *NOTE: If the student did not put an X on any of the previous items, but put an orange X on them (because they cannot write on paper), the item is counted as correct.*

5. #5 is correct if there is a purple X on the pen. *NOTE: If the student did not put an X on any of the previous items, but put a purple X on them (because they are not colorful), the item is counted as correct.*

6. The answer written at the bottom of the page is not scored.

Name: _____ Date: _____

I am thinking of one of these pictures. I will give you clues to help you figure out which picture I'm thinking of. After each clue, put an X on all of the pictures that do NOT match that clue. When only one picture is left, that's the one I'm thinking of!

 snake	 dragonfly	 airplane
 butterfly	 bird	 shark
 Kite	 bat	 helicopter










1. The thing I am thinking of can fly.
2. The thing I am thinking of has wings.
3. The thing I am thinking of is alive.
4. The thing I am thinking of is an insect (bug).
5. The thing I am thinking of comes out of a cocoon.

I am thinking of a _____ !

This page is blank.

Name: _____ Date: _____

I am thinking of one of these pictures. I will give you clues to help you figure out which picture I'm thinking of. After each clue, put an X on all of the pictures that do NOT match that clue. When only one picture is left, that's the one I'm thinking of!

 crayons	 stapler	 scissors
 pencil	 school bus	 desk
 kite	 calculator	 car

1. The thing I am thinking of can be found at school.
2. The thing I am thinking of can be held in your hand.
3. The thing I am thinking of does not need a battery.
4. The thing I am thinking of can write on paper.
5. The thing I am thinking of is colorful.

I am thinking of a _____ !

This page is blank.

Name: _____ Date: _____

Which animals did I see at the zoo?

1. I saw an animal with a long neck.

Which animal has a long neck? Which animal does **NOT** have a long neck?

Put an **X** on the animal that does **NOT** have a long neck.



I did **NOT** see a _____ at the zoo. I saw a _____ at the zoo!

2. I saw an animal that hops.

Which animal hops? Which animal does **NOT** hop?

Put an **X** on the animal that does **NOT** hop.




I did **NOT** see a _____ at the zoo. I saw a _____ at the zoo!

3. ***I saw an animal that can fly.***

Which animal can fly? Which animal can **NOT** fly?

Put an **X** on the animal that can **NOT** fly.



I did **NOT** see a _____ at the zoo. I saw a _____ at the zoo!

4. ***I saw an animal that lives in water.***

Which animal lives in water? Which animal does **NOT** live in water?

Put an **X** on the animal that does **NOT** live in water.



I did **NOT** see a _____ at the zoo. I saw a _____ at the zoo!

5. ***I saw an animal that has a shell.***

Which animal has a shell? Which animal does **NOT** have a shell?

Put an **X** on the animal that does **NOT** have a shell.



I did **NOT** see a _____ at the zoo. I saw a _____ at the zoo!


Name: _____ Date: _____

What did I eat today?

1. I ate something in a bowl.

Which food is in a bowl? Which food is **NOT** in a bowl?

Put an **X** on the food that is **NOT** in a bowl.

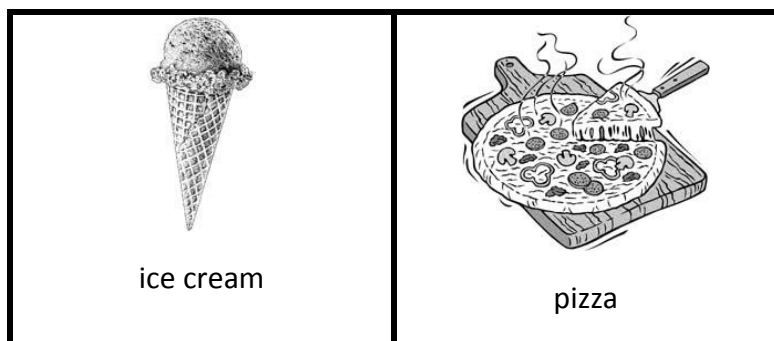


I did **NOT** eat a _____ today. I ate _____ today!

2. I ate something cold.

Which food is cold? Which food is **NOT** cold?

Put an **X** on the food that is **NOT** cold.




I did **NOT** eat _____ today. I ate _____ today!

3. ***I ate something hot.***

Which food is hot? Which food is **NOT** hot?

Put an **X** on the food that is **NOT** hot.

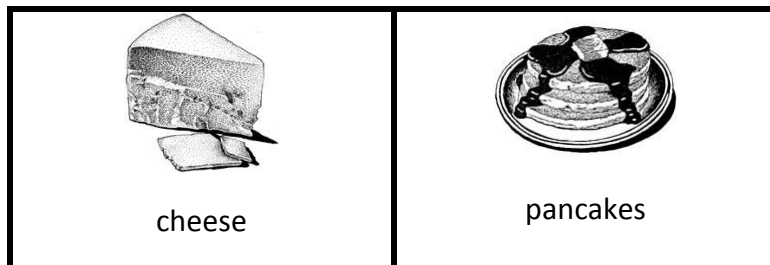


I did **NOT** eat a _____ today. I ate _____ today!

4. ***I ate something with syrup.***

Which food has syrup? Which food does **NOT** have syrup?

Put an **X** on the food that does **NOT** have syrup.




I did **NOT** eat _____ today. I ate _____ today!

5. ***I ate something that has a bun.***

Which food has a bun? Which food does **NOT** have a bun?

Put an **X** on the food that does **NOT** have a bun.



I did **NOT** eat _____ today. I ate a _____ today!

Name: _____ Date: _____

What did I bring to school today?

1. I brought something that cuts paper.

Which thing cuts paper? Which thing does **NOT** cut paper?

Put an **X** on the thing that does **NOT** cut paper.



crayons



scissors

I did **NOT** bring a _____ to school. I brought a _____ to school.

2. I brought something that holds books.

Which thing holds books? Which thing does **NOT** hold books?

Put an **X** on the thing that does **NOT** hold books.



backpack




pencil sharpener

I did **NOT** bring a _____ to school. I brought a _____ to school!

3. ***I brought something that writes on paper.***

Which thing writes on paper? Which thing does **NOT** write on paper?

Put an **X** on the thing that does **NOT** write on paper.

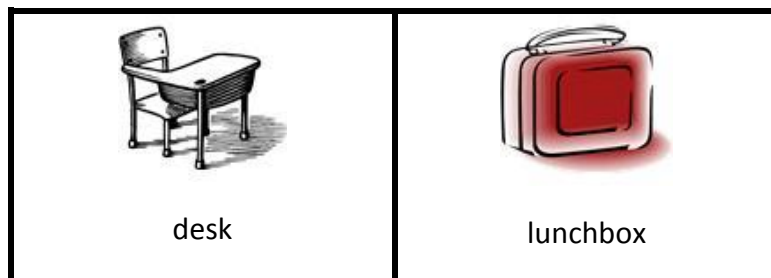


I did **NOT** bring a _____ to school. I brought a _____ to school!

4. ***I brought something to hold my lunch.***

Which thing can hold my lunch? Which thing can **NOT** hold my lunch?

Put an **X** on the thing that can **NOT** hold my lunch.



I did **NOT** bring a _____ to school. I brought a _____ to school!

5. ***I brought something that is sticky.***

Which thing is sticky? Which thing is **NOT** sticky?

Put an **X** on the thing that is **NOT** sticky.



I did **NOT** bring a _____ to school. I brought a _____ to school!

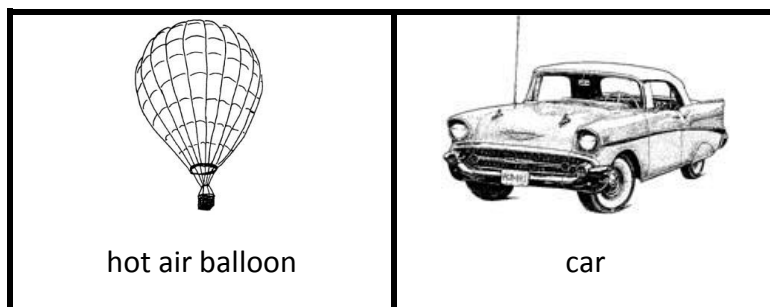
Name: _____ Date: _____

What kind of vehicle do I have?

1. My vehicle has wheels.

Which vehicle has wheels? Which vehicle does **NOT** have wheels?

Put an **X** on the vehicle that does **NOT** have wheels.

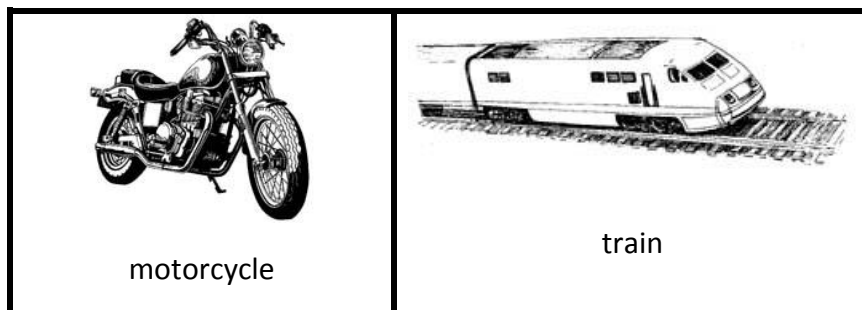


I do **NOT** have a _____. I have a _____!

2. My vehicle can hold a lot of people.

Which vehicle can hold a lot of people? Which vehicle can **NOT** hold a lot of people?

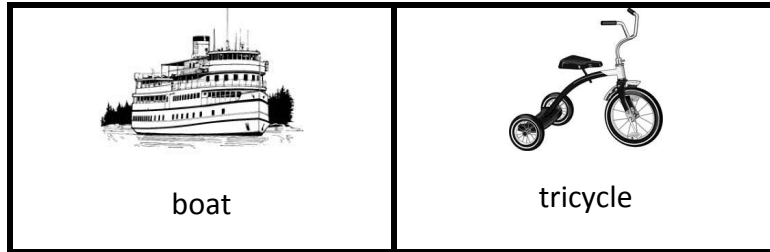
Put an **X** on the vehicle that can **NOT** hold a lot of people.



I do **NOT** have a _____. I have a _____!

3. ***My vehicle goes in the water.***

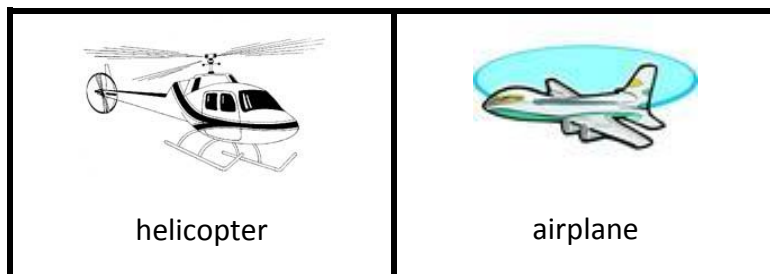
Which vehicle goes in the water? Which vehicle does **NOT** go in the water?
Put an **X** on the vehicle that does **NOT** go in the water.



I do **NOT** have a _____. I have a _____!

4. ***My vehicle has wings.***

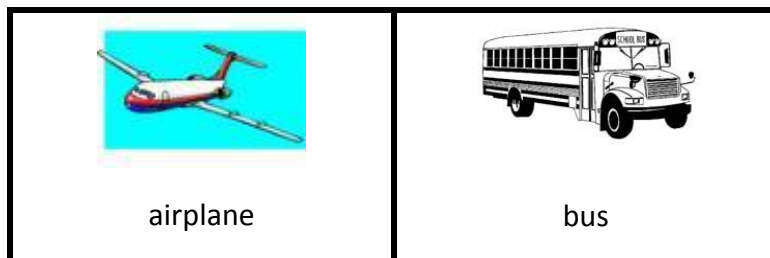
Which vehicle has wings? Which vehicle does **NOT** have wings?
Put an **X** on the vehicle that does **NOT** have wings.



I do **NOT** have a _____. I have a _____!

5. ***My vehicle is yellow.***

Which vehicle is yellow? Which vehicle is **NOT** yellow?
Put an **X** on the vehicle that is **NOT** yellow.



I do **NOT** have a _____. I have a _____!

Name: _____ Date: _____

What kind of pet do I have?

1. My pet has long ears.

Which pet has long ears? Which pet does **NOT** have long ears?

Put an **X** on the pet that does **NOT** have long ears.




I do **NOT** have a _____. I have a _____!

2. My pet can eat people.

Which pet can eat people? Which pet can **NOT** eat people?


Put an **X** on the pet that can **NOT** eat people.



I do **NOT** have a _____. I have a _____!

3. ***My pet lives in the water.***

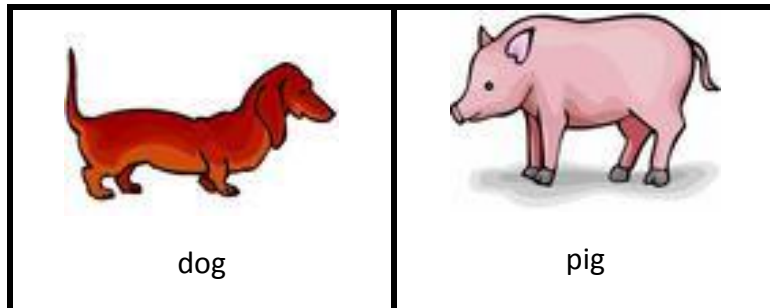
Which pet lives in the water? Which pet does **NOT** live in the water?
Put an **X** on the pet that does **NOT** live in the water.



I do **NOT** have a _____. I have a _____!

4. ***My pet barks.***

Which pet barks? Which pet does **NOT** bark?
Put an **X** on the pet that does **NOT** bark.



I do **NOT** have a _____. I have a _____!

5. ***My pet has whiskers.***

Which pet has whiskers? Which pet does **NOT** have whiskers?
Put an **X** on the pet that does **NOT** have whiskers.



I do **NOT** have a _____. I have a _____!

Name: _____ Date: _____

Guess which picture I'm thinking of...

1. *This thing is round.*

Which thing is round? Which thing is **NOT** round?

Put an **X** on the thing that is **NOT** round.



I am **NOT** thinking of the _____. I am thinking of the _____!

2. *This is a person you see at Christmas .*

Which person do you see at Christmas? Which person do you **NOT** see at Christmas?

Put an **X** on the person you do **NOT** see at Christmas.



I am **NOT** thinking of the _____. I am thinking of the _____!

3. ***This person is helping animals .***




Put an **X** on **ALL** of the people who are **NOT** helping animals.

		
man building a bird house	bride	guitar player

I am thinking of the _____ !

4. ***This thing can fly.***


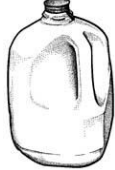

Put an **X** on **ALL** of the things that can **NOT** fly.

		
car	train	kite

I am thinking of the _____ !

5. ***This is something to drink .***

Put an **X** on ALL of the things that are **NOT** drinks.

		
butter	milk	pancakes

I am thinking of the _____ !

Name: _____ Date: _____

Guess which picture I'm thinking of...

1. *This person is working.*

Which person is working? Which person is **NOT** working?

Put an **X** on the person who is **NOT** working.



I am **NOT** thinking of the _____. I am thinking of the _____!

2. *This vehicle has two wheels .*

Which vehicle has two wheels? Which vehicle does **NOT** have two wheels?

Put an **X** on the vehicle that does **NOT** have two wheels.



I am **NOT** thinking of the _____. I am thinking of the _____!

3. ***This thing has buttons.***


Put an **X** on **ALL** of the things that do **NOT** have buttons.

		
computer	cards	football

I am thinking of the _____!

4. ***This animal can climb trees .***

Put an **X** on **ALL** of the animals that do **NOT** climb trees.

		
penguin	camel	squirrel

I am thinking of the _____!

5. ***This thing is sharp.***

Put an **X** on ALL of the things that are **NOT** sharp.

		
calculator	push pins	backpack

I am thinking of the _____!

Name: _____ Date: _____

1. **What am I thinking of?** This is something you find in a bathroom.

 toilet paper	 tooth brush	 saw
---	--	--

Put an X on all the things that are **NOT** in a bathroom.

I'm thinking of _____ or _____.

2. **What am I thinking of?** This is something you can wear on your feet.

 boots	 wheel barrow	 shoe
---	--	--

Put an X on all the things you can **NOT** wear on your feet.

I'm thinking of _____ or _____.




3. **What am I thinking of?** This is something you use to carry things.

 ball	 candle	 shopping bag
---	---	---

Put an X on all the things that do **NOT** carry things.

I'm thinking of a _____.




4. **What am I thinking of?** This is something you use when it rains.

 <small>© Sonlight Technologies, Inc. RT1001.COPY1</small> umbrella	 <small>© Sonlight Technologies, Inc. RT1001.COPY1</small> swing set	 <small>© Sonlight Technologies, Inc. RT1001.COPY1</small> boots
--	---	---

Put an X on all the things you do **NOT** use when it rains.

I'm thinking of _____ or _____.

5. **What am I thinking of?** This is something that holds water.

 <small>© Sonlight Technologies, Inc. RT1001.COPY1</small> bucket	 <small>© Sonlight Technologies, Inc. RT1001.COPY1</small> hair dryer	 <small>© Sonlight Technologies, Inc. RT1001.COPY1</small> hammer
--	--	--

Put an X on all of the things that do **NOT** hold water.

I'm thinking of a _____.

6. **What am I thinking of?** This is something you use in the dark.

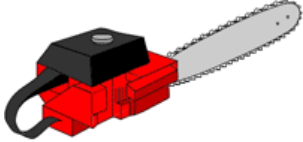


 <small>© Sonlight Technologies, Inc. RT1001.COPY1</small> jump rope	 <small>© Sonlight Technologies, Inc. RT1001.COPY1</small> sun glasses	 <small>© Sonlight Technologies, Inc. RT1001.COPY1</small> flashlight
---	---	--

Put an X on all of the things you do **NOT** use in the dark.

I'm thinking of a _____.

Name: _____ Date: _____

1. **What am I thinking of?** This is something children play with.

 chain saw	 blocks	 axe
--	---	--




Put an X on all of the things that children do **NOT** play with.
I'm thinking of _____.

2. **What am I thinking of?** This is something sharp.

 saw	 axe	 box
---	---	---




Put an X on all of the things that are **NOT** sharp.
I'm thinking of _____ or _____.

3. **What am I thinking of?** This is used to clean the house.

 teddy bear	 screw driver	 vacuum cleaner
---	---	---

Put an X on all of the things that are **NOT** used to clean the house.
I'm thinking of a _____.

4. **What am I thinking of?** This can hold juice.

 <p>baby bottle</p>	 <p>lollipop</p>	 <p>mug</p>
--	---	--

Put an X on all of the things that can **NOT** hold juice.

I'm thinking of _____ or _____.




5. **What am I thinking of?** This makes music.

 <p>clock</p>	 <p>guitar</p>	 <p>eyes</p>
--	---	--

Put an X on all of the things that do **NOT** make music.

I'm thinking of a _____.

6. **What am I thinking of?** This is a place where *people* can live.

 <p>bird house</p>	 <p>teepee</p>	 <p>igloo</p>
---	---	--

Put an X on all of the places where *people* can **NOT** live.

I'm thinking of _____ or _____.

Name: _____ Date: _____

1. **What animal am I thinking of?** This animal has fur.

		
lizard	snake	tiger

Put an X on all the animals that do **NOT** have fur.

I'm thinking of a _____.

2. **What animal am I thinking of?** This animal lives in water.

		
raccoon	dolphin	butterfly

Put an X on all the animals that do **NOT** live in water.

I'm thinking of a _____.

3. **What animal am I thinking of?** This animal can fly.

		
dragonfly	polar bear	camel

Put an X on all the animals that can **NOT** fly.

I'm thinking of a _____.

4. **What animal am I thinking of?** This animal can eat people.

			
deer	lion	cow	butterfly

Put an X on all the animals that can **NOT** eat people.

I'm thinking of a _____.

5. **What animal am I thinking of?** This animal lives in water **and** has sharp teeth.





			
elephant	goldfish	mouse	shark

First, put an X on all the animals that do **NOT** live in water.

Now, put an X on all the animals that do **NOT** have sharp teeth.

I'm thinking of a _____.

6. **What animal am I thinking of?** This animal can hop **and** has fur.

			
frog	parrot	pig	rabbit

First, put an X on all the animals that can **NOT** hop.

Now, put an X on all the animals that do **NOT** have fur.

I'm thinking of a _____.

Name: _____ Date: _____



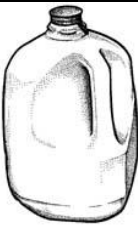
1. **What am I thinking of?** This animal lives in the jungle.

		
dog	polar bear	monkey

Put an X on all the animals that do **NOT** live in the jungle.

I'm thinking of a _____.




2. **What am I thinking of?** This drink is hot.

		
coffee	lemonade	milk

Put an X on all the drinks that are **NOT** hot.

I'm thinking of a _____.



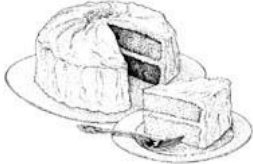
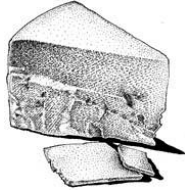
3. **What am I thinking of?** This vehicle is large.

		
motorcycle	school bus	tricycle

Put an X on all the vehicles that are **NOT** large.

I'm thinking of a _____.

4. **What am I thinking of?** This food is hot.

 pizza	 ice cream	 cake	 cheese
--	--	--	---

Put an X on all the foods that are **NOT** hot.

I'm thinking of a _____.

5. **What am I thinking of?** This school supply is sticky **and** comes on a roll.

 pencil	 glue	 tape	 calculator
---	---	--	---

First, put an X on all the school supplies that are **NOT** sticky.

Now, put an X on all the school supplies that do **NOT** come on a roll.

I'm thinking of a _____.

6. **What am I thinking of?** This drink is cold **and** comes in a box.


 juice	 tea	 soda	 lemonade
--	--	--	---

First, put an X on all the drinks that are **NOT** cold.

Now, put an X on all the drinks that do **NOT** have come in a box.

I'm thinking of a _____.

Name: _____ Date: _____



What animal did I see at the zoo?

1. This animal lives in the water.

Put an X on all of the animals that do **NOT** live in the water.

2. This animal has fins.



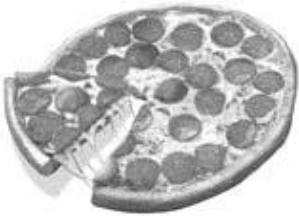

Put an X on all of the animals that do **NOT** have fins.

3. This animal has sharp teeth.

Put an X on all of the animals that do **NOT** have sharp teeth.

I saw a _____ at the zoo!

Name: _____ Date: _____

 <p>Salad</p>	 <p>hamburger</p>
 <p>pizza</p>	 <p>hot dog</p>

What did I have for lunch?

1. This food is hot.

Put an X on all of the foods that are **NOT** hot.

2. This food has a bun.


Put an X on all of the foods that do **NOT** have a bun.

3. This food is long and thin.

Put an X on all of the foods that are **NOT** long and thin.

I had a _____ for lunch!

Name: _____ Date: _____



What kind of vehicle do I have?

1. This vehicle has wheels.

Put an X on all of the vehicles that do **NOT** have wheels; they do not match that clue.

2. This vehicle has doors.


Put an X on all of the vehicles that do **NOT** have doors; they do not match that clue.

3. This vehicle holds lots of people.

Put an X on all of the vehicles that do **NOT** hold a lot of people; they do not match that clue.

I have a _____!

Name: _____ Date: _____



What did I play with?

1. This toy goes in the sky.

Put an X on all of the toys that do **NOT** go in the sky; they do not match that clue.

2. This toy has a string.





Put an X on all of the toys that do **NOT** have a string; they do not match that clue.

3. This toy is round.

Put an X on all of the toys that are **NOT** round; they do not match that clue.

I played with a _____ !

Name: _____ Date: _____

 <p>coffee</p>	 <p>soda</p>
 <p>milk</p>	 <p>juice</p>

What did I have to drink?

1. This drink is cold.

Put an X on all of the drinks that are **NOT** cold; they do not match that clue.

2. This drink comes in a box.





Put an X on all of the drinks that do **NOT** come in a box; they do not match that clue.

3. This drink is white.

Put an X on all of the drinks that are **NOT** white; they do not match that clue.

I had _____ to drink!

Name: _____ Date: _____

 <p>building a bird house</p>	 <p>gardening</p>
 <p>cooking dinner</p>	 <p>feeding the birds</p>

What did I do this weekend?

1. I did this outside.

Put an X on all of the activities that are **NOT** done outside; they do not match that clue.

2. I did this to help the birds.





Put an X on all of the activities that do **NOT** help the birds; they do not match that clue.

3. I had to use a hammer.

Put an X on all of the activities that do **NOT** require a hammer; they do not match that clue.

I _____ this weekend!

Name: _____ Date: _____

 <p>soccer</p>	 <p>baseball</p>
 <p>running/track</p>	 <p>archery</p>

What sport did I play?

1. When I played this sport, I had to run.

Put an X on all of the sports that do **NOT** make you run; they do not match that clue.

2. When I played this sport, I used a ball.

Put an X on all of the sports that do **NOT** use a ball; they do not match that clue.

3. The ball was black and white.

Put an X on all of the sports that do not match that clue.

I played _____ !

Name: _____ Date: _____



What did I do after school?

1. I did this outside.

Put an X on all of the activities that do not match that clue.

2. I had to sit down to do this.

Put an X on all of the activities that do not match that clue.

3. I should have worn a helmet to do this.

Put an X on all of the activities that do not match that clue.

I _____ this weekend!

Name: _____ Date: _____



astronaut



trash man



carpenter



doctor

What is my job?

1. I work on earth.

Put an X on all of the jobs that do not match that clue.

2. I have to carry heavy things.

Put an X on all of the jobs that do not match that clue.

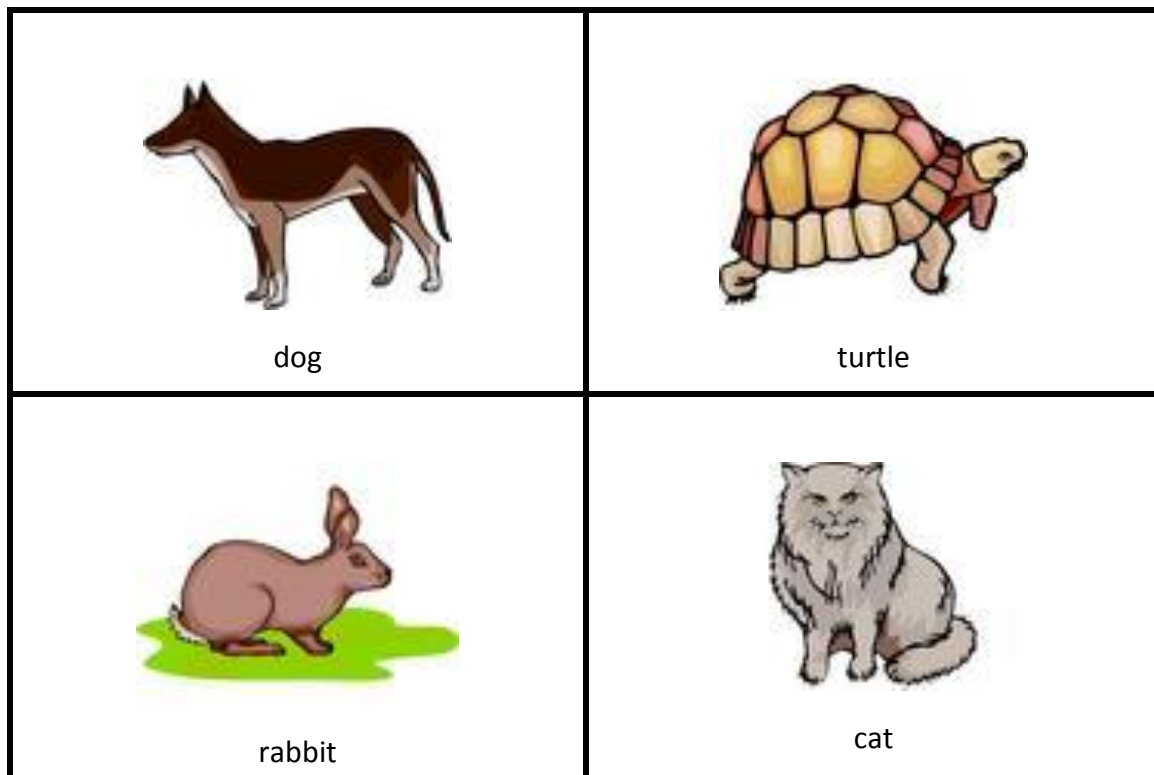
3. I use a hammer and saw.

Put an X on all of the jobs that do not match that clue

My job is a _____!

Name: _____ Date: _____

Put an X on the pictures that do not match the clues.







What kind of pet do I have?

1. My pet is furry.
2. My pet has a long tail.
3. My pet can catch a Frisbee.

My pet is a _____!

Name: _____ Date: _____

Put an X on the pictures that do not match the clues.

 <p>crayons</p>	 <p>bird</p>
 <p>plane</p>	 <p>kite</p>





What did I get for my birthday?

1. I got something that can fly.
2. I got something that has wings.
3. I got something that is alive.

I got a _____ for my birthday!

Name: _____ Date: _____

Put an X on the pictures that do not match the clues.

 camp fire	 umbrella
 flashlight	 candle







What did I use during the storm?

1. This gives off light.
2. This can be found inside the house.
3. This is very hot.

I used a _____ during the storm!

Name: _____ Date: _____

I am thinking of one of these pictures. I will give you clues to help you figure out which picture I'm thinking of. After each clue, put an X on all of the pictures that do NOT match that clue. When only one picture is left, that's the one I'm thinking of!

 sun	 camp fire	 candle
 iron	 oven	 key

1. The thing I am thinking of is hot.

Put an X on all of the things that are **NOT** hot; they do not match that clue.

2. The thing I am thinking of is found inside a house.

Put an X on all of the things that are **NOT** inside a house; they do not match that clue.







3. The thing I am thinking of cooks food.

Put an X on all of the things that do **NOT** cook food; they do not match that clue.

I am thinking of a _____!

Name: _____ Date: _____

I am thinking of one of these pictures. I will give you clues to help you figure out which picture I'm thinking of. After each clue, put an X on all of the pictures that do NOT match that clue. When only one picture is left, that's the one I'm thinking of!

 book case	 desk	 crayons
 horse	 backpack	 dump truck

1. The thing I am thinking of can be found at school.

Put an X on all of the things that are **NOT** found at school; they do not match that clue.

2. The thing I am thinking of holds books.

Put an X on all of the things that do **NOT** hold books; they do not match that clue.

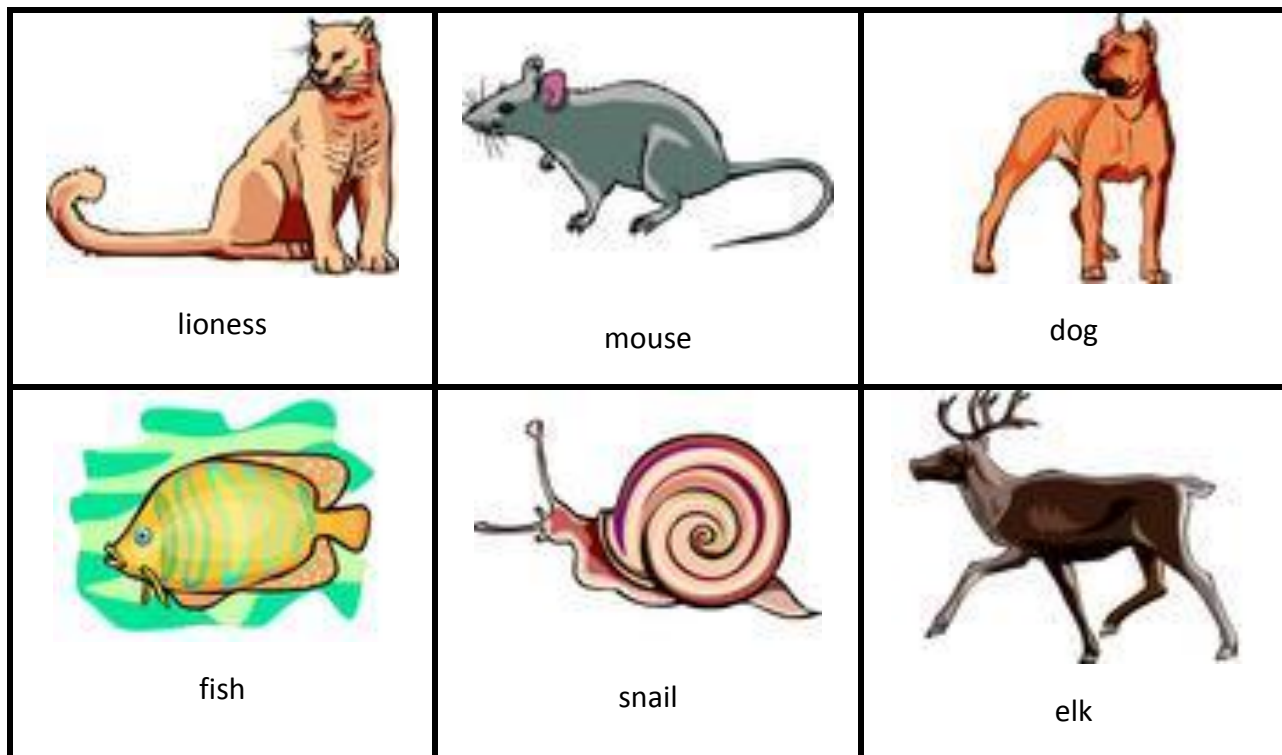
3. The thing I am thinking of has shelves.

Put an X on all of the things that do **NOT** have shelves; they do not match that clue.

I am thinking of a _____!

Name: _____ Date: _____

I am thinking of one of these pictures. I will give you clues to help you figure out which picture I'm thinking of. After each clue, put an X on all of the pictures that do NOT match that clue. When only one picture is left, that's the one I'm thinking of!



1. The animal I am thinking of has legs.

Put an X on all of the animals that do **NOT** found at school; they do not match that clue.

2. The animal I am thinking of has a long tail.

Put an X on all of the animals that do **NOT** have long tails; they do not match that clue.




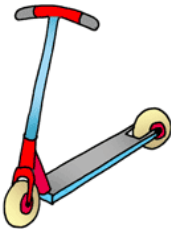

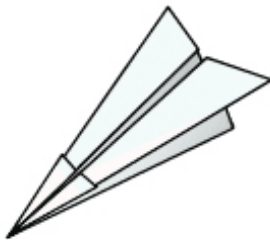
3. The animal I am thinking of is very small.

Put an X on all of the animals that are **NOT** small; they do not match that clue.

I am thinking of a _____!

Name: _____ Date: _____

I am thinking of one of these pictures. I will give you clues to help you figure out which picture I'm thinking of. After each clue, put an X on all of the pictures that do NOT match that clue. When only one picture is left, that's the one I'm thinking of!

 <p>tricycle</p>	 <p>rolling chair</p>	 <p>tractor</p>
 <p>scooter</p>	 <p>baby buggy</p>	 <p>paper airplane</p>

1. The thing I am thinking of has wheels.

Put an X on all of the things that do **NOT** have wheels; they do not match that clue.

2. The thing I am thinking of is used by children.

Put an X on all of the things that are **NOT** used by children; they do not match that clue.


3. The thing I am thinking of has pedals.

Put an X on all of the things that do **NOT** have pedals; they do not match that clue.

I am thinking of a _____!

Name: _____ Date: _____

I am thinking of one of these pictures. I will give you clues to help you figure out which picture I'm thinking of. After each clue, put an X on all of the pictures that do NOT match that clue. When only one picture is left, that's the one I'm thinking of!



1. The thing I am thinking of is something you eat for dessert.
Put an X on all of the things that you do **NOT** eat for dessert; they do not match that clue.


2. The thing I am thinking of is something that is cold.
Put an X on all of the things that do not match that clue.

3. The thing I am thinking of is something that comes on a cone.
Put an X on all of the things that do not match that clue.

I am thinking of _____!

Name: _____ Date: _____

I am thinking of one of these pictures. I will give you clues to help you figure out which picture I'm thinking of. After each clue, put an X on all of the pictures that do NOT match that clue. When only one picture is left, that's the one I'm thinking of!



1. The thing I am thinking of is something you can eat for breakfast.
Put an X on all of the things that do not match that clue.

2. The thing I am thinking of is something you can put butter on.
Put an X on all of the things that do not match that clue.

3. The thing I am thinking of is usually sweet and sticky.
Put an X on all of the things that do not match that clue.

I am thinking of _____!

Name: _____ Date: _____

I am thinking of one of these pictures. I will give you clues to help you figure out which picture I'm thinking of. After each clue, put an X on all of the pictures that do NOT match that clue. When only one picture is left, that's the one I'm thinking of!



surgeon/doctor



waiter



pizza delivery guy



bus driver



construction worker



garbage man

1. The worker I am thinking of carries things.
Put an X on all of the workers that do not match that clue.
2. The worker I am thinking of works with food.
Put an X on all of the workers that do not match that clue.
3. The worker I am thinking of might go to your house.
Put an X on all of the workers that do not match that clue.

I am thinking of a _____!

Name: _____ Date: _____

I am thinking of one of these pictures. I will give you clues to help you figure out which picture I'm thinking of. After each clue, put an X on all of the pictures that do NOT match that clue. When only one picture is left, that's the one I'm thinking of!

 sewing	 singing	 exercising
 hiking	 sweeping	 reading

1. The activity I am thinking of is usually done standing up.
Put an X on all of the things that do not match that clue.










2. The activity I am thinking of requires sneakers.
Put an X on all of the things that do not match that clue.

3. The activity I'm thinking of is done outdoors.
Put an X on all of the things that do not match that clue.

I am thinking of _____!

Name: _____ Date: _____

I am thinking of one of these pictures. I will give you clues to help you figure out which picture I'm thinking of. After each clue, put an X on all of the pictures that do NOT match that clue. When only one picture is left, that's the one I'm thinking of!

 ostrich	 raccoon	 fish
 lion	 seahorse	 kangaroo
 chicken	 bear	 spider

1. The animal I am thinking of lives on land.
Put an X on all of the animals that don't match that clue.

2. The animal I am thinking of has four legs.
Put an X on all of the animals that don't match that clue.










3. The animal I am thinking of has a long tail.

4. The animal I am thinking of can eat people.

I am thinking of a _____ !

Name: _____ Date: _____

I am thinking of one of these pictures. I will give you clues to help you figure out which picture I'm thinking of. After each clue, put an X on all of the pictures that do NOT match that clue. When only one picture is left, that's the one I'm thinking of!





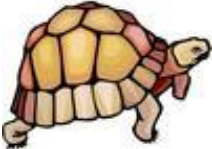




 car	 guitar	 birthday cake
 horse	 ambulance	 bike
 toaster	 tree	 sled

1. The animal I am thinking of can be found outside.
2. The animal I am thinking of can take you places.
3. The animal I am thinking of has wheels.
4. The animal I am thinking of is used in an emergency.

I am thinking of a _____ !

Name: _____ Date: _____

I am thinking of one of these pictures. I will give you clues to help you figure out which picture I'm thinking of. After each clue, put an X on all of the pictures that do NOT match that clue. When only one picture is left, that's the one I'm thinking of!

 owl	 goldfish	 pegasus
 hot air balloon	 turtle	 air plane
 bee	 helicopter	 butterfly










1. The thing I am thinking of can fly.
2. The thing I am thinking of has wings.
3. The thing I am thinking of is alive.
4. The thing I am thinking of is an insect (bug).
5. The thing I am thinking of comes out of a cocoon.

I am thinking of a _____ !

This page is blank.

Name: _____ Date: _____

I am thinking of one of these pictures. I will give you clues to help you figure out which picture I'm thinking of. After each clue, put an X on all of the pictures that do NOT match that clue. When only one picture is left, that's the one I'm thinking of!

 book case	 computer	 calculator
 scissors	 balloons	 paint
 motorcycle	 tape	 pen

1. The thing I am thinking of can be found at school.
2. The thing I am thinking of can be held in your hand.
3. The thing I am thinking of does not need a battery.
4. The thing I am thinking of can write on paper.
5. The thing I am thinking of is colorful.

I am thinking of a _____ !

This page is blank.

Not So Fast Progress Record

Student	Pretest	Page 15	Page 16	Page 17	Page 18	Page 19	Page 20	Page 21	Page 22	Page 23	Page 24	Page 25

Student	Page 26	Page 27	Page 28	Page 29	Page 30	Page 31	Page 32	Page 33	Page 34	Page 35	Page 36	Page 37

Not So Fast Progress Record

Student	Page 38	Page 39	Page 40	Page 41	Page 42	Page 43	Page 44	Page 45	Page 46	Page 47	Page 48	Page 49

Student	Page 50	Page 51	Page 52	Page 53	Page 54	Page 55	Page 56	Page 57	Page 58	Post Test		

Not So Fast RECORD SHEET

Student Name	Classification	Grade	Pretest	Post Test	Notes