

POWERS' PICKS \$15

Volume 7 Issue 19

November 20th-25th, 2019

© 2019 BP Sports, LLC

FINALLY! CFB Best Bets Go 4-1 Last Week 54% All-Time!
Week 13 CFB Best Bets Pg 3, Week 12 NFL Best Bets Pg 7

Week 12 News and Notes!

For those of you that are new, in this section we'll recap what happened last week specifically, the misleading finals, the key injuries, the bad beats and the line moves. We'll include most of these recaps here, therefore you don't have to waste time reading about them in my game-by-game write-ups for the upcoming week. Without further adieu, here's a run down of what happened last week in the world of CFB.

Week 12 Trends

Favorites-Dogs	
Straight Up	46-9
ATS	34-21
Home-Away	
Straight Up	27-28
ATS	27-28
Totals (O/U)	
Over-Under	28-26-1
Year-To-Date	
Favorites-Dogs	
Straight Up	567-151
ATS	366-341-11
Home-Away	
Straight Up	456-258
ATS	345-358-11
Totals (O/U)	
Over-Under	345-366-13



Largest Favorites to Cover:

Air Force (-36) vs. VMI, 47-6
 Clemson (-34.5) vs. Wake Forest, 52-3
 Oregon (-27) vs. Arizona, 34-6
 Boise State (-26.5) vs. New Mexico, 42-9

Biggest Money line Upsets:

West Virginia +450 won 24-20 at Kansas State as 14-point underdogs.
 Rice +425 won 31-28 at Middle Tennessee as 13.5-point underdogs.
 Syracuse +288 won 49-6 at Duke as 9-point underdogs.
 Kent State +200 won 30-27 vs. Buffalo as 6-point underdogs.

ATS Notables in 2019

Best ATS Margins Per Game:

Ohio State +13.9 ppg (8-2 ATS)
 Navy +10.2 ppg (6-3 ATS)
 UL-Lafayette +8.9 ppg (8-2 ATS)
 Utah +8.4 ppg (7-3 ATS)
 Illinois +8.1 ppg (7-3 ATS)
 Kansas St +7.4 ppg (7-3 ATS)
 Oregon +7.2 ppg (6-4 ATS)
 Air Force +6.9 ppg (6-4 ATS)
 Central Michigan +6.7 ppg (8-2-1 ATS)

Worst ATS Margins Per Game:

Akron -13.1 ppg (0-10 ATS)
 Arkansas -10.3 ppg (3-7 ATS)
 NC State -10.0 ppg (2-7-1 ATS)
 Vanderbilt -8.7 ppg (1-9 ATS)
 Nevada -7.7 ppg (5-5 ATS)
 Nebraska -7.7 ppg (1-9 ATS)
 Michigan St -7.6 ppg (2-8 ATS)
 FIU -7.2 ppg (3-7 ATS)
 Arizona -6.8 ppg (2-8 ATS)

Appalachian St (+4.8 ppg) and Oklahoma St (-0.8 ppg) are both 8-2 ATS. Clemson (+3.2) is 8-3 ATS. Indiana (+4.1 ppg) is 7-2-1. Meanwhile, Texas St (-4.8 ppg) is 1-7-2 ATS. Northwestern (-5.0 ppg) and Ohio (-3.2 ppg) are both 2-8 ATS.

SMU games (+13.2 ppg) are 9-1 to the OVER while Central Michigan (+7.4) are 9-2 to the OVER. Boston College (+6.4) and Memphis (+5.7) are both 8-2 to the OVER. San Diego State games (-10.3) are 9-1 to the UNDER while Missouri (-10.7), Georgia (-8.8) and Bowling Green (-5.6) are all 8-2 to the UNDER.

Misleading Finals

Last Thursday, **Buffalo** had 22-18 first down and 379-284 yard edges including 245-119 on the ground vs Kent State. Buffalo (-6) actually led 27-6 with 10 minutes left in the 4Q. According to ESPN's win probability, Buffalo had a 99.3% chance to win the game with 7:57 left in the game. However, Kent St got a TD, recovered the onside kick and got another TD to make it 27-20. Then Kent St blocked a punt that set up a 4-play 4-yard TD "drive" to tie it at 27-27 with 4:52 left. After a Buffalo punt, Kent St went 43 yards on 9 plays, getting a 44-yard FG on the final play for the win. Kent State had 172 of its 284 total yards, and 10 of its 18 first downs, in the fourth quarter as they pulled out a miracle win.

Bad Beats

If you had **Colorado St +10.5 over Air Force**, we feel your pain. At no point in the first 58-plus minutes of the game, were you failing to cover the "+10.5" number. Colorado St actually led 14-0 outright after the first quarter. However, Air Force did take a 31-21 lead in the fourth quarter (Rams' backers were still covering by the hook). Colorado St would drive the length of the field and with 1:22 left, the Rams had a 3rd&Goal at the 1-yard line. However, they threw an interception that would be returned 99-yards for a TD that gave Air Force backers a miracle cover.

If you had **BYU -33.5 vs Idaho St**, you came up one yard short late in the game. On a 2&9 play from the Idaho St 10-yard line, it appeared BYU scored a TD with 2:17 left, but they ruled the player's knee was down at the 1-yard line (very debatable as it looked like he had crossed the goal line before the knee touched). Then with a new set of downs, BYU decided to take at knee and run out the clock as the Cougars "only" won 42-10 failing to cover by 1.5-points.

Major Injuries

Alabama QB Tua Tagovailoa (hip) is out for the season.
 Boise St QB Hank Bachmeier (shoulder) is questionable this week vs Utah State.
 California QB Chase Garbers (shoulder) is questionable this week vs Stanford.
 Georgia State QB Dan Ellington (ACL) is ? this week vs South Alabama.
 Louisiana Tech QB J'Mar Smith and WR Adrian Hardy are both suspended vs UAB.
 Minnesota QB Tanner Morgan (concussion) is questionable vs Northwestern.
 North Texas QB Mason Fine (concussion) will play vs Rice this week.
 Oklahoma WR CeeDee Lamb is questionable vs TCU this week.
 Stanford QB KJ Costello is questionable vs California this week.
 Toledo RB Bryant Koback (leg) and QB Mitchell Guadagni are both questionable vs Buffalo on Wednesday.
 Tulsa QB Zach Smith (leg) is questionable vs Houston.
 UAB Tyler Johnston (knee) has been upgraded to probable vs Louisiana Tech.
 Utah St QB Jordan Love is questionable vs Boise State this week.

Recapping Last Week's Best Bets

Last weekend was a solid weekend for us on these pages as we went 5-3. Saturday's selections went 4-1. Our 3★ Auburn was a loser for us as the Tigers late rally came up short vs Georgia. We appeared to be in big trouble with our UNDER 61.5 pick on Alabama/Mississippi St as it was 35-7 at halftime but the team's combined for only 3 points in the second half (the injury to Alabama QB Tua Tagovailoa certainly played a major role and we hope for a speedy recovery). Obviously, we were fortunate that Minnesota missed that extra point but note Iowa failed on an extra point after their first TD of the game. Syracuse was as dominant of a win as we've ever had on these pages as we took a double-digit underdog that won by 40-plus. Finally, Texas nearly pulled the outright upset over Iowa St. The NFL was a bit of a letdown starting with the Steelers last Thursday night. The Dolphins were also a major disappointment on Sunday but we did have an easy cover on the UNDER in the Sunday Night game.

2019 Nationwide Football Newsletter Contest (Regular Season Only)

We are happy to provide you with the records, standings and plays used from the Power Sweep (3★, 4★ & Underdog), Gold Sheet (Key Releases), Power Plays (4.5★ for College 4★ for NFL), Sports Reporter (Best & Super Bets), Winning Points (Best Bets & Preferred), Playbook (3-5★'s), Pointwise (Ratings 1-4), Powers' Picks (1-4★'s) and the Sunday Night Owl Report (1-4★'s).

College Newsletter	W	L	T	%	Net
Sports Reporter	25	18	1	58.14%	7
Power Plays	13	10	0	56.52%	3
Night Owl	19	18	1	51.35%	1
Playbook	17	17	2	50.00%	0
Power Sweep	24	24	0	50.00%	0
Powers' Picks	27	30	2	47.37%	-3
Pointwise	31	39	1	44.29%	-8
Winning Points	31	41	0	43.06%	-10
Gold Sheet	20	28	0	41.67%	-8
Combined	207	225	7	47.92%	-18

NFL Newsletter	W	L	T	%	Net
Night Owl	9	2	0	81.82%	7
Power Plays	7	4	0	63.64%	3
Powers' Picks	19	13	1	59.38%	6
Gold Sheet	19	13	1	59.38%	6
Sports Reporter	13	10	0	56.52%	3
Pointwise	18	14	1	56.25%	4
Power Sweep	11	10	1	52.38%	1
Winning Points	21	21	2	50.00%	0
Playbook	13	19	1	40.63%	-6
Combined	130	106	7	55.08%	24

College/NFL Combined Newsletter	W	L	T	%	Net
Power Plays	20	14	0	58.82%	6
Night Owl	28	20	1	58.33%	8
Sports Reporter	38	28	1	57.58%	10
Powers' Picks	46	43	3	51.69%	3
Power Sweep	35	34	1	50.72%	1
Gold Sheet	39	41	1	48.75%	-2
Pointwise	49	53	2	48.04%	-4
Winning Points	52	62	2	45.61%	-10
Playbook	30	36	3	45.45%	-6
Combined	337	331	14	50.45%	6

CFB and NFL Schedules with Vegas and Brad Powers Lines Week 13 November 20th-25th

CFB Wednesday, Nov 20th				Saturday, November 23rd				All Times Eastern				
	Line	BP			Line	BP						
105 TOLEDO	54	55			177 TEXAS	59	59					
106 BUFFALO	-9	-7			178 BAYLOR	-5.5	-1					
107 AKRON	45	47			179 CENTRAL FLORIDA	-6	-6					
108 MIAMI, OH	-31.5	-29			180 TULANE	70	68					
NFL/CFB Thursday, Nov 21st				All Times Eastern								
109 INDIANAPOLIS	45.5	47			181 SMU	67.5	69					
110 HOUSTON	-3.5	-5			182 NAVY	-3.5	-1					
111 NC STATE	47.5	48			183 MICHIGAN ST	-20.5	-21					
112 GEORGIA TECH	-2.5	-2			184 RUTGERS	43.5	47					
Friday, November 22nd				All Times Eastern								
113 COLORADO ST	60.5	53			185 NORTH TEXAS	-6.5	-6					
114 WYOMING	-6.5	-7			186 RICE	55.5	54					
Saturday, November 23rd				All Times Eastern								
115 NEBRASKA	-5	-3			187 PITTSBURGH	46	48					
116 MARYLAND	62	59			188 VIRGINIA TECH	-4	-4					
117 BALL ST	-3.5	-2			189 LOUISIANA TECH	44	47					
118 KENT ST	68	64			190 UAB	-5	-5					
119 MEMPHIS	-14.5	-13			191 SYRACUSE	62.5	60					
120 SOUTH FLORIDA	59.5	59			192 LOUISVILLE	-9.5	-8					
121 MICHIGAN	-9.5	-7			193 HOUSTON	58.5	62					
122 INDIANA	53	53			194 TULSA	-3	-4					
123 KANSAS ST	55.5	-1			195 TENNESSEE	45.5	45					
124 TEXAS TECH	-2.5	55			196 MISSOURI	-4	-5					
125 TEXAS A&M	44.5	46			197 ARKANSAS	69.5	68					
126 GEORGIA	-13.5	-14			198 LSU	-43.5	-42					
127 DUKE	51	54			199 SAN JOSE ST	-6.5	-4					
128 WAKE FOREST	-7	-6			200 UNLV	65.5	62					
129 OKLAHOMA ST	-7	-8			201 UTEP	55.5	55					
130 WEST VIRGINIA	59.5	60			202 NEW MEXICO ST	-7.5	-7					
131 EAST CAROLINA	-15	-12			203 OLD DOMINION	47	49					
132 CONNECTICUT	66	64			204 MIDDLE TENNESSEE	-15	-15					
133 BYU	-40.5	-40			205 COASTAL CAROLINA	65	64					
134 MASSACHUSETTS	69	66			206 UL-MONROE	-6	-4					
135 TEMPLE	45.5	48			207 FLORIDA ATLANTIC	-20	-18					
136 CINCINNATI	-10.5	-12			208 UTSA	57	58					
137 TCU	65	65			209 MIAMI, FL	-20.5	-19					
138 OKLAHOMA	-18	-19			210 FIU	49	49					
139 TROY	70.5	68			211 PENN ST	57	58					
140 UL-LAFAYETTE	-14	-14			212 OHIO ST	-18.5	-18					
141 LIBERTY	55	56			213 BOISE ST	-8	-6					
142 VIRGINIA	-17	-20			214 UTAH ST	53	54					
143 ILLINOIS	46.5	45			215 SAN DIEGO ST	48.5	-1					
144 IOWA	-15.5	-17			216 HAWAII	-3	47					
145 PURDUE	48	50			217 AIR FORCE	-22	-22					
146 WISCONSIN	-25	-22			218 NEW MEXICO	55.5	54					
147 KANSAS	58	57			NFL Wk 12 Sunday, Nov 24th				All Times Eastern			
148 IOWA ST	-24.5	-23			251 MIAMI	44.5	43					
149 MINNESOTA	-13.5	-13			252 CLEVELAND	-10.5	-9					
150 NORTHWESTERN	39.5	41			253 DENVER	37.5	38					
151 OREGON	-14.5	-11			254 BUFFALO	-4	-4					
152 ARIZONA ST	52.5	55			255 PITTSBURGH	-6.5	-7					
153 UTAH	-22.5	-20			256 CINCINNATI	39	39					
154 ARIZONA	57.5	56			257 N.Y. GIANTS	40	37					
155 SOUTH ALABAMA	56	58			258 CHICAGO	-6	-3					
156 GEORGIA ST	-10	-10			259 OAKLAND	-3	45					
157 WASHINGTON	-14.5	-13			260 N.Y. JETS	46.5	-1					
158 COLORADO	53	53			261 CAROLINA	47	49					
159 TEXAS ST	51.5	54			262 NEW ORLEANS	-9.5	-11					
160 APPALACHIAN ST	-30	-28			263 TAMPA BAY	51.5	52					
161 BOSTON COLLEGE	64	58			264 ATLANTA	-4.5	-6					
162 NOTRE DAME	-19	-16			265 DETROIT	-3.5	-3					
163 NEVADA	51	55			266 WASHINGTON	41.5	43					
164 FRESNO ST	-14	-15			267 JACKSONVILLE	41.5	42					
165 UCLA	65.5	63			268 TENNESSEE	-3	-6					
166 USC	-14	-11			269 DALLAS	45.5	47					
167 CALIFORNIA	40	44			270 NEW ENGLAND	-6.5	-7					
168 STANFORD	-2.5	-4			271 GREEN BAY	47.5	48					
169 OREGON ST	76.5	69			272 SAN FRANCISCO	-3	-4					
170 WASHINGTON ST	-10.5	-13			273 SEATTLE	48	47					
171 GEORGIA SOUTHERN	-1	59			274 PHILADELPHIA	-1.5	-1					
172 ARKANSAS ST	56	-3			Monday, November 25th				All Times Eastern			
173 WKU	51.5	51			275 BALTIMORE	-3	-1					
174 SOUTHERN MISS	-4	-5			276 L.A. RAMS	46.5	47					
175 MARSHALL	-7	-8										
176 CHARLOTTE	55.5	54										

**4★ = BEST
3★ = BETTER
2★ = GOOD
1★ = FAIR**

THE POWERS' PACK

3★ ARIZONA ST (+14.5) over Oregon
3★ San Diego St (+3) over HAWAII
2★ Boston College (+19) over NOTRE DAME
2★ UCLA (+14) over USC
2★ Texas (+5.5) over BAYLOR

Games in Rotation Order
Wednesday, November 20th

HOME TEAM IN CAPS

BUFFALO 31 Toledo 24. Toledo RB Bryant Koback (leg) and QB Mitchell Guadagni are both questionable. Both teams have played equal schedules in terms of strength but Buffalo has been the statistically superior team (No. 35 vs No. 81 in ypg margin, No. 52 vs No. 72 in ppg margin and No. 68 vs No. 85 in yards per play margin). Plus, the Bulls are off a very misleading loss to Kent St last week (see page 1). With that being said, this number seems a bit pricey.

MIAMI, OH 38 Akron 9. Remarkably, Akron is 0-10 SU (-25.7 ppg) and 0-10 ATS (-13.1 ppg) this year. TO's have been their undoing (-17). However, Miami, Oh hasn't been more than a 4-TD favorite in MAC play since 2003. The Redhawks have all but locked up a bid to the MAC Championship game (just need a win here) and it will be interesting to see how focused they are here.

Thursday, November 21st

GEORGIA TECH 25 NC State 23. NC State has been one of the most disappointing teams in the country this year as they have fallen short of expectation by 10 ppg ATS. They've been banged up all year and can't figure out the QB position. It hasn't been much better on the other side with Georgia Tech who was shutout for the first time in 22 years last week vs Virginia Tech. Statistically, NC State has been better including No. 78 in ypg margin vs GT's No. 113 mark but we don't see much value here.

Friday, November 22nd

WYOMING 30 Colorado St 23. Wyoming has out-rushed its opponent in every game this season and for the season are averaging 220 rush ypg while allowing just 98 ypg. However, QB Vander Waal (starting QB Chambers out for season) was not good last week throwing 3 INT's in the close loss at Utah St. Meanwhile, Colorado St backers suffered a really bad beat vs Air Force last week (see page 1). Colorado St does allow 207 rush ypg on defense.

Saturday, November 23rd

Nebraska 31 MARYLAND 28. Obviously, it's been a very disappointing season for Nebraska as the Huskers need to win their final two games to make a bowl (season win total was 8 in the summer) and Nebraska is 1-9 ATS (-7.7 ppg). Still, that didn't prevent Nebraska from giving Scott Frost a contract extension. On the other side, Maryland does come in fresh off a bye but the Terps season took a turn for the worse a long time ago as they have dropped 5 straight by 33 ppg and fell to Ohio St by 59 in their last game. Tough making a case for either team here but we'd lean with the home dog.

Ball St 33 KENT ST 31. The loser here can't make a bowl in 2019. Ball St has been the far superior team in ypg margin (No. 57 vs No. 118), ppg margin (No. 57 vs No. 99) and ypp margin (No. 51 vs No. 108) but hey that's why they're laying more than a FG on the road here. The Cardinals did blow a 16-point halftime lead last week vs Central Michigan. Kent St got an extremely fortunate win over Buffalo last week (see page 1) as they trailed by 21 in the 4Q. That kept their faint bowl hopes alive. Slight lean on the home dog here.

Memphis 36 SOUTH FLORIDA 23. While USF head coach Charlie Strong has deservedly taken some criticism, he's actually done an okay job this season as the Bulls are 6-4 ATS and defensively have allowed just 19 ppg in their last 3. Last week, he watched his team miss 4 FG's in the 3-point loss to Cincinnati. It was misleading as USF had a 438-278 yard edge. On the other side, Memphis controlled Houston much worse than the 45-27 final as they were +275 yards. This line seems a bit pricey for the away favorite.

Michigan 30 INDIANA 23. Michigan has won 23 in a row over Indiana by 18.5 ppg. However, this is a sandwich spot for Michigan, off in-state Michigan St with arch rival Ohio St on deck. Keep in mind, Michigan prior to facing Ohio St the last 12 years is just 4-8 ATS (-5.3 ppg). Both teams are playing their best ball of the season but Michigan is getting more play in the market which we feel is making them a little expensive here. Statistically the two teams are close as Michigan only has slight edges in ppg margin (No. 12 vs No. 13), ypp margin (No. 16 vs No. 27) and ypp margin (No. 14 vs No. 22). We like the Hoosiers.

Kansas St 28 TEXAS TECH 27. We don't necessarily agree with the line move here. The two teams are off misleading finals. Kansas St fell to West Virginia as a 2 TD favorite despite having a 421-319 yard edge. Meanwhile, Texas Tech lost by only 2 to TCU but the Red Raiders were -147 yards. We're calling for the small upset as despite the outright loss to West Virginia, the Wildcats are still 7-3 ATS (+7.4 ppg) this season.

GEORGIA 30 Texas A&M 16. This is Texas A&M's 8th year in the SEC and remarkably it's the first time they are playing Georgia. Texas A&M has played only 3 Top 30 teams this year and are 0-3 SU/1-2 ATS vs them (-3.8 ppg). Against everyone else, the Aggies are 7-0 SU/5-2 ATS (+1.4 ppg). Both teams are Top 25 in the country in ppg margin, ypp margin and ypp margin but the UGA defense is by far the best unit on the field. If you're looking to back Georgia, note that the head coach Kirby Smart has been very conservative with leads (Alabama twice in past years, Notre Dame and Auburn this year). We don't see too much value here.

WAKE FOREST 30 Duke 24. Both teams have seen better days. The Demon Deacons come in off back-to-back blowout losses on the road while Duke has lost 4 straight. Last week on these pages we faded them and Syracuse beat them by 43 as double-digit underdogs! However, now we feel the market may have over-corrected with Wake laying more than a TD.

Oklahoma St 34 WEST VIRGINIA 26. Statistically speaking, Oklahoma St is the much better team here in ypg margin (No. 36 vs No. 115), ppg margin (No. 39 vs No. 112) and ypp margin (No. 27 vs No. 106) but hey that's why they're laying more than a TD on the road. Even though, West Virginia was -102 yards last week vs Kansas St and still managed to pull off the upset, there was a fundamental change for them. That fundamental change was the switch to Jarret Doege at QB who was 20 of 30 for 234 yards and 3 TD's and more importantly ZERO INT's which had become a problem for Austin Kendall. Still this line looks a little cheap for an Oklahoma St team that is 8-2 ATS on the season.

East Carolina 38 CONNECTICUT 26. Both teams come in off a bye. East Carolina certainly looks like an improved team in November as they nearly pulled outright upsets vs Cincinnati and SMU as 3-TD underdogs. The Pirates were a combined +35.5 points vs the spread in those two games but now they're laying more than 2 TD's on the road. That's not ideal and we lean with the home dog.

Byu 53 MASSACHUSETTS 13. BYU is in their largest away favorite role in school history in this one. It is deserved considering UMass is the worst team we've ever power-rated on these pages. BYU did get back QB Zach Wilson last week but they couldn't cover vs Idaho St in the final minutes (see page 1). Meanwhile, the Minutemen are No. 130 in ypg margin (-261.9), ppg margin (-33.0) and ypp margin (-3.4). Note this is a 10am MT start time here for BYU who lose outright to Toledo earlier this year in an early start time. Lean UNDER.

CINCINNATI 30 Temple 18. The Bearcats have been living on the edge in recent weeks with near upset losses to East Carolina and South Florida. Last week they were out-gained by 160 yards vs USF but benefited from 4 missed USF FG's. The Bearcats have been out-gained in 5 of their last 6 games. On the other side, Temple got an outright upset win over Tulane as Sunday Night Owl and VIP customers cashed with the Owls. Temple has been much better at home though than on the road this season and that prevents us from liking them here.

OKLAHOMA 42 TCU 23. Since 2016, TCU is just 11-24 ATS (-3.4 ppg) vs the Big 12. As good as a coach Gary Patterson is for the Horned Frogs, it seems like the conference has started to catch up. Oklahoma's Lincoln Riley has certainly figured out Patterson as Oklahoma has 3 straight covers vs TCU all by 11 points or more. Yes, last week OU only had a 7.5% chance to beat Baylor with 13:39 left (according to ESPN's win probability). However, Oklahoma had 34-18 first down and 525-307 yard edges and also had a 41:11-18:49 time of possession edge. We don't see too much value here but did bet Oklahoma in this game earlier this year.

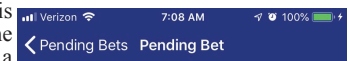
UL-LAFAYETTE 41 Troy 27. Has the point-spread tax finally disappeared with ULL? Last week was only their 2nd non-cover of the entire season as they looked sluggish in their 10-point win over South Alabama (Cajuns allowed 351 rush yards). Meanwhile, Troy has been playing their best football of the season after back-to-back blowout wins. Now the Trojans need to pull off a big upset either here or vs Appalachian St next week to get to bowl eligibility. Close to the line.

VIRGINIA 38 Liberty 18. Both teams are off a bye. Liberty sits at 6-4 but will need another win to get to bowl eligibility (they played 2 FCS teams). QB Stephen Calvert does have an impressive 23-to-3 TD-to-INT ratio this season and hasn't thrown an INT since Week 2! This line is basically telling us that this could be a flat spot for Virginia with a huge game vs Virginia Tech on deck. Remember, BYU was laying 17 to Liberty a few weeks ago (Cougars didn't cover on these pages) but still we think Virginia is better than BYU and yet we have the same point spread.

IOWA 31 Illinois 14. We feel Illinois is one of the most overrated teams in the country. Illinois is 6-4 and heading to a bowl game, but the Illini are getting out-gained by 76 ypg (No. 109 in country). Illinois is also -0.5 yards per play in margin (No. 93). So how has Illinois done it? Well, they are No. 1 in the country in TO margin (+14) but we feel turnovers are mostly luck and the Illini have been extremely fortunate there. On the other side,

sure Iowa was fortunate getting a cover vs Minnesota on these pages last week (Minnesota missed an extra point late) but Iowa did lead 20-3 in the game and grew conservative. Sunday Night Owl customers got Iowa at -12.5 here but obviously, there's been a big line move here. Still lean with the Hawkeyes.

WISCONSIN 36 Purdue 14. Wisconsin is on a 13-0 SU (+19.9 ppg) and 10-3 ATS (+7.4 ppg) the last 13 meetings in the series. However, the Badgers have a Big Ten West showdown at Minnesota on deck. Meanwhile Purdue is off a bye and keep in mind, while this has been a disappointing season for the Boilers, Purdue is a very young team as 20 of their last 21 TD's have been scored by freshman. We think they can get a back-door cover here. Purdue is 17-5 ATS as a road underdog (+6 ppg).



STRAIGHT BET
 Risk: \$550.00 To Win: \$500.00

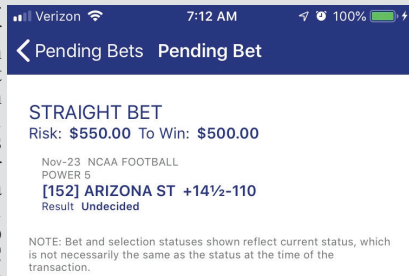
Nov-23 NCAA FOOTBALL
 POWER 5
 [144] IOWA -11½-110
 Result Undecided

NOTE: Bet and selection statuses shown reflect current status, which is not necessarily the same as the status at the time of the transaction.

IOWA ST 40 Kansas 17. Will there be an emotional let down here for Iowa St after playing OU and TX to the final snap the last two weeks? On top of that, this is the largest conference favorite role for Iowa St in school history. Last week on these pages we cashed going against them in their last-second win over Texas as the Horns were getting a full TD. We lean with the huge road dog here but are a little concerned with that Kansas rush D allowing 259 rush ypg in Big 12 play.

Minnesota 27 NORTHWESTERN 14. Minnesota QB Tanner Morgan is questionable here (in concussion protocol). His backup Cole Kramer would be about a 4-point downgrade. This is a flat spot for Minnesota off the Penn St and Iowa games that went down to the wire and Minnesota has a huge game vs Wisconsin on deck. Meanwhile, Northwestern has been home 5 of the last 6 weeks. Yes, it's been a down year for the Wildcats but note they have played the toughest schedule in country so they won't be over-matched here.

3★ Arizona St (plus the points) Oregon 33 ARIZONA ST 22. These are two teams heading in opposite directions as Oregon has won 9 straight while ASU has lost 4 straight. However, that's where the value is in our opinion. In 11 losses under Herm Edwards, only once has ASU lost by more than 11 points (at Utah this year in the rain and cold). 15 of Arizona St's last 22 games have been decided by a TD or less which means there isn't a lot of variance in their games. ASU has lost 2 straight "coin-flip games" including one vs USC without their starting QB. While the Ducks have clinched a berth in Pac-12 Title game, they need to win out to get to CFB Playoff and the whole "style points" argument is making them too expensive here. We like Arizona State.



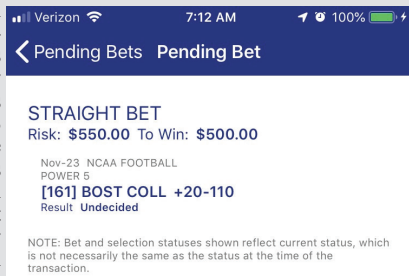
Utah 38 ARIZONA 18. We think you're starting to pay a premium on Utah here. The Utes are 6-0 SU (+29 ppg) and 6-0 ATS (+15.2 ppg) in their last 6 games. Meanwhile, Arizona is 0-5 SU (-21.4 ppg) and 0-5 ATS (-13.2 ppg) in their last 5 games. This one is easy right? We feel all of that is priced into the this 22.5-point spread and then some (see our power ratings). Note, Utah is No. 4 in ypg differential (+206.8 ypg), No. 5 in ppg differential (+23.4) and No. 5 in yards per play differential (+2.7). This is a legit team but again, we don't think there's a ton of value on them here laying more than 2 TD's on the road.

GEORGIA ST 34 South Alabama 24. Despite having an ACL injury, Georgia St QB Dan Ellington gutted it out last week in a loss to Appalachian St. Clearly, Ellington wasn't the same player as he managed only 88 passing yards and -7 rush yards (was averaging 67 rush ypg in the first 10 games of the season). On the other side, South Alabama is 1-9 SU on the season but the Jags have covered 5 of their last 6 games including against Sun Belt power ULL last week.

Washington 33 COLORADO 20. Both teams come in off a bye. Despite their mediocre 6-4 record, the Huskies are still one of the Top 20 teams in the country. Their 4 losses are by a combined 20 points. On the other side, we were impressed with Colorado getting an outright upset win over Stanford in their last game. Still, the Buffaloes have to pull two more upsets to get to bowl eligibility (have Top 10 Utah on deck on the road) and considering we have an UNDER 4.5 season win total bet on them (see July issue), we're hoping they come up short.

APPALACHIAN ST 41 Texas St 13. Appalachian St is still alive when it comes to the New Year's 6 Bowl as they crushed Georgia St last week. The Mountaineers do have bigger fish to fry in the coming weeks with a road trip to Troy next week and most likely the Sun Belt Championship game against ULL. Texas St has been one of the worst team ATS teams in the country this season and have failed to cover in 5 straight games after a blowout loss to Troy last week. However, we don't see too much value here.

2★ BC (plus the points) NOTRE DAME 37 Boston College 21. We have a key matchup edge with BC's rush offense that is averaging 282 ypg (5.3 ypc) going up against an Irish rush defense that has allowed 4 opponents to top 200 rush yards this season. Notre Dame is usually banged up after playing Navy's option as the Irish are 4-11 ATS following Navy (-7.1 ppg) the last 15 years. Boston College is on a 11-3-2 ATS (+10.5 ppg) run as an underdog and in their last 15 meetings, BC has only lost by more than 19 points to the Irish one time. We like the Eagles to keep it under the number.



FRESNO ST 35 Nevada 20. The Bulldogs come in off back-to-back losses and now need to win their final two games to get to bowl eligibility. That's a far-cry from the last two years when they won 22 games. Meanwhile, the Wolf Pack have already clinched bowl eligibility as they pulled a shocker at San

Diego St prior to their bye last week. Still, they are -57.7 ypg (No. 101), -13.3 ppg (No. 116) and -1.2 ypg (No. 117). We lean OVER.

2★ UCLA (plus the points) USC 37 UCLA 26. We think there's been an over-reaction to UCLA's blowout loss at Utah last week. Remember the Bruins were -4 in TO's in that game. UCLA had been playing their best ball of the season prior to that game (had won 3 straight games and covered 5 of 6). On the other side, yes, USC has been playing well, but in each of the last two weeks they've faced a back-up QB at Arizona St and last week Cal QB Chase Garbers was hurt early in the game. That's giving them a false sense of confidence. We like the big rivalry dog.

STANFORD 24 California 20. Stanford is 9-0 SU (+18.4 ppg) and 7-2 ATS (+7.1 ppg) in the Big Game since 2010. Both teams have QB issues. Last week Stanford QB KJ Costello sat out but Davis Mills came on and threw for a school-record 494 yards in the loss at Washington St. Stanford only ran it 11 times for 16 yards. On the other side, Cal QB Chase Garbers returned after missing 4 games, but got injured again in Cal's blowout loss to USC. Too much uncertainty to get involved.

WASHINGTON ST 41 Oregon St 28. Both teams are sitting on a 5-5 needing just one more win for bowl eligibility. In Washington St's case, this season has been a bit of a disappointment. However, in Oregon St's case, head coach Jonathan Smith should be in the running for coach of the year if the Beavers get to a bowl (season win total was only 2.5 for Oregon St and the UNDER was -150!). While Wazzu QB Anthony Gordon leads the country with 4,314 passing yards and 39 TD's, Oregon St QB Jake Luton has a 23-to-2 TD-to-INT ratio. We lean UNDER as this is one of the highest totals' of the season.

ARKANSAS ST 31 Georgia Southern 28. Both teams are sitting at 6-4 and the winner here will go a long ways in securing a decent bowl in the Sun Belt bowl positioning. Against 4 common Sun Belt opponents, Arkansas St is +14 ypg while Georgia Southern is -91 ypg. However, Arkansas St's defense is allowing 224 rush ypg in conference play and is taking on Georgia Southern's option. Still, we lean with the home team who is 42-10 SU at home since 2011.

SOUTHERN MISS 28 Western Kentucky 23. Both remain in the CUSA title picture as Southern Miss has won and covered 3 straight games but does have a road trip to FAU on deck. Meanwhile, WKU is off a bye after dismantling SEC Arkansas 45-19. Southern Miss is No. 32 in yards per play margin (+0.8) while WKU is No. 70 (+0.1). We have a slight lean on the home team.

Marshall 31 CHARLOTTE 23. Last week Marshall took advantage of a Louisiana Tech that had a couple of key suspensions (including their QB). Now, the Thundering Herd are firmly in the driver's seat of the CUSA East division provided they win out. On the other side, the 49ers have won 3 straight games and are coming off a bye. They're trying to get to their first bowl game in school history (lowly ODU on deck). Note that Marshall's DC is Brad Lambert who was fired as the head coach of Charlotte last year. That's enough for us to have a small lean on the Herd.

2★ Texas (plus the points) BAYLOR 30 Texas 29. Will Baylor be gassed here? Six of their last 8 games have been decided by one possession and they've played a total of 5 OT's. Last week, Baylor had a 93% chance to beat Oklahoma with 13 minutes left. However, they blew a 25-point lead (was 28-3 in 2Q) and we wonder how they pick themselves up after that performance. Keep in mind, the Bears were dominated in the box score as they were -16 first downs, -218 yards and -22:22 in time of possession. Finally, Texas head coach Tom Herman is 15-4 ATS as an underdog and we cashed on these pages with them in that role last week in their near upset of Iowa St. We go back to the well again here.

Central Florida 37 TULANE 31. UCF comes in off a bye in what has become a disappointing season as they've been favored in every game but have been upset 3 times all by 3 points or less. They are just 1-6 ATS in their last 7 but that's why this number is less than 7. Meanwhile, Tulane was upset at Temple last week as there was a lot of Tulane money in the market place that went uncashed. We don't see much value here.

NAVY 35 Smu 34. SMU has had an extra time to prep for the option as the Mustangs are coming off a bye. We had a huge missed opportunity last week fading Navy. It was our biggest power ratings disparity of the entire season (we had ND -15) but the market disagreed with us big time. We bet ND -10 on Sunday thinking the line would go up, but it actually went down to -7! Before the Middies could blink, they were trailing 38-0. The Middies have played a weak schedule No. 97 and have lost by double-digits to the two best teams they've played (Memphis and ND). We like the Ponies.

Michigan St 34 RUTGERS 13. Obviously, we're probably seeing the end of the Mark Dantonio era at Michigan St. Last week was another statement loss as the once-proud Spartans were crushed by Michigan 44-10. That's now 6 straight non-covers for Sparty and 5 straight losses. On the other side, Rutgers got an easy cover vs Ohio State ending the Buckeyes 8-game ATS win streak. We lean OVER.

North Texas 30 RICE 24. North Texas comes in off a bye and it looks like their QB Mason Fine will be good here. He was hurt early in their last game, a blowout loss to Louisiana Tech. The Mean Green are just 3-7 ATS this year and need to win their final two games to get to bowl eligibility. Meanwhile, Rice just notched their first win of the season a 31-28 upset at Middle Tennessee as 2-TD underdogs.

VIRGINIA TECH 26 Pittsburgh 22. Pitt has covered 5 straight in series (+9.7 ppg) and the Panthers have won and covered 4 of their last 5 games this year. On the other side, since Virginia Tech went to Hendon Hooker at QB, the Hokies are 5-1 SU/ATS (+14.8 ppg). Hooker did miss the ND game, but they still nearly won that game outright as a 17.5-point underdog. This is the final home game for long-time VT DC Bud Foster and his defense is also excelling down stretch (off shut-out win over GT). We don't see much value.

UAB 26 Louisiana Tech 21. Obviously, last week wasn't a great look for Louisiana Tech without their starting QB, WR and a LB. After 8 straight wins, the suspensions could end up costing them their season. Meanwhile, UAB gets QB Tyler Johnston back here. UAB is now on a 17-0 SU (+19.8 ppg) and 14-2-1 ATS (+6.3 ppg) run at home. They get another here.

LOUISVILLE 34 Syracuse 26. Last week we cashed on these pages with Syracuse as they remarkably covered by 53 points in their dominating win over Duke. The task will be tougher here against a Louisville team that just clinched bowl eligibility with a 34-20 win at NC State last week. Syracuse does need to win their final two games to get to bowl eligibility and we lean with them here.

TULSA 33 Houston 29. Tulsa comes in off a bye after finally breaking through with an upset win over UCF 34-31 as 17-point dogs. The Golden Hurricane had come up just short previously vs league powers SMU and Memphis earlier this year. On the other side, Houston won't be going to a bowl for the first time in 7 years after losing to Memphis last week. Tulsa QB Zach Smith is questionable here and that prevents us from getting too involved.

MISSOURI 25 Tennessee 20. Two teams heading in opposite directions. The Vols are fresh off a bye after winning 3 straight games. They've also covered 5 straight games and now need just one more win to get to bowl eligibility. On the other side, Missouri has lost 4 straight games and failed to cover in 5 straight games. Their offense has managed just 13 points combined in the last 3 games! Our power ratings are saying Missouri is the play here but we are concerned with Missouri's state of mind coming into this game.

LSU 55 Arkansas 13. This the largest point spread for an SEC game in at least 40 years! LSU's offense wasn't the issue last week as they put up 714-yards and 58 points at LSU. What was alarming was a defense allowing 614 yards including 402 (9.1 ypc!) on the ground. Arkansas is off a bye and has an interim coach. We have the slightest of leans on the dog here.

San Jose St 33 UNLV 29. This line looks a bit rich on the favorite. Note that an Jose St hasn't been a road favorite in 3 years but since 1998, the Spartans are 19-5 ATS (+4.9 ppg) in that role. The Spartans are 4-6 and are coming off a bye needing to win their final two games to get to bowl eligibility. There won't be a bowl for UNLV as this is the final UNLV home game at Sam Boyd Stadium as they will move into the new Raiders stadium next year. It's also likely to be the final home game for head coach Tony Sanchez.

NEW MEXICO ST 31 Utep 24. Last week's win over Incarnate Word should give New Mexico St a little confidence as it broke their 0-9 start to the season. Meanwhile, UTEP has lost 9 straight games since their opening win over a FCS foe. If you do simple math, that means these two teams are 0-18 vs FBS teams this year. Their defense has allowed at least 449 yards in each of their last 4 games and last week got run over by UAB allowing 353 rush yards. Near the line.

MIDDLE TENNESSEE 32 Old Dominion 17. How does Middle Tennessee respond after the upset loss to Rice last week? They now no longer have bowl aspirations at 3-7. Meanwhile, ODU comes in off a bye after losing 9 straight games to FBS opponents. We don't see much value here.

UL-MONROE 34 Coastal Carolina 30. ULM is on a 0-9 ATS (-6.7 ppg) run as a home favorite. The WarHawks come in at 4-6 needing to win their last two games to get to bowl eligibility. Meanwhile, Coastal is in the same boat sitting at 4-6 needing to win their final two games. They came close last week before falling 1-point short vs Arkansas St. We think it is noteworthy that Coastal is better in ypg margin (No. 63 vs No. 95), ppg margin (No. 76 vs No. 110) and ypp margin (No. 89 vs No. 95) but are catching 6 points here. We lean with the road dog.

Florida Atlantic 38 UTSA 20. FAU comes in off a bye. The Owls are 7-3 SU/ATS this year but still need Marshall to lose another conference game for FAU to get into the CUSA Championship game (provided FAU wins out). They shouldn't have a problem here vs a UTSA team that is No. 122 in yards per play margin despite their 4-6 record. Still this line seems a bit pricey.

† **Miami, FL 34 Florida International 15.** @Marlins Park. Both teams come in off a bye. One of the interesting dynamics to this one is obviously former Miami head coach Butch Davis going up against his former team. Miami has won and covered 3 straight games but have been lousy as a favorite this year losing outright to Georgia Tech as an 18.5-point favorite, losing outright to Virginia Tech as a 14-point favorite and nearly losing outright to Central Michigan as a 30.5-point favorite. This line seems a bit much.

OHIO ST 38 Penn St 20. Generally, speaking we feel Penn St is overrated. Why? The Nittany Lions were out-gained by Buffalo, Pittsburgh, Iowa, Michigan and Indiana, but still won all 5 of those games! On the other side, the Buckeyes are certainly not overrated and in fact, we think they're underrated considering their stats. Ohio St is No. 1 in ypg differential (+325.3), No. 1 in ppg differential (+41.7) and No. 1 in ypp differential (+3.7). Ohio St is No. 1 in ATS margin (+13.9 ppg). The Buckeyes get DE Chase Young back from suspension and in any other year, OSU QB Justin Fields, who has an incredible 31-to-1 TD-to-INT ratio this season would be the Heisman front-runner.

Boise St 30 UTAH ST 24. A lot of uncertainty in this match-up. Boise St QB Hank Bachmeier (shoulder) is questionable and so is Utah St QB Jordan Love. If Love were to play for Utah St, we'd certainly take the points here as the Aggies don't deserve to be catching more than a TD at home here. Remember, just a couple weeks ago, they were laying more than a FG at home to a BYU team that beat Boise.

3★ San Diego St 24 HAWAII 23. The winner of this game takes home the West division of the Mountain West. We trust the Aztecs in this spot more as they have the far superior defense (No. 8 vs No. 97 in total D) and have played in more high pressured games. They also have far less variance as they are +11 in TO's while Hawaii is -14. Does Hawaii head coach Nick Rolovich trust either of his QB's here vs an aggressive defense? Finally, the Aztecs are playing with revenge after losing 31-30 to Hawaii last year as 17.5-point favorites. San Diego St has dominated this series with a 19-3-1 ATS mark (+11.6 ppg).

Air Force 38 NEW MEXICO 16. A rescheduled game after a New Mexico player unfortunately died earlier this season. The Falcons come in off a miracle cover vs Colorado St last week (see page 1). This is only the 2nd time in the last 23 years, Air Force has been a 3-TD or more favorite on the road. The Lobos will be playing with heavy hearts and note head coach Bob Davie has had success vs Air Force going 6-1 ATS.

Follow Brad on Twitter: @BradPowers7

Updated College Football Power Ratings for Week 13

Rank	Team	Pre	11/20	Rank	Team	Pre	11/20	Rank	Team	Pre	11/20	Rank	Team	Pre	11/20
1	Ohio State	88.60	101.10	34	Cincinnati	74.96	74.96	67	Arizona	74.37	67.37	100	Liberty	54.05	59.55
2	Clemson	99.54	101.03	35	Kansas State	70.58	74.58	68	Syracuse	76.36	67.36	101	North Texas	61.42	58.92
3	LSU	90.95	96.95	36	Boise State	76.55	74.55	69	Western Michigan	65.54	67.04	102	Vanderbilt	69.87	58.87
4	Georgia	93.01	93.01	37	Pittsburgh	72.13	74.13	70	Fresno State	71.01	67.01	103	San Jose State	51.36	58.86
5	Alabama	99.90	90.90	38	Virginia Tech	78.98	73.98	71	Southern Miss	64.63	66.63	104	FIU	65.22	58.72
6	Oklahoma	89.67	90.67	39	Air Force	67.85	73.85	72	Temple	67.03	66.53	105	Eastern Michigan	58.65	58.65
7	Utah	81.68	89.68	40	Tennessee	79.03	73.53	73	West Virginia	70.22	66.22	106	Arkansas	69.78	58.28
8	Oregon	84.43	89.43	41	Florida State	80.46	73.46	74	Colorado	66.74	65.74	107	Middle Tennessee	59.30	57.80
9	Auburn	86.93	88.42	42	South Carolina	80.26	73.26	75	Wyoming	60.68	65.68	108	Toledo	63.73	57.73
9	Michigan	89.42	88.42	43	North Carolina	69.24	73.24	76	Marshall	66.61	65.61	109	Northern Illinois	62.03	57.53
11	Florida	86.70	87.70	44	Mississippi State	83.14	73.14	77	San Diego State	67.01	65.51	110	Kent State	54.28	56.78
12	Wisconsin	81.71	87.20	45	Michigan State	84.38	72.88	78	Northwestern	75.03	65.03	111	UL-Monroe	55.41	56.41
13	Penn State	83.62	87.12	46	UL-Lafayette	59.36	72.86	79	Hawaii	62.00	64.50	112	Charlotte	53.43	55.93
14	Notre Dame	86.31	83.81	47	SMU	64.32	72.82	80	NC State	72.35	63.85	113	Nevada	60.86	55.86
15	Texas A&M	84.75	82.75	48	Navy	58.24	71.74	81	Western Kentucky	58.74	63.74	114	East Carolina	54.87	55.37
16	Minnesota	78.57	82.57	49	Kentucky	72.99	71.49	82	Army	67.90	63.40	115	Coastal Carolina	51.73	55.23
17	Iowa State	79.87	82.37	50	Louisville	65.28	71.28	83	Maryland	66.84	62.84	116	Georgia State	51.96	54.46
18	Iowa	81.13	82.13	51	Wake Forest	69.14	71.14	84	Tulsa	61.08	62.58	117	UNLV	55.67	53.67
19	Washington	82.69	81.69	52	Arizona State	74.57	71.07	85	Kansas	57.53	62.53	118	Rice	45.48	51.48
20	Baylor	76.92	79.41	53	BYU	74.18	70.68	86	Georgia Southern	61.26	62.26	119	Texas State	53.19	49.69
21	UCF	77.31	78.81	54	Texas Tech	73.64	70.64	87	Troy	62.23	62.23	120	Rutgers	58.53	48.53
22	Indiana	74.19	78.19	55	Duke	71.49	70.49	88	Georgia Tech	66.32	61.82	121	New Mexico	51.23	47.73
23	Oklahoma State	78.38	77.88	56	Tulane	64.36	70.36	89	USF	65.72	61.72	122	New Mexico State	49.72	47.72
24	Washington State	78.78	77.78	57	Boston College	69.35	69.35	90	Miami (OH)	60.18	61.68	123	South Alabama	45.54	47.54
25	Texas	81.70	77.70	58	Stanford	77.90	68.90	91	Houston	68.11	61.61	124	UTSA	49.41	46.91
26	USC	79.14	77.14	59	California	71.79	68.79	92	UAB	59.59	61.09	125	Old Dominion	48.73	46.23
27	Miami (FL)	79.38	76.88	60	Utah State	69.67	68.67	93	Ohio	66.44	60.94	126	UTEP	44.53	42.53
28	Missouri	81.55	76.55	61	UCLA	77.55	68.55	94	Buffalo	57.40	60.90	127	Bowling Green	48.34	41.84
29	TCU	78.18	76.18	62	Oregon State	62.93	68.43	95	Ball State	54.36	60.86	128	Connecticut	43.86	40.86
30	Virginia	77.04	76.04	63	Nebraska	79.80	68.30	96	Arkansas State	64.22	60.72	129	Akron	48.73	35.23
31	Appalachian State	73.72	75.72	64	Florida Atlantic	64.74	68.24	97	Louisiana Tech	63.92	60.42	130	Massachusetts	44.58	27.58
32	Memphis	74.53	75.53	65	Illinois	62.56	67.56	98	Central Michigan	49.99	59.99				
33	Ole Miss	72.99	74.99	66	Purdue	73.51	67.51	99	Colorado State	55.71	59.71				

Biggest Movers Since Preseason		
Team	Pts	
Navy	+13.5	
UL-Lafayette	+13.5	
Ohio State	+12.5	
Central Mich	+10.0	
SMU	+8.5	
Utah	+8.0	
San Jose State	+7.5	
Ball State	+6.5	
Houston	-6.5	
FIU	-6.5	
Bowling Green	-6.5	
South Carolina	-7.0	
Arizona	-7.0	
Florida State	-7.0	
NC State	-8.5	
UCLA	-9.0	
Alabama	-9.0	
Syracuse	-9.0	
Stanford	-9.0	
Northwestern	-10.0	
Mississippi St	-10.0	
Rutgers	-10.0	
Vanderbilt	-11.0	
Michigan St	-11.5	
Nebraska	-11.5	
Arkansas	-11.5	
Akron	-13.5	
Massachusetts	-17.0	

Week 13 Computer Projected Lines for Every CFB Game

For the past couple of seasons we have posted computer projected lines at pregame.com. Games where there was of difference of more than 3 points saw our computer lines actually beat the Vegas line at a 224-176-10 (56%) clip the last three years. That's pretty solid and actually better than our own handicapping in some seasons. Last week's plays went 6-4 and now the record for this year is 66-55-2. Keep in mind, these computer lines don't take into consideration off-the-field factors like revenge or flat spots. They are basically a power-rating number difference between the two teams that also takes into consideration the home field advantage.

Of the 9 games where our computer is off more than 3 points compared to the Vegas line (highlighted), our favorite team this week to back would be **Iowa -15.5**.

The Comp column is the computer projected line and the Diff column is the difference between the Vegas line and the Computer line. "+" numbers in the difference column say back the underdog. "-" numbers in the difference column say back the favorite. Let us know if you have questions.

Wednesday, Nov 20th	Line	Comp	Diff	Saturday, Nov 23rd	Line	Comp	Diff
105 Toledo				161 Boston College			
106 Buffalo	-9	-6.7	+2.3	162 Notre Dame	-19	-19.2	-0.2
107 Akron				163 Nevada			
108 Miami (OH)	-31.5	-29.5	+2.0	164 Fresno State	-14	-15.2	-1.2
Thursday, Nov 21st	Line	Comp	Diff	165 UCLA			
111 NC State				166 USC	-13.5	-13.3	+0.2
112 Georgia Tech	-2.5	-2.2	+0.3	167 California			
Friday, Nov 22nd	Line	Comp	Diff	168 Stanford	-2.5	-4.9	-2.4
113 Colorado State				169 Oregon State			
114 Wyoming	-6.5	-8.5	-2.0	170 Washington State	-10.5	-13.6	-3.1
Saturday, Nov 23rd	Line	Comp	Diff	171 Georgia Southern			
115 Nebraska				172 Arkansas State	+1	-2.2	+3.2
116 Maryland	+5	+2.5	+2.5	173 Western Kentucky			
117 Ball State				174 Southern Miss	-4	-5.9	-1.9
118 Kent State	+3.5	+1.6	+1.9	175 Marshall			
119 Memphis				176 Charlotte	+7	+7.2	-0.2
120 South Florida	+14.5	+10.6	+3.9	177 Texas			
121 Michigan				178 Baylor	-5.5	-5.5	0.0
122 Indiana	+9.5	+7.0	+2.5	179 Central Florida			
123 Kansas State				180 Tulane	+6	+5.5	+0.5
124 Texas Tech	-2.5	+0.2	+2.7	181 SMU			
125 Texas A&M				182 Navy	-3.5	-3.2	+0.3
126 Georgia	-13.5	-15.5	-2.0	183 Michigan State			
127 Duke				184 Rutgers	+20.5	+21.4	-0.9
128 Wake Forest	-7.5	-4.7	+2.8	185 North Texas			
129 Oklahoma State				186 Rice	+6.5	+4.9	+1.6
130 West Virginia	+7	+7.2	-0.2	187 Pittsburgh			
131 East Carolina				188 Virginia Tech	-4	-4.1	-0.1
132 Connecticut	+15	+12.0	+3.0	189 Louisiana Tech			
133 BYU				190 UAB	-5	-4.4	+0.6
134 Massachusetts	+40.5	+40.6	-0.1	191 Syracuse			
135 Temple				192 Louisville	-9.5	-7.9	+1.6
136 Cincinnati	-10.5	-12.2	-1.7	193 Houston			
137 TCU				194 Tulsa	-3	-4.2	-1.2
138 Oklahoma	-18	-19.7	-1.7	195 Tennessee			
139 Troy				196 Missouri	-4	-7.0	-3.0
140 UL-Lafayette	-14	-13.6	+0.4	197 Arkansas			
141 Liberty				198 LSU	-43.5	-43.9	-0.4
142 Virginia	-17	-20.0	-3.0	199 San Jose State			
143 Illinois				200 UNLV	+6.5	+3.7	+2.8
144 Iowa	-15.5	-19.1	-3.6	201 UTEP			
145 Purdue				202 New Mexico St	-7.5	-7.9	-0.4
146 Wisconsin	-25	-24.9	+0.1	203 Old Dominion			
147 Kansas				204 Middle Tennessee	-15	-15.3	-0.3
148 Iowa State	-24.5	-23.6	+0.9	205 Coastal Carolina			
149 Minnesota				206 UL-Monroe	-6	-3.9	+2.1
150 Northwestern	+13.5	+14.0	-0.5	207 Florida Atlantic			
151 Oregon				208 UTSA	+20	+18.6	+1.4
152 Arizona State	+14.5	+13.9	+0.6	209 Miami (FL)			
153 Utah				210 FIU	+20.5	+18.2	+2.3
154 Arizona	+22.5	+18.6	+3.9	211 Penn State			
155 South Alabama				212 Ohio State	-18.5	-19.5	-1.0
156 Georgia State	-10	-9.2	+0.8	213 Boise State			
157 Washington				214 Utah State	+8	+4.6	+3.4
158 Colorado	+14.5	+12.2	+2.3	215 San Diego State			
159 Texas State				216 Hawaii	-3	-2.2	+0.8
160 Appalachian St	-30	-30.0	0.0	217 Air Force			
				218 New Mexico	+22.5	+23.4	-0.9

Top 20 CFB ATS Trends for Week 13

1. Remarkably, Akron is 0-10 SU (-25.7 ppg) and 0-10 ATS (-13.1 ppg) this year. The Zips are 31.5-point underdogs at Miami, Oh.
2. Miami, Oh hasn't been more than a 4-TD favorite in MAC play since 2003.
3. Michigan has won 23 in a row over Indiana by 18.5 ppg. This week the Wolverines are 9-point road favorites at Indiana.
4. Michigan prior to playing Ohio St is 4-8 ATS (-5.3 ppg).
5. BYU is in their largest away favorite role in school history this week. The Cougars are 40.5-point favorites at UMass.
6. Since 2016, TCU is just 11-24 ATS (-3.4 ppg) in Big 12 play. This week the Horned Frogs are 19-point road underdogs at Oklahoma.
7. Wisconsin is on a 13-0 SU (+19.9 ppg) and 10-3 ATS (+7.4 ppg) run vs Purdue in the last 13 series meetings. This week the Badgers are 25-point home favorites.
8. Purdue is 17-5 ATS as a road underdog (+6 ppg).
9. Iowa State is a 24.5-point home favorite vs Kansas this week. That's the largest conference favorite role for Iowa St in school history.
10. In 11 losses under Herm Edwards, only once did ASU lose by more than 11 points (at Utah this year in rain and cold). This week the Sun Devils are catching 14.5-points at home to Oregon.
11. Utah is 6-0 SU (+29 ppg) and 6-0 ATS (+15.2 ppg) in their last 6 games. This week the Utes are 22.5-point favorites at Arizona.
12. Arizona 0-5 SU (-21.4 ppg) and 0-5 ATS (-13.2 ppg) in their last 5 games.
13. Notre Dame is usually banged up after playing Navy's option as the Irish are just 4-11 ATS following Navy (-7.1 ppg).
14. Boston College is on a 11-3-2 ATS (+10.5 ppg) run as an underdog. This week the Eagles are catching 19-points at Notre Dame.
15. Stanford is on a 9-0 SU (+18.4 ppg) and 7-2 ATS (+7.1 ppg) run in the "Big Game". This week the Cardinal are 3-point home favorites vs Cal.
16. Texas head coach Tom Herman is 15-4 ATS as an underdog. This week the Longhorns are 5.5-point underdogs at Baylor.
17. UAB is now on a 17-0 SU (+19.8 ppg) and 14-2-1 ATS (+6.3 ppg) run at home. This week the Blazers are 5-point home favorites vs Louisiana Tech.
18. LSU is a 44-point favorite vs Arkansas this week. That's the largest point spread for an SEC game in at least 40 years.
19. San Jose St hasn't been a road favorite in 3 years but since 1998, the Spartans are 19-5 ATS (+4.9 ppg) in that role. This week they are 6-point road favorites at UNLV.
20. ULM is on a 0-9 ATS (-6.7 ppg) run as a home favorite. This week the WarHawks are 6-point home favorites vs Coastal Carolina.

4★ = BEST
3★ = BETTER
2★ = GOOD
1★ = FAIR

THE POWERS' PACK

3★ N.Y. JETS (+3 -120) over Oakland

2★ N.Y. Giants +6 over CHICAGO

2★ TENNESSEE (-3 -120) over Jacksonville

Games in Rotation Order

Thursday, November 21st

HOUSTON 26 Indianapolis 21. First place in the AFC South on the line but the Colts already own the tie-breaker having won 30-23 at home vs Houston in Week 7. Don't mind having a slight lean on the Texans with Deshaun Watson coming off his biggest blowout loss of his career (college or pro). The Colts got back QB Brissett last week, but leaned heavily on the ground game in their blowout win over the Jags. However, RB Marlon Mack will miss here (hand). The Colts are 6-1 SU/6-0-1 ATS (+7.1 ppg) in their last 7 visits to Houston but again we lean with the home team.

Sunday, November 24th

CLEVELAND 26 Miami 17. We lost both picks involving these two teams last week. Obviously, the Browns win over the Steelers where they held Pittsburgh to just 236 yards (forced 4 TO's and had 4 sacks) was over-shadowed by the ugly incident at the end with DE Myles Garrett. He's suspended indefinitely as the Browns lose arguably their best player. On the other side, the Dolphins were hammered at home by Buffalo much to our dismay. Cleveland does have extra time to prep but actually have the Steelers on deck. Slight lean on the Dolphins as early weather forecast isn't so bad (low 40's and wind around 13 mph).

BUFFALO 21 Denver 17. Buffalo might be the weakest 7-3 team we've ever seen in the NFL but give them credit for blowing out a Dolphins team that had covered 5 straight. This is the best start for them since 1999. The Broncos haven't scored a 4Q TD in 6 straight games and last week blew a 20-point halftime lead to the Vikings. Four of Denver's losses now have been by a combined 10 points. We don't see much value here. Pass.

Pittsburgh 23 CINCINNATI 16. How will Pittsburgh respond after the ugly performance at Cleveland last Thursday? The 0-10 Bengals should be just what the doctor ordered for them. However, QB Rudolph has not looked the part (No. 31 in QBR) and last week threw 4 INT's. The Steelers will be without center Pouncey and could be without RB Conner and WR Schuster. On the other side, the QB play might be even worse as Ryan Finley only averaged 3.7 yards per pass last week.

2★ N.Y. Giants (plus the points) CHICAGO 20 N.Y. Giants 17. How do you lay 6 points with a Bears offense that has only topped 300 yards one time this season? You don't as we took advantage of their offensive ineptitude last week on these pages by cashing the UNDER in their 17-7 loss to the Rams. On the other side, the Giants have lost 6 straight games but QB Daniel Jones is quietly No. 17 in QBR and has a 9-to-1 TD-to-INT ratio in his last 3 games. The Giants are 9-3 ATS (+3.3 ppg) away from home.

3★ N.Y. JETS 23 Oakland 22. We like the Jets here who are coming off back-to-back wins and playing their best ball of the season. Their full season stats are skewed because they played 3 games with 3rd string Luke Falk at QB. In their 7 games with Darnold at QB, they're 3-4 SU. Mean-

Updated NFL Records: Straight Up, ATS and Over/Under

Team	Straight-Up			Against The Spread			Over/Under		
	Total	Home	Away	Total	Home	Away	Total	Home	Away
Arizona	3-7-1	1-3-1	2-4-0	7-3-1	3-2-0	4-1-1	7-4-0	4-1-0	3-3-0
Atlanta	3-7-0	1-3-0	2-4-0	4-6-0	2-2-0	2-4-0	3-7-0	0-4-0	3-3-0
Baltimore	8-2-0	4-1-0	4-1-0	5-4-1	2-3-0	3-1-1	6-4-0	2-3-0	4-1-0
Buffalo	7-3-0	3-2-0	4-1-0	6-3-1	2-3-0	4-0-1	3-7-0	2-3-0	1-4-0
Carolina	5-5-0	2-3-0	3-2-0	5-5-0	2-3-0	3-2-0	6-4-0	3-2-0	3-2-0
Chicago	4-6-0	2-3-0	2-3-0	3-7-0	2-3-0	1-4-0	3-7-0	1-4-0	2-3-0
Cincinnati	0-10-0	0-4-0	0-6-0	4-6-0	0-4-0	4-2-0	3-6-1	3-0-1	0-6-0
Cleveland	4-6-0	2-3-0	2-3-0	3-6-1	1-3-1	2-3-0	4-6-0	2-3-0	2-3-0
Dallas	6-4-0	3-2-0	3-2-0	6-4-0	3-2-0	3-2-0	7-3-0	3-2-0	4-1-0
Denver	3-7-0	2-3-0	1-4-0	6-4-0	3-2-0	3-2-0	4-6-0	2-3-0	2-3-0
Detroit	3-6-1	2-3-0	1-3-1	4-6-0	2-3-0	2-3-0	7-3-0	4-1-0	3-2-0
Green Bay	8-2-0	5-1-0	3-1-0	7-3-0	4-2-0	3-1-0	5-5-0	3-3-0	2-2-0
Houston	6-4-0	3-1-0	3-3-0	5-5-0	1-3-0	4-2-0	4-6-0	1-3-0	3-3-0
Indianapolis	6-4-0	4-2-0	2-2-0	5-4-1	3-3-0	2-1-1	6-4-0	4-2-0	2-2-0
Jacksonville	4-6-0	2-3-0	2-3-0	5-5-0	2-3-0	3-2-0	5-4-1	2-3-0	3-1-1
Kansas City	7-4-0	2-3-0	5-1-0	6-5-0	2-3-0	4-2-0	7-4-0	4-1-0	3-3-0
L.A. Chargers	4-7-0	2-4-0	2-3-0	3-7-1	1-4-1	2-3-0	3-8-0	1-5-0	2-3-0
L.A. Rams	6-4-0	3-2-0	3-2-0	7-3-0	3-2-0	4-1-0	3-7-0	1-4-0	2-3-0
Miami	2-8-0	1-5-0	1-3-0	5-5-0	2-4-0	3-1-0	4-6-0	3-3-0	1-3-0
Minnesota	8-3-0	5-0-0	3-3-0	6-5-0	3-2-0	3-3-0	6-5-0	3-2-0	3-3-0
New England	9-1-0	4-0-0	5-1-0	7-3-0	3-1-0	4-2-0	3-7-0	2-2-0	1-5-0
New Orleans	8-2-0	4-1-0	4-1-0	7-3-0	3-2-0	4-1-0	5-5-0	2-3-0	3-2-0
N.Y. Giants	2-8-0	1-4-0	1-4-0	3-7-0	1-4-0	2-3-0	6-4-0	1-4-0	5-0-0
N.Y. Jets	3-7-0	2-3-0	1-4-0	4-6-0	2-3-0	2-3-0	6-4-0	2-3-0	4-1-0
Oakland	6-4-0	5-1-0	1-3-0	6-4-0	4-2-0	2-2-0	6-4-0	3-3-0	3-1-0
Philadelphia	5-5-0	3-2-0	2-3-0	4-6-0	2-3-0	2-3-0	5-5-0	2-3-0	3-2-0
Pittsburgh	5-5-0	4-2-0	1-3-0	5-4-1	3-2-1	2-2-0	3-7-0	3-3-0	0-4-0
San Francisco	9-1-0	4-1-0	5-0-0	5-4-1	2-2-1	3-2-0	5-5-0	3-2-0	2-3-0
Seattle	8-2-0	3-2-0	5-0-0	5-5-0	1-4-0	4-1-0	6-4-0	3-2-0	3-2-0
Tampa Bay	3-7-0	1-4-0	2-3-0	2-8-0	0-5-0	2-3-0	8-2-0	4-1-0	4-1-0
Tennessee	5-5-0	3-2-0	2-3-0	5-5-0	3-2-0	2-3-0	5-5-0	3-2-0	2-3-0
Washington	1-9-0	0-5-0	1-4-0	3-7-0	1-4-0	2-3-0	4-6-0	3-2-0	1-4-0

while, Oakland is playing their first road game in a month and at the dreaded 10 am PT start time. Oakland has a couple of key injuries on defense (Lamaricus Joyner and Karl Joseph) and the Jets rush defense (No. 1 allowing 79 ypg) matches up well with Oakland's offense.

NEW ORLEANS 30 Carolina 19. Carolina RB McCaffrey's 191 yards couldn't save them from QB Kyle Allen's 4 INT's in the blowout loss to Atlanta. That's now a 3-to-9 ratio in his last 4 starts as Allen has dropped to No. 30 in QBR. On the other side, the Saints got back on track with a comfortable win over the Bucs (outgained Tampa Bay 195-11 in the first 25 minutes). Note if line is 10, the Saints are just 3-10 ATS (-7.2 ppg) as a double-digit home favorite in division. We're lean OVER.

ATLANTA 29 Tampa Bay 23. With Atlanta head coach Dan Quinn giving up the play-calling duties on defense, it's certainly looked like a different Falcons' defense the last couple of weeks. LB coach Jeff Ulbrich is now calling 1st & 2nd down defense and assistant Raheem Morris is now calling 3rd down & 2-minute defense. On the other side, Tampa Bay has failed to cover ATS in 6 straight games after their home loss to the Saints last week. QB Winston threw another 4 INT's last week (that's now 18 on the season already!). The OVER has cashed in 8 straight games for them but we prefer the Falcons here.

Detroit 23 WASHINGTON 20. The Lions have lost 6 of their last 7 games and certainly Detroit +7.5 backers are not happy with head coach Matt Patricia's election to go for two at the end. Washington's offense just went through a streak where they didn't score a TD in 16 straight quarters! They've incredibly lost 9 straight home games by an average of 17 ppg and they are 2-7 ATS (-11.6 ppg). Still, do you really want to lay more than a FG on the road with this Lions team?

2★ TENNESSEE 24 Jacksonville 18. Tennessee comes in fresh off a bye as they upset the Chiefs prior to it to remain in the playoff picture. Note Tennessee was -159 yards in that game but the Titans seem like a different team with Tannehill under center. Meanwhile Jacksonville got run over in their blowout loss to the Colts as they allowed two rushers to top 100 yards. Now that Jacksonville defense has to face a fresh Derrick Henry. QB Foles did return and was 33 of 47 for 296 yards and a 2-1 ratio but he still only notched a 25 QBR and we think he'll struggle again here.

NEW ENGLAND 27 Dallas 20. Obviously a coaching mismatch here with Belichick vs Garrett. The Belichick trifecta worked last week as the Patriots won and covered coming off a bye, coming off a loss and playing with revenge. Now they're at home where they are on a 20-0 SU (+16.6 ppg) and 16-4 ATS (+6.6 ppg) run. They're 16-1 SU (+11.8 ppg) and 14-2-1 ATS (+6.4 ppg) when laying 7 or less at home. Finally, they have won 85% of their home games since 2001 and have covered 62% of them. With that being said, the Cowboys are probably the 2nd best team NE has faced this season and they lost outright the best team they faced (Baltimore).

SAN FRANCISCO 26 Green Bay 22. We feel both teams are overrated in the market place. The 49ers have sure looked vulnerable the last 3 weeks with a couple of close calls vs Arizona and a loss at home to Seattle. Obviously, the last play fiasco vs the Cards last Sunday was stuff of legends when it comes to point spread drama. Jimmy G did become the first 49ers QB to throw for 400 yards and 4 TD's since Steve Young in 1993. Green Bay does come in off a bye but the Packers got a fortunate win over Carolina prior to it and were -258 yards in a blowout loss to the Chargers in their last trip to the West Coast. Note Rodgers is from Northern California and still has an axe to grind for the 49ers taking Alex Smith over him in 2005.

PHILADELPHIA 24 Seattle 23. You know it's a solid viewing card when this game got moved out of the Sunday Night window. The Seahawks come in off a bye but now instead of playing at 5pm PT time, they're playing at 10am PT time. In their last game, they managed to beat the 49ers despite having 4 TO's. It was their 2nd straight OT win and they've now won 7 games this year by 7 points or less. Does that make them overrated or is Russell Wilson just that clutch? Meanwhile, the Eagles' season is on the ropes after the home loss to the Patriots last week. The Philly offense scored 0 points on their last 10 possessions. Seattle is on a 10-2-2 ATS run as an underdog (+6.1 ppg).

Monday, November 25th

Baltimore 24 L.A. RAMS 23. Is there any team playing better than the Ravens right now? If so, we'd like to see it as Baltimore is 4-0 SU (+25.3 ppg) and 4-0 ATS (+23 ppg) in their last 4. Keep in mind, they've played two of the Top 5 teams in the NFL in that stretch (Pats and Seahawks) and they just humiliated a Houston Texans team that is playoff caliber. Lamar Jackson is now your MVP favorite (13 total TD's 0 INT's last 5 games). On the other side, the Rams beat thee Bears last week 17-7 as we easily cashed the UNDER on these pages. This is only the 2nd time in the McVay era that the Rams are home dogs. The other time is when they rested their starters in Week 17 vs the 49ers two years ago.