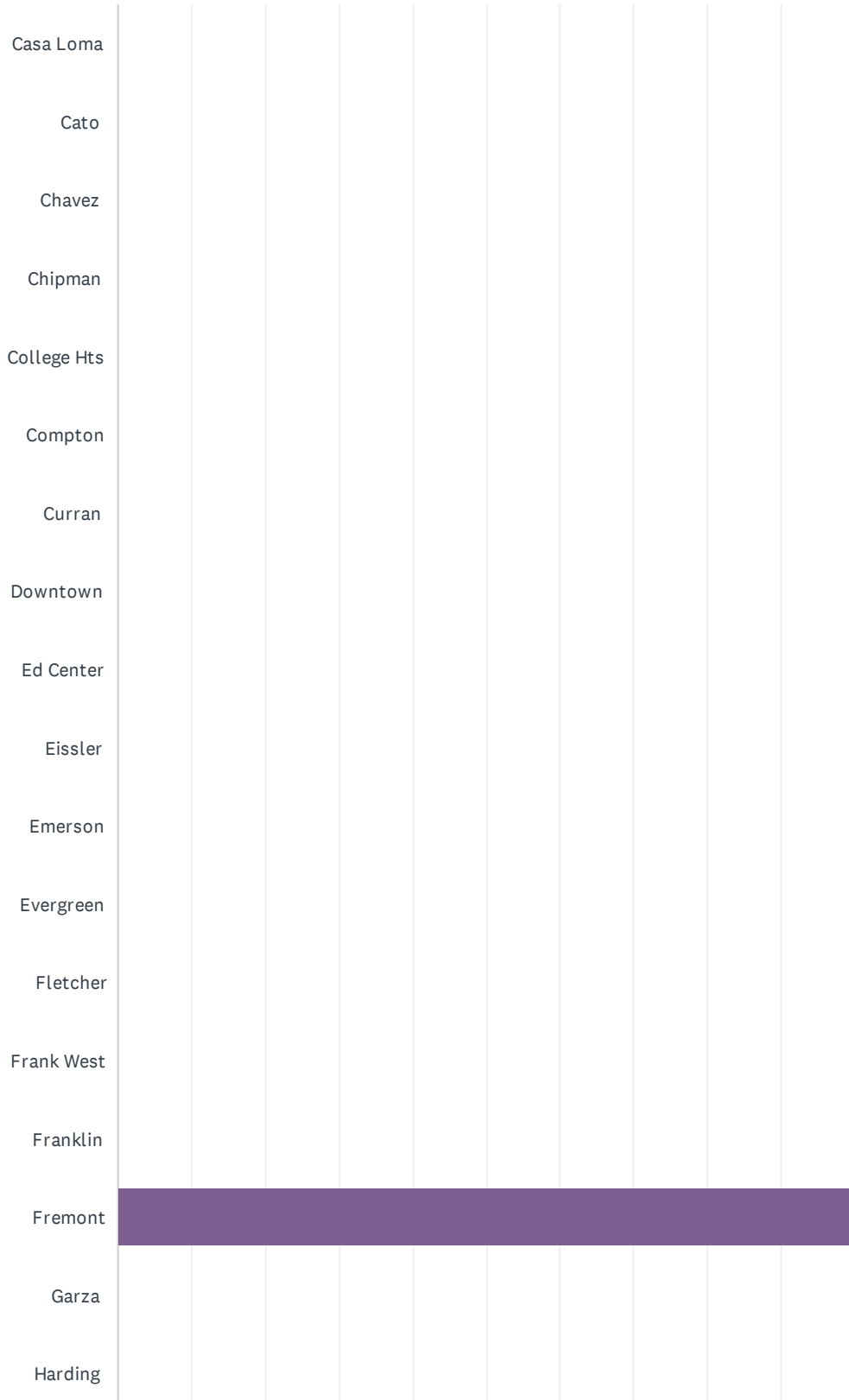


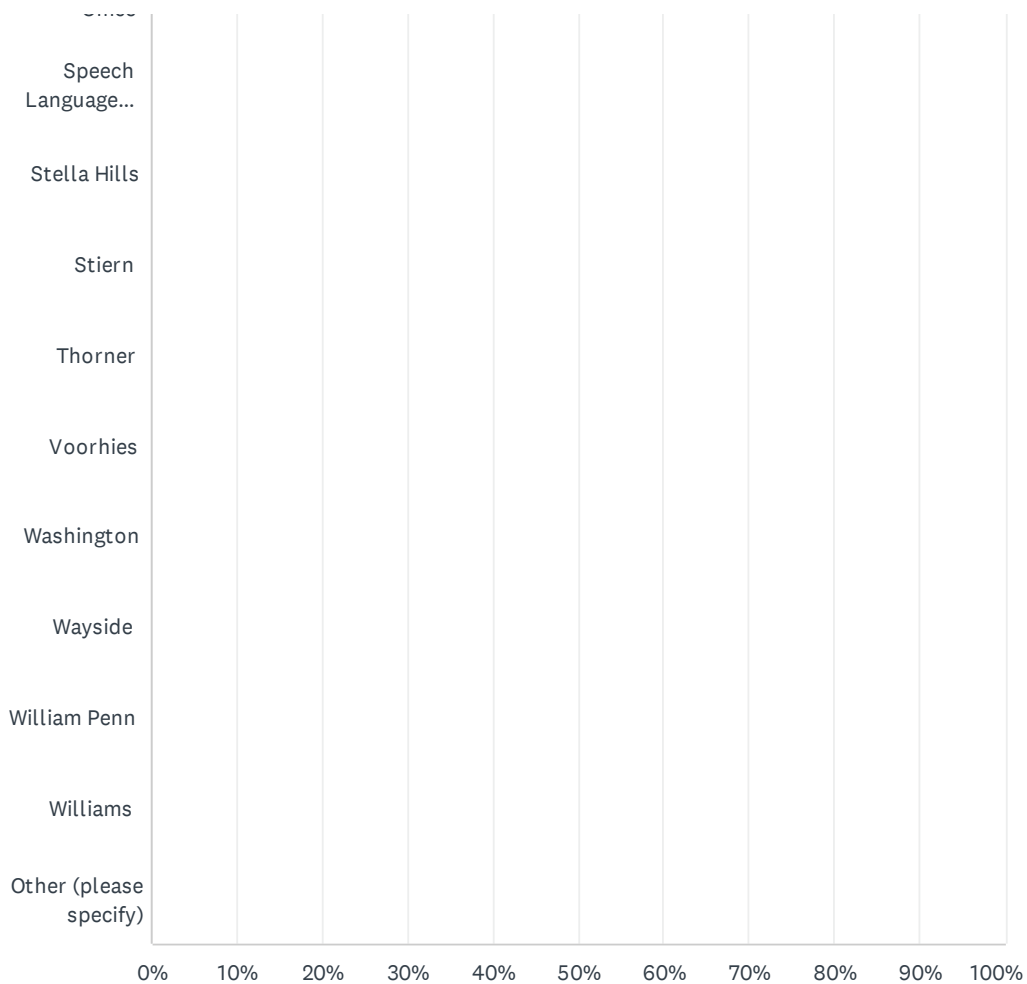
# Q1 School Site (If you work at multiple sites choose your home site OR complete a survey for each site at which you spend significant time.)

Answered: 10 Skipped: 0





# 2021-2022 BETA Administration/Site Climate Survey



2021-2022 BETA Administration/Site Climate Survey

ANSWER CHOICES	RESPONSES	
Casa Loma	0.00%	0
Cato	0.00%	0
Chavez	0.00%	0
Chipman	0.00%	0
College Hts	0.00%	0
Compton	0.00%	0
Curran	0.00%	0
Downtown	0.00%	0
Ed Center	0.00%	0
Eissler	0.00%	0
Emerson	0.00%	0
Evergreen	0.00%	0
Fletcher	0.00%	0
Frank West	0.00%	0
Franklin	0.00%	0
Fremont	100.00%	10
Garza	0.00%	0
Harding	0.00%	0
Harris	0.00%	0
Horace Mann	0.00%	0
Hort	0.00%	0
Jefferson	0.00%	0
Longfellow	0.00%	0
McKinley	0.00%	0
MLK	0.00%	0
Mt.Vernon	0.00%	0
Munsey	0.00%	0
Nichols	0.00%	0
Noble	0.00%	0
Nurses	0.00%	0
Owens Intermediate	0.00%	0
Owens Primary	0.00%	0

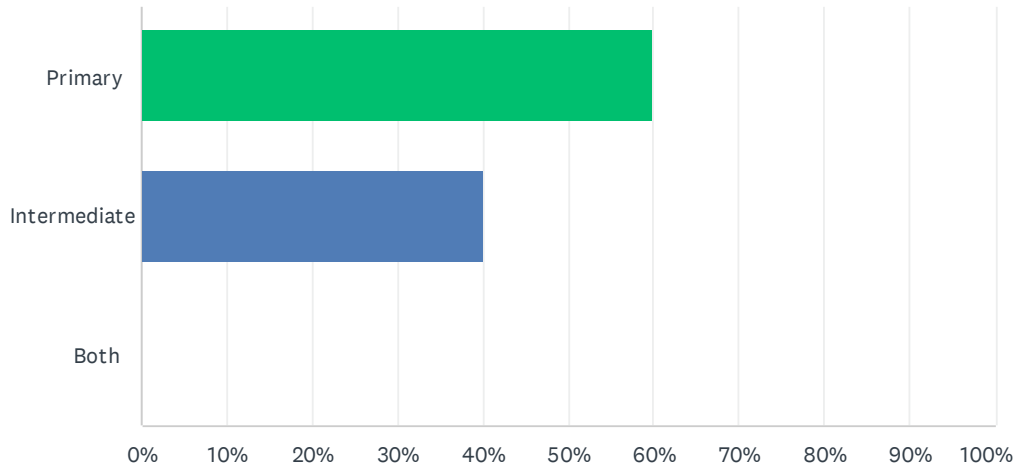
2021-2022 BETA Administration/Site Climate Survey

Pauly	0.00%	0
Pioneer	0.00%	0
Rafer Johnson	0.00%	0
Roosevelt	0.00%	0
Sequoia	0.00%	0
Sierra	0.00%	0
Special Ed Office	0.00%	0
Speech Language Pathologist	0.00%	0
Stella Hills	0.00%	0
Stiem	0.00%	0
Thorner	0.00%	0
Voorhies	0.00%	0
Washington	0.00%	0
Wayside	0.00%	0
William Penn	0.00%	0
Williams	0.00%	0
Other (please specify)	0.00%	0
Total Respondents: 10		

#	OTHER (PLEASE SPECIFY)	DATE
	There are no responses.	

## Q2 Instructional Grade Level or Support Services

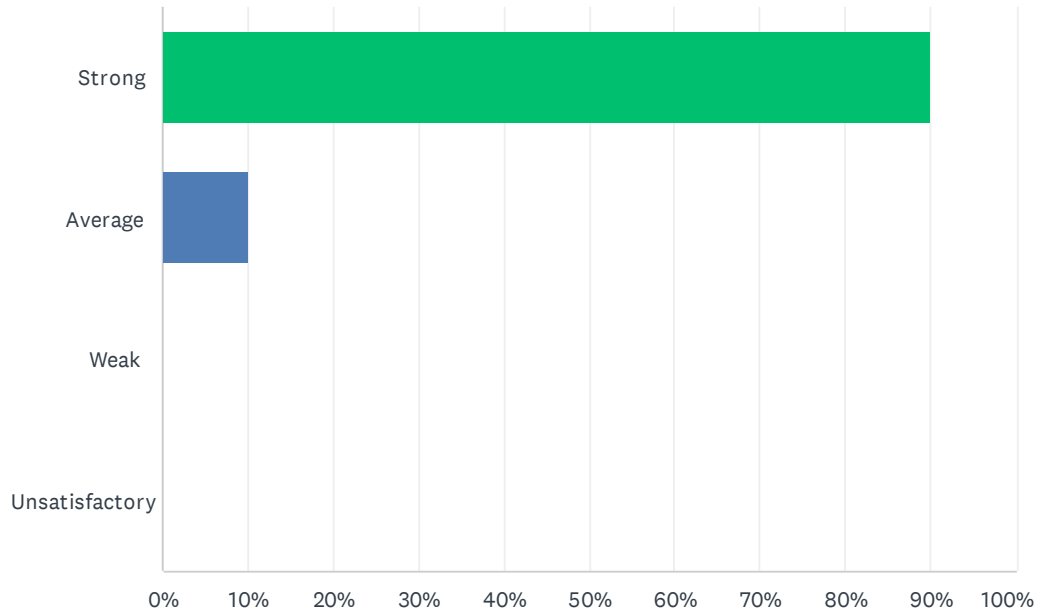
Answered: 10 Skipped: 0



ANSWER CHOICES	RESPONSES	
Primary	60.00%	6
Intermediate	40.00%	4
Both	0.00%	0
<b>TOTAL</b>		<b>10</b>

### Q3 Site administration is sensitive to the needs of students, staff, and the community.

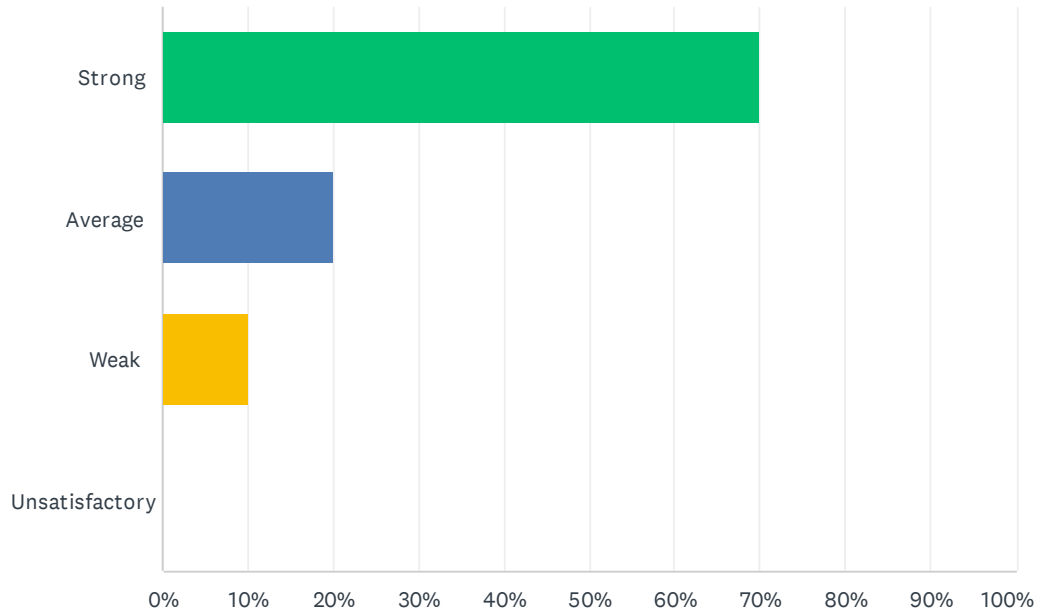
Answered: 10 Skipped: 0



ANSWER CHOICES	RESPONSES	
Strong	90.00%	9
Average	10.00%	1
Weak	0.00%	0
Unsatisfactory	0.00%	0
<b>TOTAL</b>		<b>10</b>

## Q4 Site administration treats staff with respect; you feel like a valued member of a team.

Answered: 10 Skipped: 0



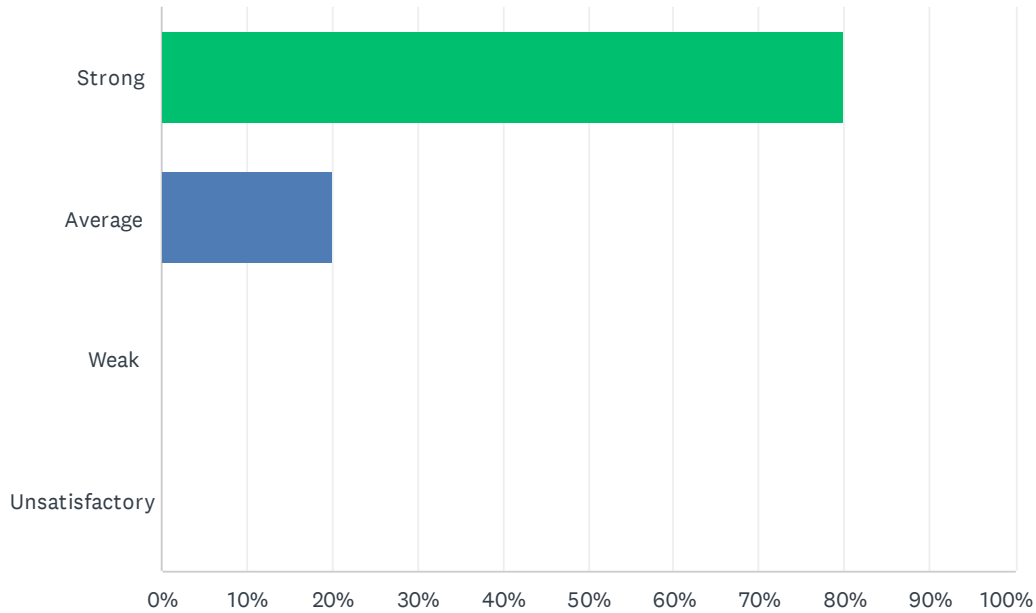
ANSWER CHOICES	RESPONSES
Strong	70.00% 7
Average	20.00% 2
Weak	10.00% 1
Unsatisfactory	0.00% 0
<b>TOTAL</b>	<b>10</b>

#	COMMENT	DATE
	There are no responses.	



### Q5 Site administration conducts classroom visits /ZOOM visits in the least disruptive manner and leaves timely feedback (within 24 hours).

Answered: 10 Skipped: 0

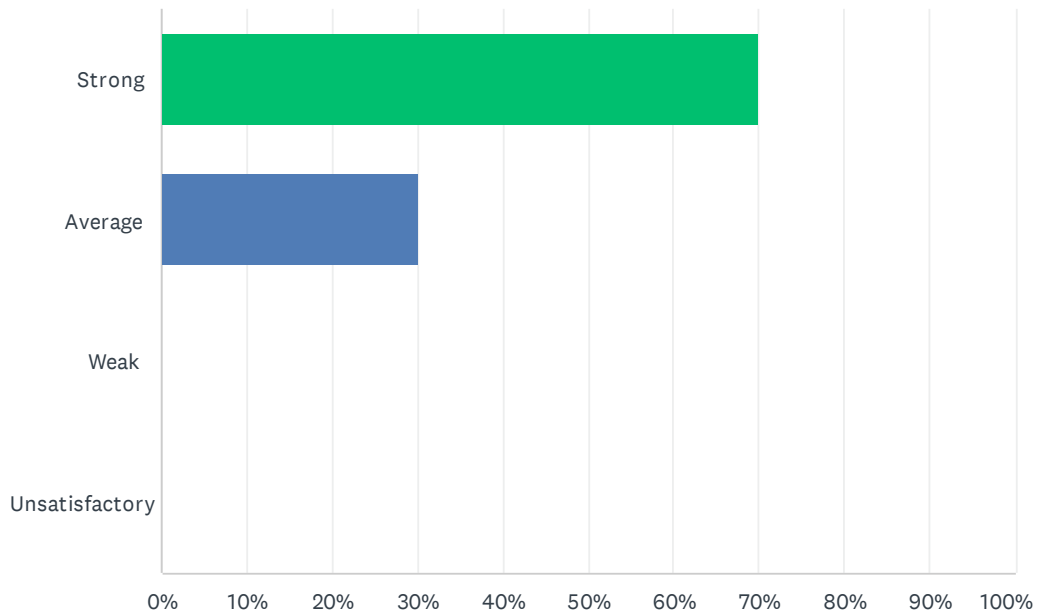


ANSWER CHOICES	RESPONSES	
Strong	80.00%	8
Average	20.00%	2
Weak	0.00%	0
Unsatisfactory	0.00%	0
<b>TOTAL</b>		<b>10</b>

#	COMMENT:	DATE
	There are no responses.	

## Q6 Site administration follows the contract and respects personal rights.

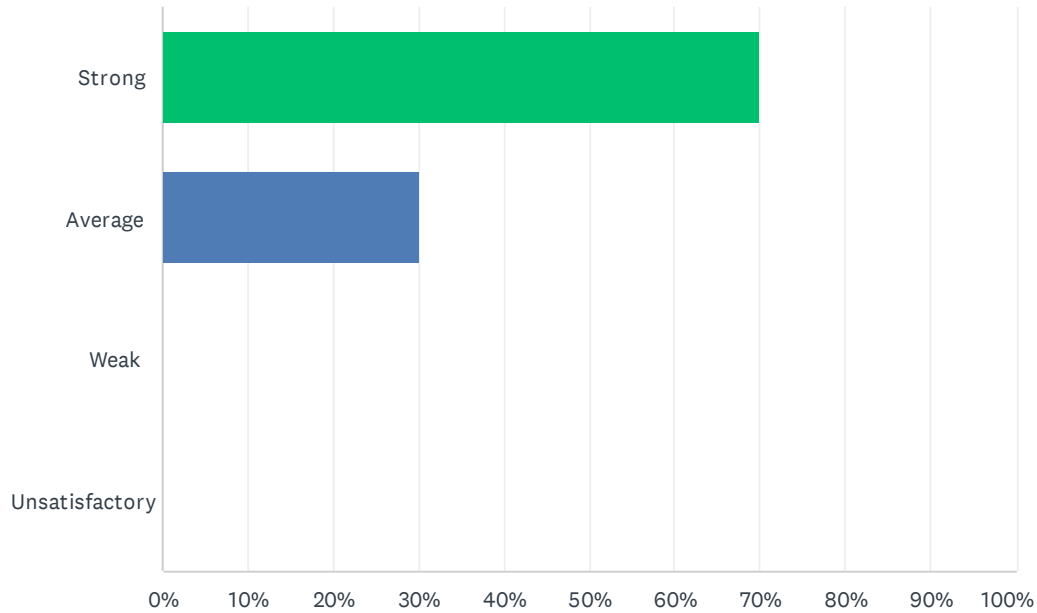
Answered: 10 Skipped: 0



ANSWER CHOICES	RESPONSES	
Strong	70.00%	7
Average	30.00%	3
Weak	0.00%	0
Unsatisfactory	0.00%	0
<b>TOTAL</b>		<b>10</b>

### Q7 Administration utilizes staff according to their job description (ie. Coaches, APL's, Specialists & Staff).

Answered: 10 Skipped: 0

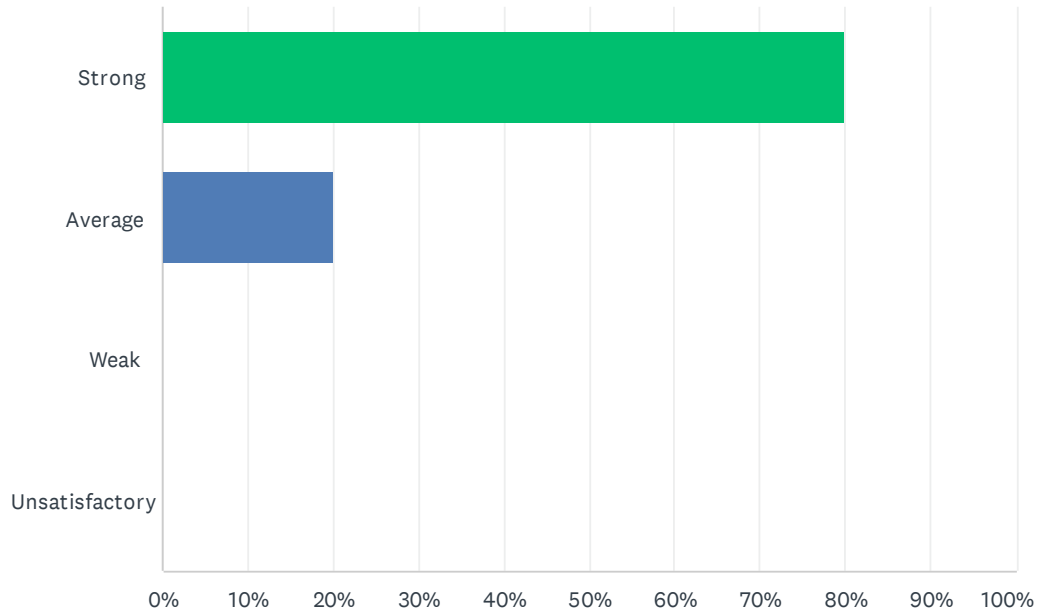


ANSWER CHOICES	RESPONSES	
Strong	70.00%	7
Average	30.00%	3
Weak	0.00%	0
Unsatisfactory	0.00%	0
<b>TOTAL</b>		<b>10</b>

#	COMMENT	DATE
	There are no responses.	

## Q8 Administration maintains open communication with staff, parents, and students.

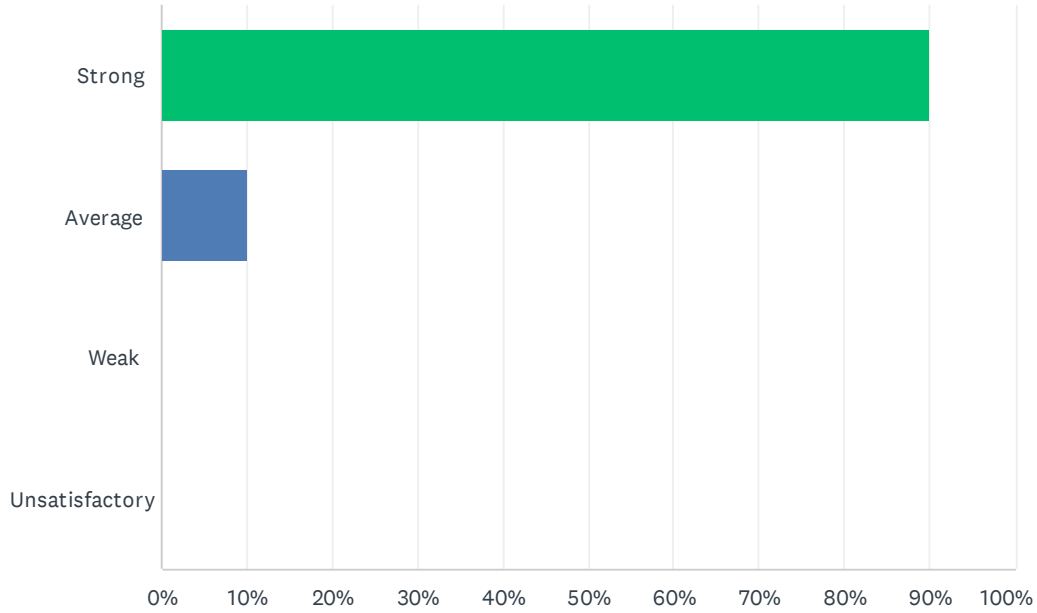
Answered: 10 Skipped: 0



ANSWER CHOICES	RESPONSES	
Strong	80.00%	8
Average	20.00%	2
Weak	0.00%	0
Unsatisfactory	0.00%	0
<b>TOTAL</b>		<b>10</b>

## Q9 Administration supports staff against attacks and criticism from parents.

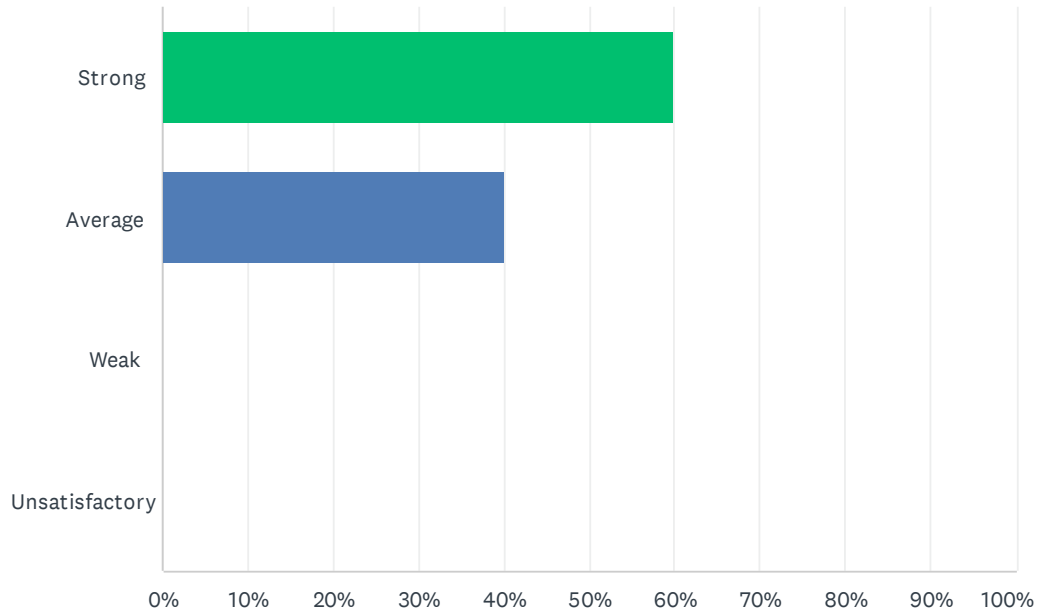
Answered: 10 Skipped: 0



ANSWER CHOICES	RESPONSES	
Strong	90.00%	9
Average	10.00%	1
Weak	0.00%	0
Unsatisfactory	0.00%	0
<b>TOTAL</b>		<b>10</b>

## Q10 Site administration treats all teachers equally; there is no preferential treatment.

Answered: 10 Skipped: 0

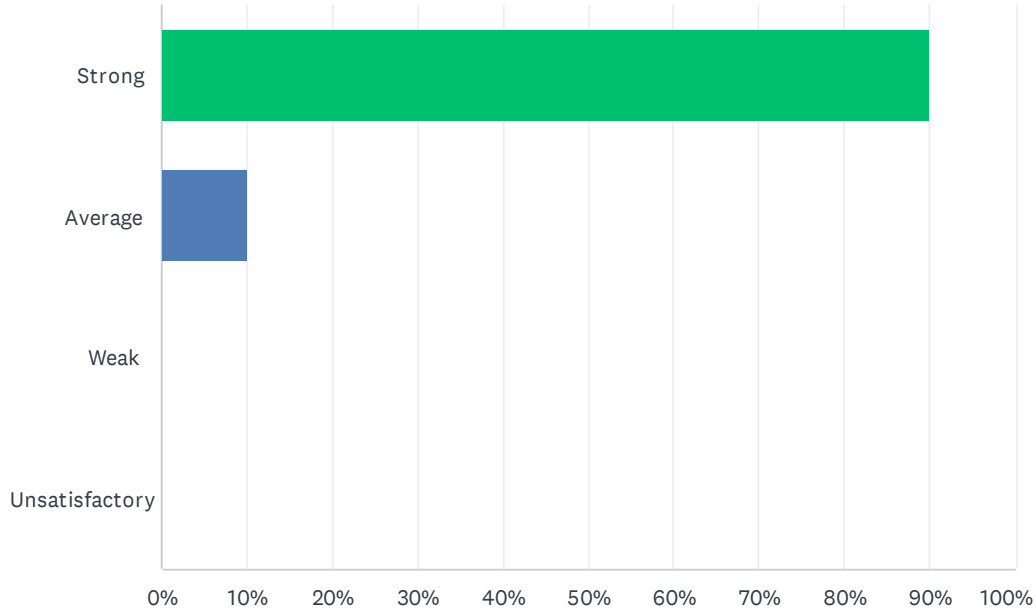


ANSWER CHOICES	RESPONSES	
Strong	60.00%	6
Average	40.00%	4
Weak	0.00%	0
Unsatisfactory	0.00%	0
<b>TOTAL</b>		<b>10</b>

#	COMMENT	DATE
	There are no responses.	

## Q11 Administration supports classroom discipline procedures and follows District discipline guidelines.

Answered: 10 Skipped: 0

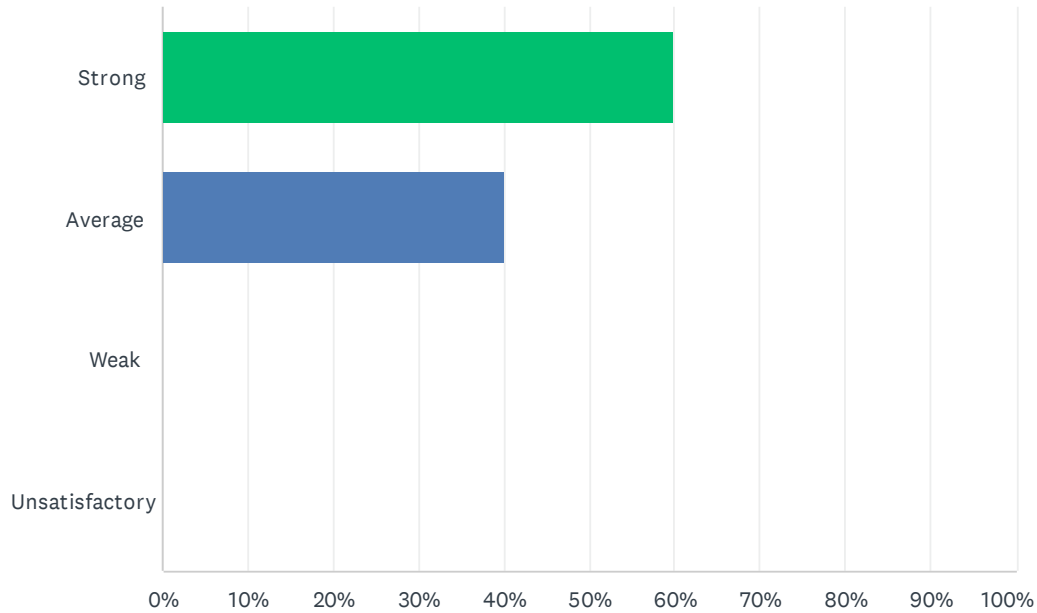


ANSWER CHOICES	RESPONSES	
Strong	90.00%	9
Average	10.00%	1
Weak	0.00%	0
Unsatisfactory	0.00%	0
<b>TOTAL</b>		<b>10</b>

#	COMMENTS	DATE
	There are no responses.	

## Q12 The administration has been supportive and minimized additional stress.

Answered: 10 Skipped: 0



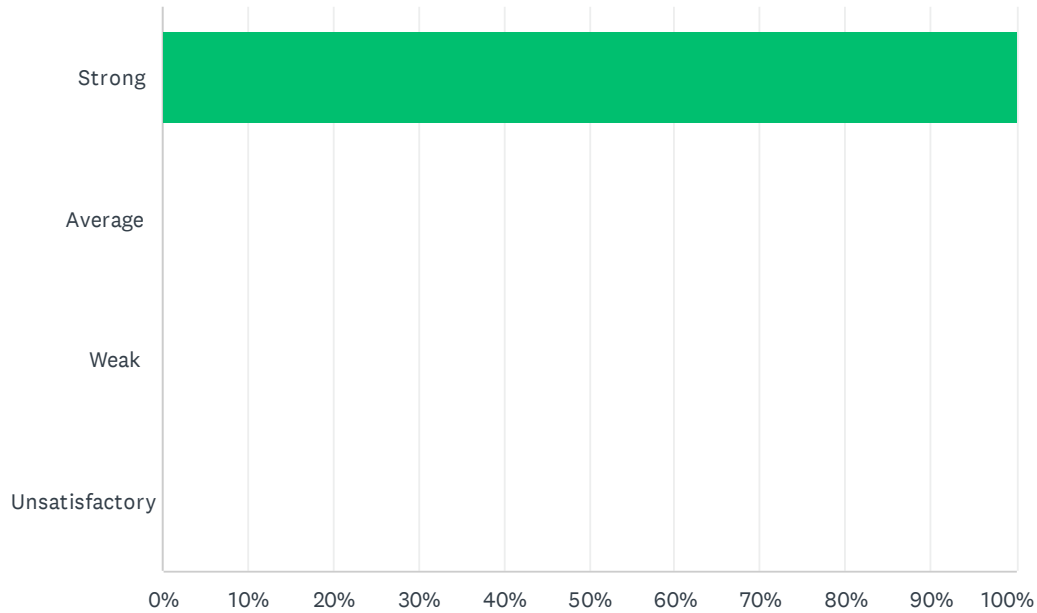
ANSWER CHOICES	RESPONSES	
Strong	60.00%	6
Average	40.00%	4
Weak	0.00%	0
Unsatisfactory	0.00%	0
<b>TOTAL</b>		<b>10</b>

#	COMMENT	DATE
	There are no responses.	



## Q13 Administration has communicated expectations and information during the COVID pandemic.

Answered: 10 Skipped: 0



ANSWER CHOICES	RESPONSES	
Strong	100.00%	10
Average	0.00%	0
Weak	0.00%	0
Unsatisfactory	0.00%	0
<b>TOTAL</b>		<b>10</b>

#	COMMENT	DATE
	There are no responses.	

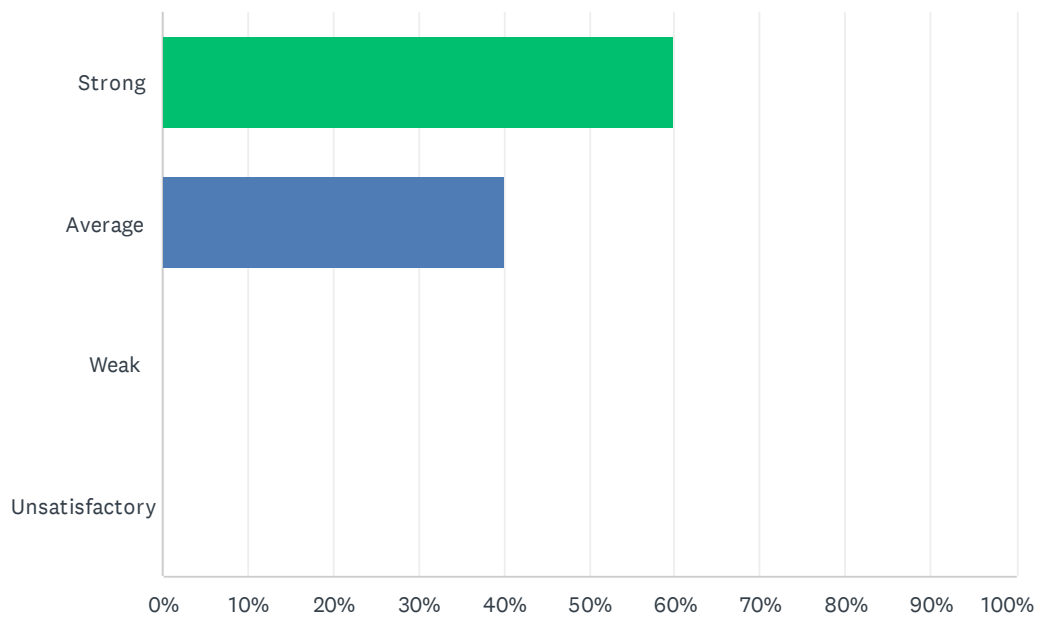
## Q14 Does your administrator impact the working conditions, positively or negatively, at your worksite?

Answered: 7 Skipped: 3

#	RESPONSES	DATE
1	Can be negative at times when you do not feel welcomed or part of the team.	2/18/2022 11:25 AM
2	My admin. has a positive impact in working conditions at my site.	2/9/2022 7:24 AM
3	Positively	2/9/2022 7:15 AM
4	Positively	2/8/2022 9:57 PM
5	Positively	2/5/2022 11:28 PM
6	Positively	1/26/2022 4:46 PM
7	Positive	1/25/2022 6:24 PM

### Q15 Site staff is involved in setting school policies and budgetary priorities.

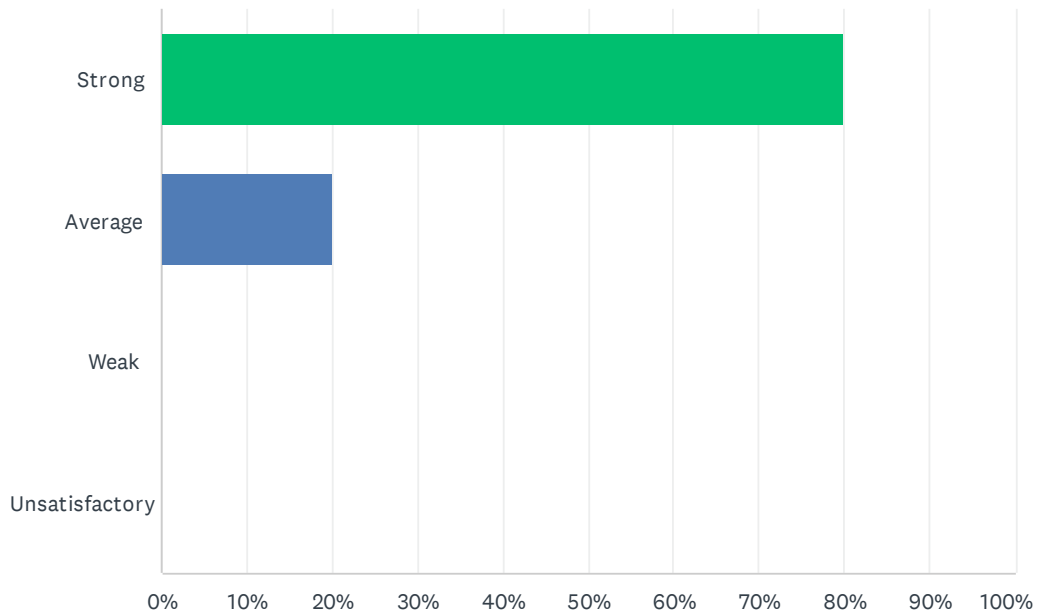
Answered: 10 Skipped: 0



ANSWER CHOICES	RESPONSES	
Strong	60.00%	6
Average	40.00%	4
Weak	0.00%	0
Unsatisfactory	0.00%	0
<b>TOTAL</b>		<b>10</b>

## Q16 Site meetings are productive and not excessive.

Answered: 10 Skipped: 0

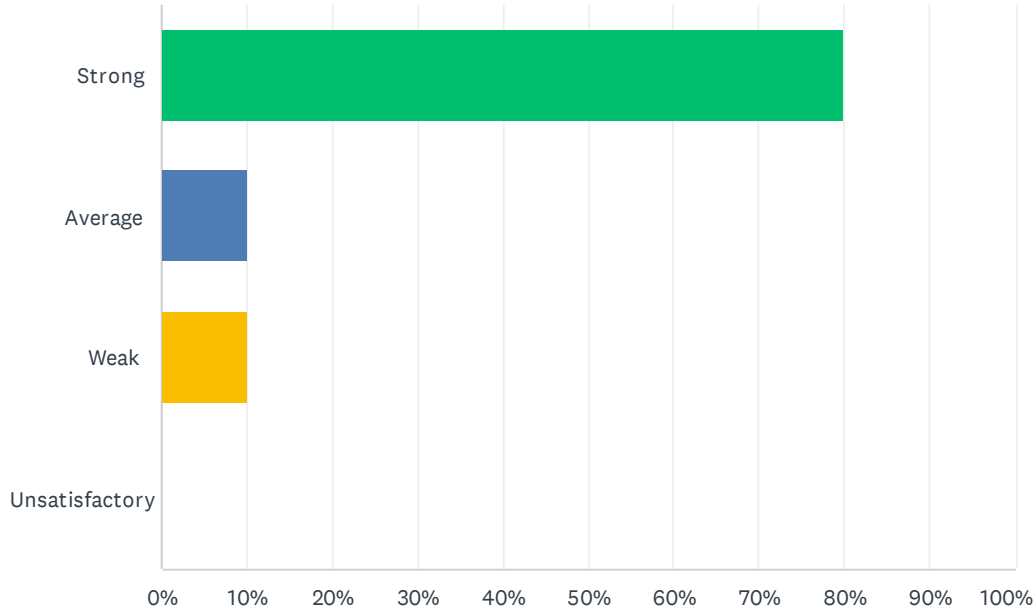


ANSWER CHOICES	RESPONSES	
Strong	80.00%	8
Average	20.00%	2
Weak	0.00%	0
Unsatisfactory	0.00%	0
<b>TOTAL</b>		<b>10</b>

#	COMMENT	DATE
	There are no responses.	

## Q17 During Covid, meetings have not been excessive and have been productive.

Answered: 10 Skipped: 0

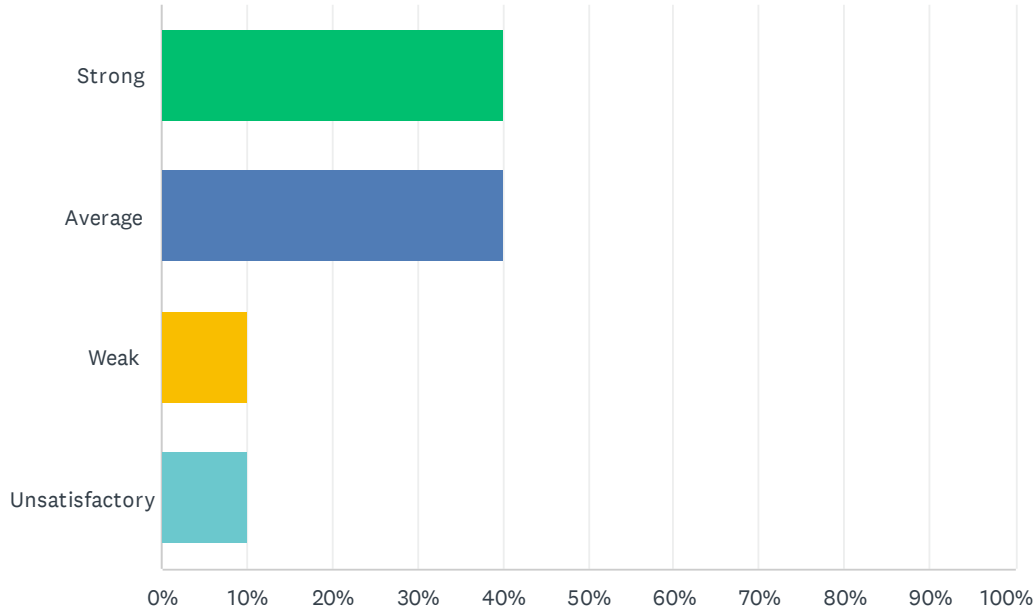


ANSWER CHOICES	RESPONSES	
Strong	80.00%	8
Average	10.00%	1
Weak	10.00%	1
Unsatisfactory	0.00%	0
<b>TOTAL</b>		<b>10</b>

#	COMMENT	DATE
	There are no responses.	

### Q18 My site receives daily consecutive uninterrupted planning/preparation time. (30 minutes / 40 minutes)

Answered: 10 Skipped: 0

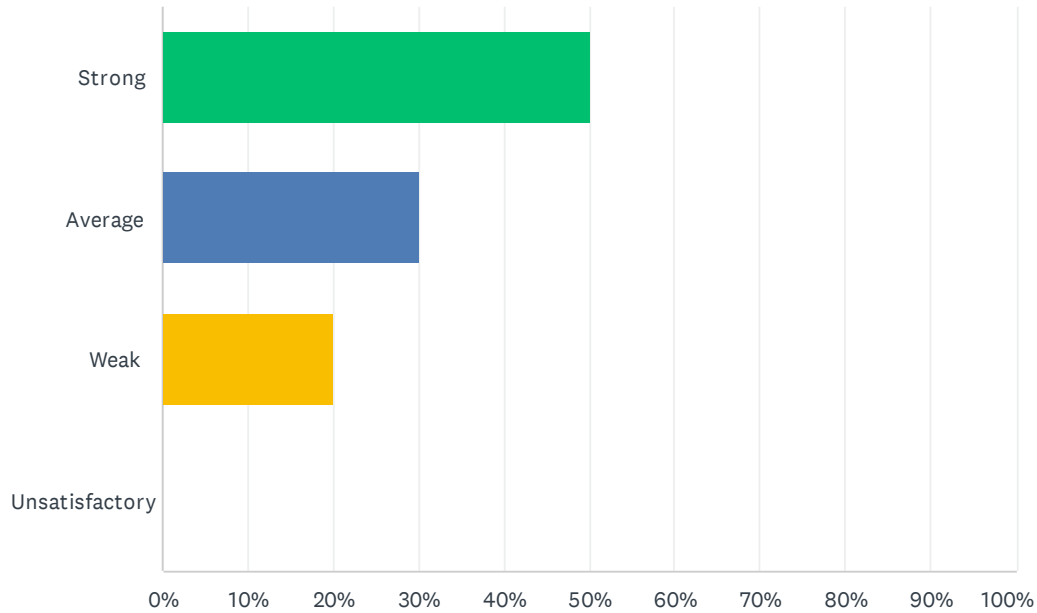


ANSWER CHOICES	RESPONSES	
Strong	40.00%	4
Average	40.00%	4
Weak	10.00%	1
Unsatisfactory	10.00%	1
<b>TOTAL</b>		<b>10</b>

#	COMMENT	DATE
	There are no responses.	

### Q19 Staff is given time to input district required data (ie. Benchmarks, Dibels, CFAs, Report Cards, etc).

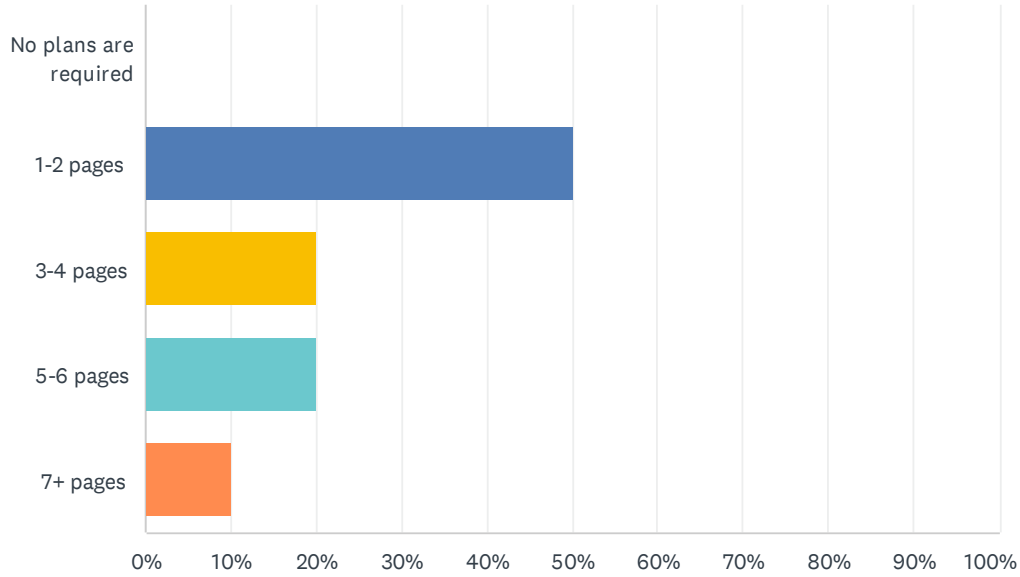
Answered: 10 Skipped: 0



ANSWER CHOICES	RESPONSES	
Strong	50.00%	5
Average	30.00%	3
Weak	20.00%	2
Unsatisfactory	0.00%	0
<b>TOTAL</b>		<b>10</b>

## Q20 Teachers are required to submit complete, but not excessively lengthy lesson plans.

Answered: 10 Skipped: 0



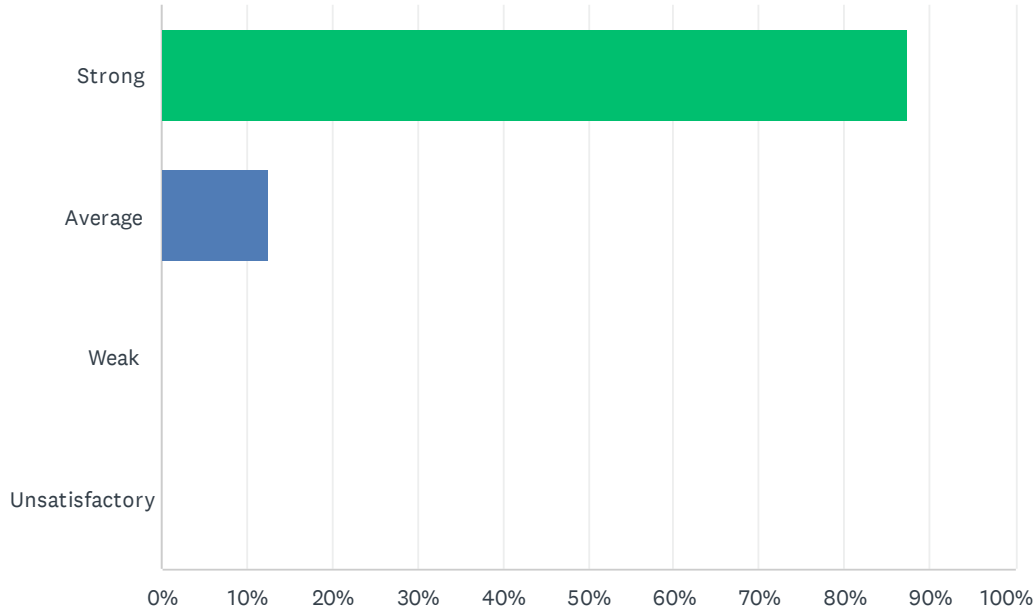
ANSWER CHOICES	RESPONSES
No plans are required	0.00% 0
1-2 pages	50.00% 5
3-4 pages	20.00% 2
5-6 pages	20.00% 2
7+ pages	10.00% 1
<b>TOTAL</b>	<b>10</b>

#	COMMENT	DATE
	There are no responses.	



## Q21 The Special Education Department is assisting you with your questions, problems, and concerns.

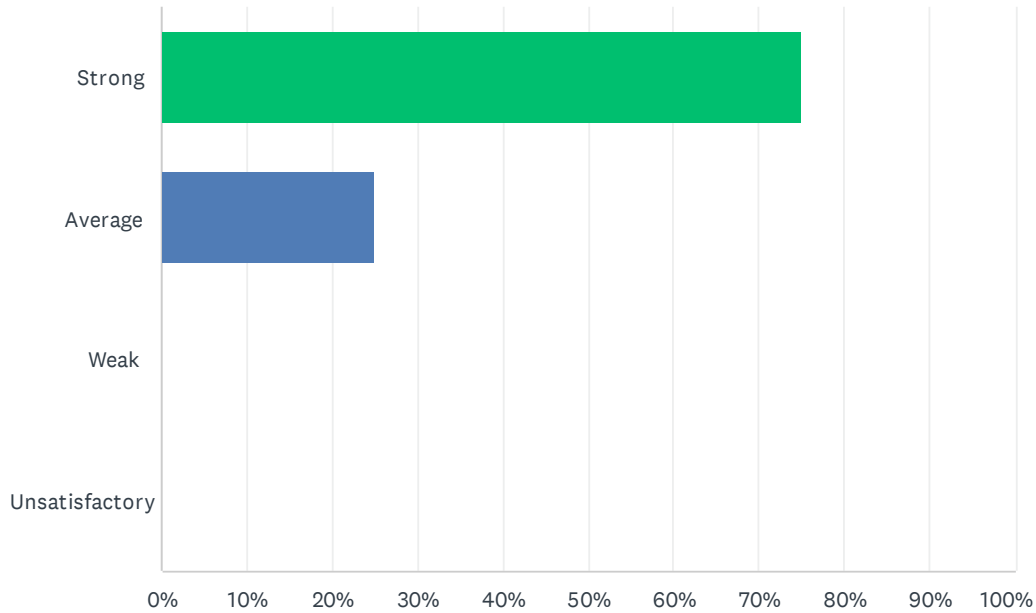
Answered: 8 Skipped: 2



ANSWER CHOICES	RESPONSES	
Strong	87.50%	7
Average	12.50%	1
Weak	0.00%	0
Unsatisfactory	0.00%	0
<b>TOTAL</b>		<b>8</b>

## Q22 Special Education class size is balanced within each program to ensure student safety and individualized instruction.

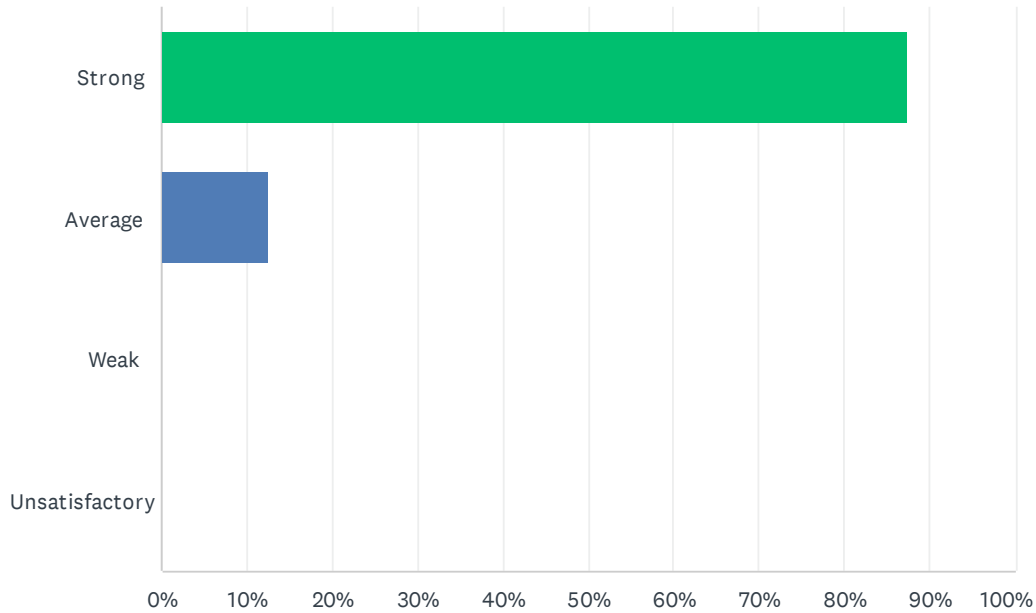
Answered: 8 Skipped: 2



ANSWER CHOICES	RESPONSES	
Strong	75.00%	6
Average	25.00%	2
Weak	0.00%	0
Unsatisfactory	0.00%	0
<b>TOTAL</b>		<b>8</b>

### Q23 Special education teachers have opportunities to participate in school-based, content area staff development.

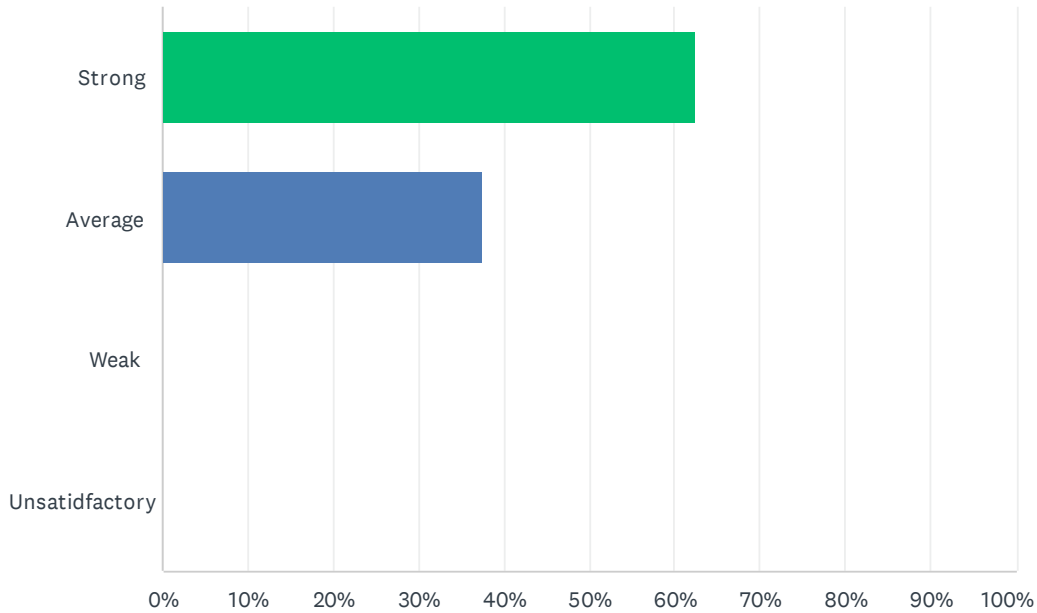
Answered: 8 Skipped: 2



ANSWER CHOICES	RESPONSES	
Strong	87.50%	7
Average	12.50%	1
Weak	0.00%	0
Unsatisfactory	0.00%	0
<b>TOTAL</b>		<b>8</b>

## Q24 Special education teachers have access to ALL instructional resources provided to general education teachers.

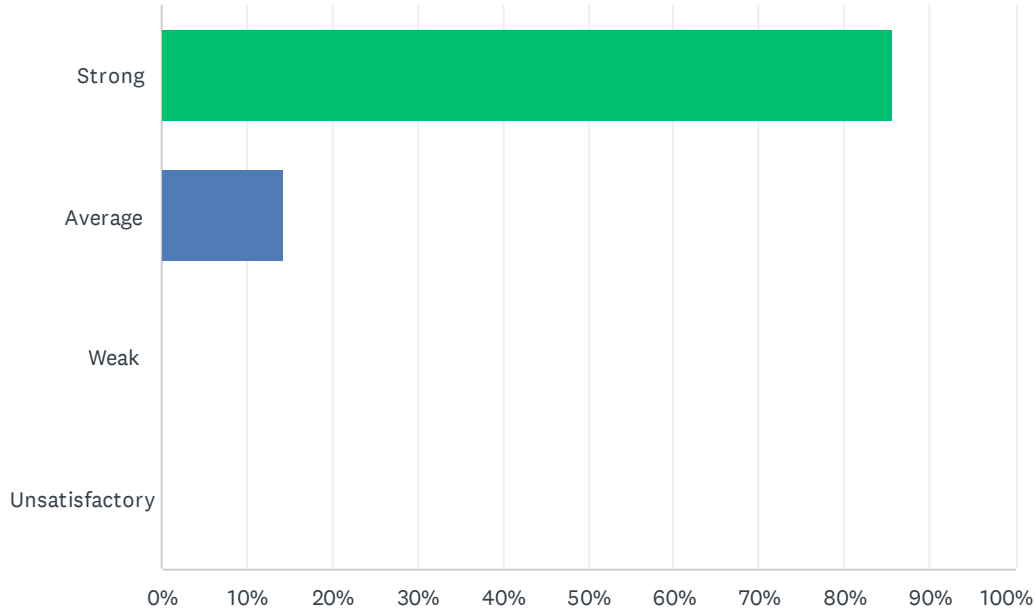
Answered: 8 Skipped: 2



ANSWER CHOICES	RESPONSES	
Strong	62.50%	5
Average	37.50%	3
Weak	0.00%	0
Unsatisfactory	0.00%	0
<b>TOTAL</b>		<b>8</b>

### Q25 Special education teachers are adequately trained in the administration of state assessments and District IEP's.

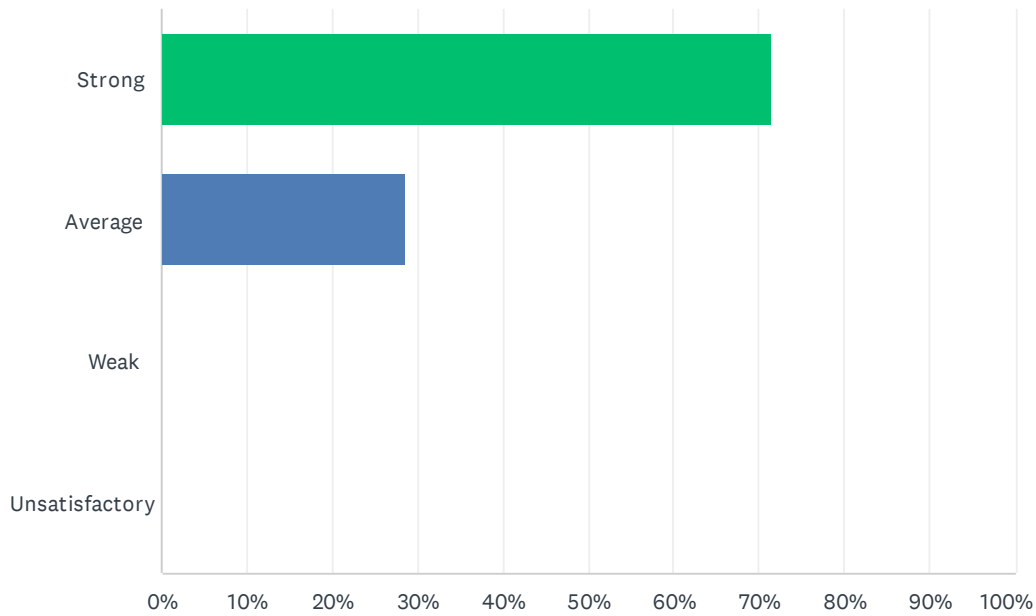
Answered: 7 Skipped: 3



ANSWER CHOICES	RESPONSES	
Strong	85.71%	6
Average	14.29%	1
Weak	0.00%	0
Unsatisfactory	0.00%	0
<b>TOTAL</b>		<b>7</b>

## Q26 The site principal is accessible to discuss special education issues.

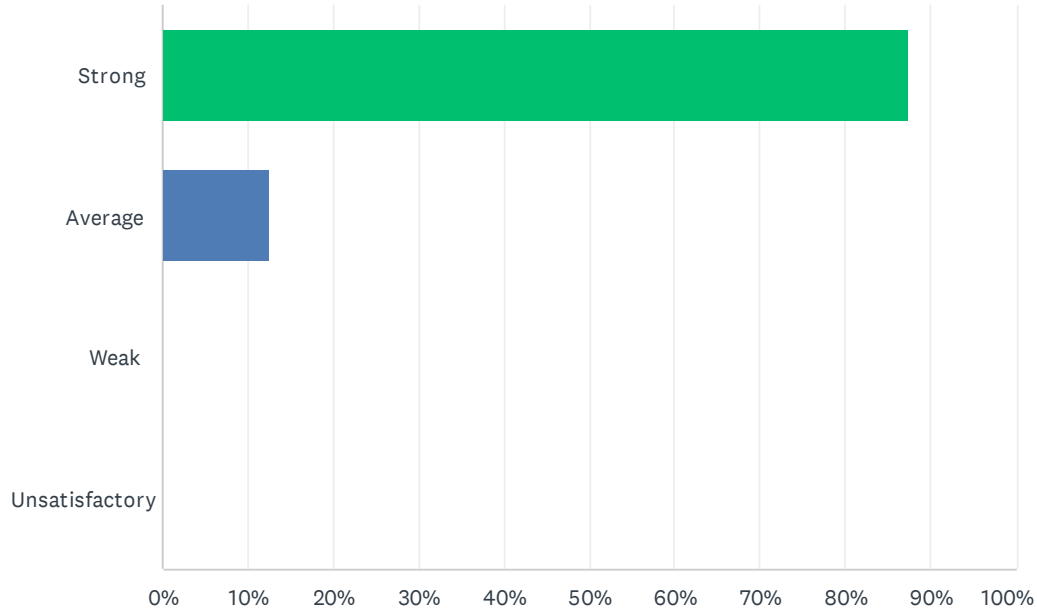
Answered: 7 Skipped: 3



ANSWER CHOICES	RESPONSES	
Strong	71.43%	5
Average	28.57%	2
Weak	0.00%	0
Unsatisfactory	0.00%	0
<b>TOTAL</b>		<b>7</b>

## Q27 The site principal promotes equal opportunities for all students to learn.

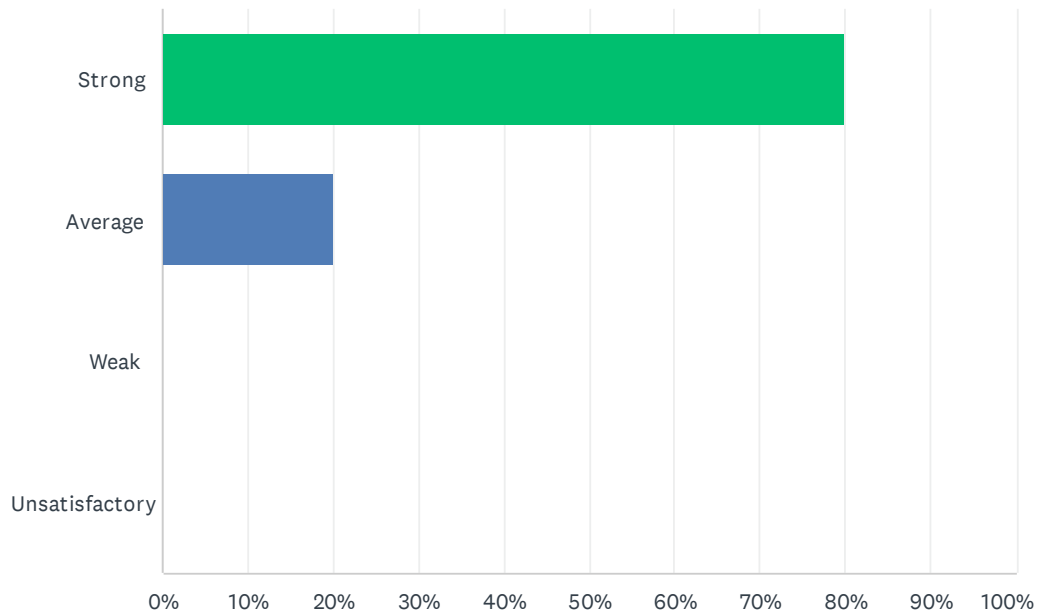
Answered: 8 Skipped: 2



ANSWER CHOICES	RESPONSES	
Strong	87.50%	7
Average	12.50%	1
Weak	0.00%	0
Unsatisfactory	0.00%	0
<b>TOTAL</b>		<b>8</b>

## Q28 Staff and students feel safe while attending online classes.

Answered: 10 Skipped: 0



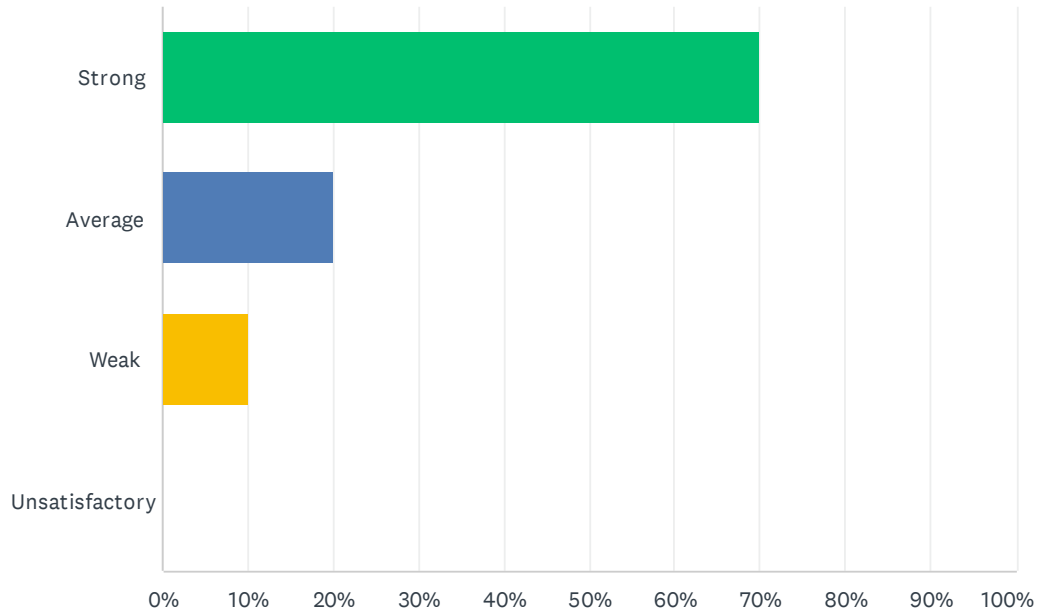
ANSWER CHOICES	RESPONSES
Strong	80.00% 8
Average	20.00% 2
Weak	0.00% 0
Unsatisfactory	0.00% 0
<b>TOTAL</b>	<b>10</b>

#	COMMENT	DATE
	There are no responses.	



## Q29 Administration has been helpful and supportive regarding student discipline during COVID.

Answered: 10 Skipped: 0

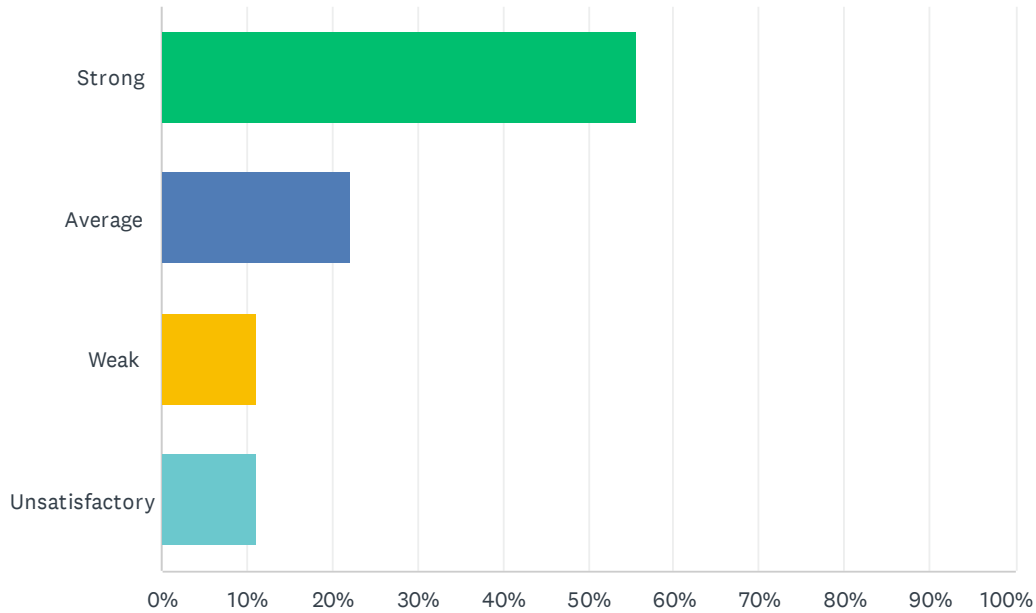


ANSWER CHOICES	RESPONSES
Strong	70.00% 7
Average	20.00% 2
Weak	10.00% 1
Unsatisfactory	0.00% 0
<b>TOTAL</b>	<b>10</b>

#	COMMENT	DATE
	There are no responses.	

## Q30 Teachers have been given or trained to use effective tools to improve online behavior.

Answered: 9 Skipped: 1

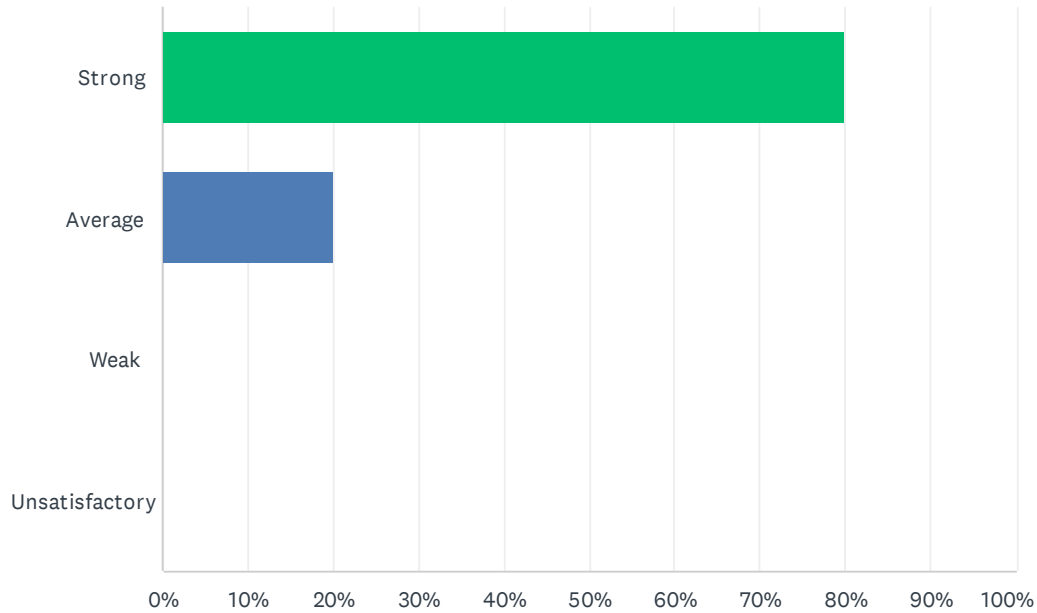


ANSWER CHOICES	RESPONSES
Strong	55.56% 5
Average	22.22% 2
Weak	11.11% 1
Unsatisfactory	11.11% 1
<b>TOTAL</b>	<b>9</b>

#	COMMENT	DATE
	There are no responses.	

### Q31 When ODR's (office disciplinary referral) are written, the teacher's word is valued and trusted.

Answered: 10 Skipped: 0

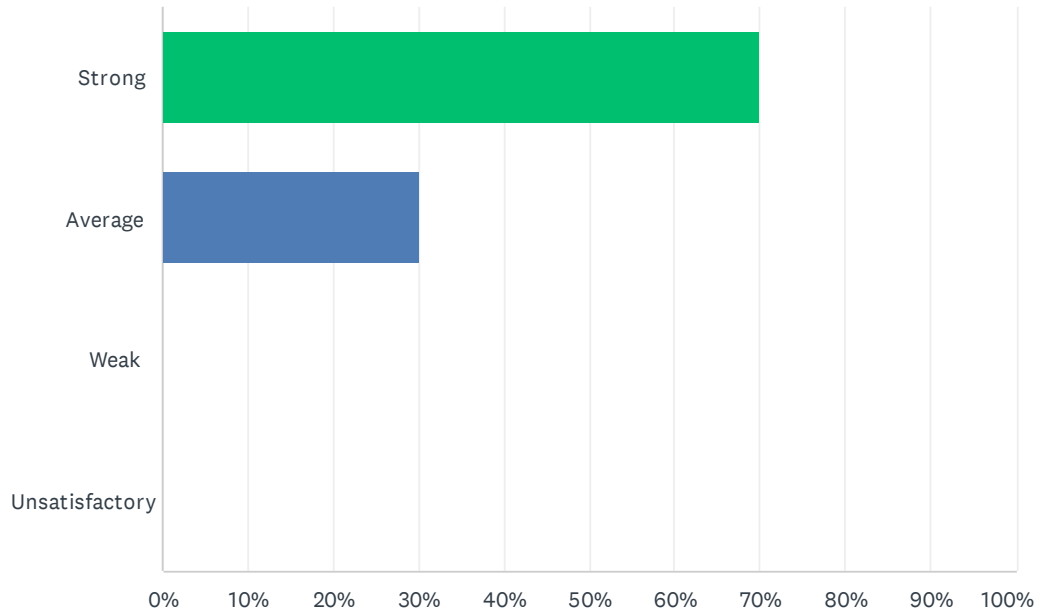


ANSWER CHOICES	RESPONSES	
Strong	80.00%	8
Average	20.00%	2
Weak	0.00%	0
Unsatisfactory	0.00%	0
<b>TOTAL</b>		<b>10</b>

#	COMMENT	DATE
	There are no responses.	

## Q32 My site has a positive atmosphere.

Answered: 10 Skipped: 0

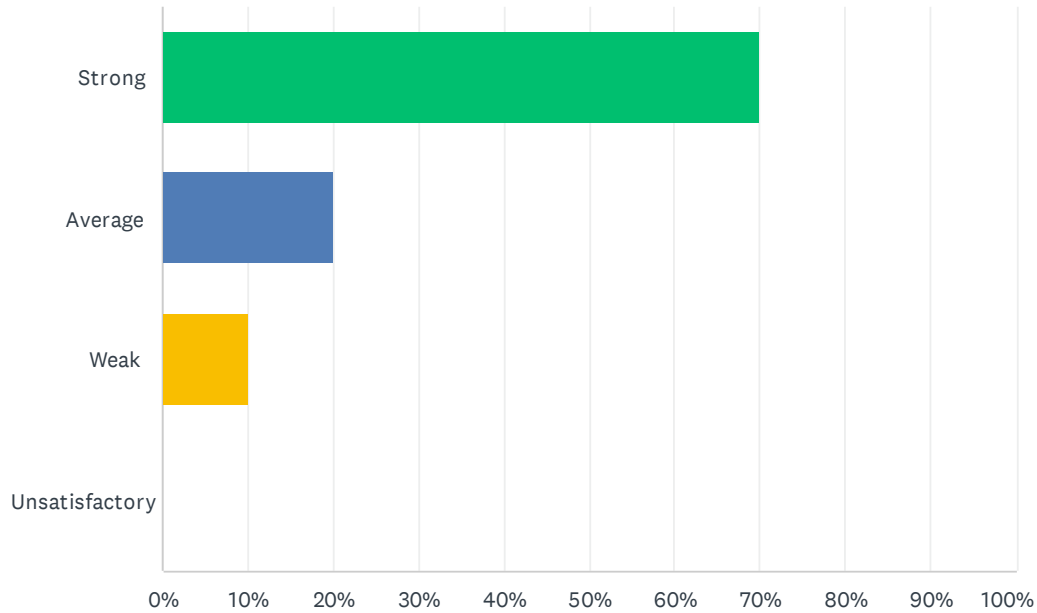


ANSWER CHOICES	RESPONSES
Strong	70.00% 7
Average	30.00% 3
Weak	0.00% 0
Unsatisfactory	0.00% 0
<b>TOTAL</b>	<b>10</b>

#	COMMENT	DATE
	There are no responses.	

### Q33 I would recommend my site to other employees and prospective teachers.

Answered: 10 Skipped: 0



ANSWER CHOICES	RESPONSES
Strong	70.00% 7
Average	20.00% 2
Weak	10.00% 1
Unsatisfactory	0.00% 0
<b>TOTAL</b>	<b>10</b>

#	COMMENT	DATE
	There are no responses.	