

AMERICAN SLATE


PRESSED



FIELD TILE



Cliff



Mountain Peak




Sandbar



Twilight Black



Safari Green



Mosaic (Safari Green shown)



Shown: Mountain Peak 13x13

SPECIFICATIONS

Application	Floor
Visual	Slate
Type	Pressed Porcelain
Slip Resistant	Yes
PEI Rating	4+
Frost Resistant	Yes
Shade Variation	Random/Extreme
Screens/Faces	20x20 (5), 12x24 (8), 13x13 (14)




V4 Made in Mexico

SIZES



20x20 Floor




12x24 Floor



13x13 Floor



3x13 Floor Bullnose



2x2 Mosaic 13x13 Sheet



6x6*

*Square edge, cut-to-size.

Note: Manufacturer does not recommend installing large format rectangular tile using a 50% staggered brick/running bond grout joint pattern. Joint locations can be random and should be positioned to be no less than 30% the length of the adjacent tile. Alternating joints so they are <30%, a straight-lay or herring bone patterns are acceptable and with grout joint sizes of 1/4" to 3/16" but no less than 1/8".