

And The Two Shall Become One



***A Wedding Preparations Guide
For
Eisleben Lutheran Church
432 Lutheran Lane
Scott City, MO 63780
(573) 264-2762
eislebenlutheranchurch@gmail.com
LutheranChurchScottCity.org***

Table Of Contents

Directory	3
To the Bride and Groom	4
Setting the Date and Time	5
Pre-Marital Counseling	5
The Marriage License	6
Wedding Assistant	6
Music	7
Sound Technician	7
Suggested Organ Music	8
Soloists and Other Musicians	8
Suggested Vocal Solos	8
Suggested Hymns for the Congregation	9
Photography and Audio/Video Recordings	10
Wedding Bulletin / Guest Book	11
Bride and Groom's Dressing Rooms	11
Decorations and Accessories	12
Schedule of Wedding Weekend	13
The Rehearsal & Rehearsal Dinner	13
Scripture Readings (Selection Page)	13
Typical Order of Wedding Procession	14-15
The Ceremony (Selection Pages)	15-23
The Reception	23
Miscellaneous	23-24
Wedding Fees	24-25
Couples Calendar	26-28
Final Note to the Bride and Groom	29



NOTES

Directory

Pastor

Rev. Marty Hasz

Phone: 573-264-2762 (o) 573-979-2791 (c)

E-mail: PastorMarty@LutheranChurchScottCity

Organists

Heraleen Bowers

Phone: 573-264-3491 (h) 573-450-7865 (c)

E-mail: heraleen_bowers@yahoo.com

Christy Bohn

Phone: 573-264-3980 (h) 573-837-0827 (c)

E-mail: rcrkbohn@att.net

Susan Bieniek

Phone: 573-587-2477 ©

Email: serenity_at_home@yahoo.com

Custodian

Jimmy Smith 573-837-8946

Church Secretary & Wedding Assistant

Debbie McNeely

Phone: 573-264-2762 (o) 573-979-0202 (c)

E-mail: eislebenlutheranchurch@gmail.com

If any of us can be of any assistance to you, please do not hesitate to call.

To The Bride And Groom

CONGRATULATIONS! Your wedding day is one of the most important days in your lives. We are pleased that you have chosen to share this happy occasion with us. We hope that in the end you might remember all of the events of your wedding with joy, and we wish to do everything possible to make it a most pleasing and memorable experience.

A wedding is, first of all, a Christian worship service, a worship of God, who calls a man and a woman together in marriage, and a freely given commitment of two people to put Christ at the center of their lives together – the entire service centers around this. Recognizing this, as you plan your ceremony, will give you a clearer vision of what your wedding service should be.

We, therefore, feel sure that you will look upon your wedding as a service of worship, whether conducted in the Church or elsewhere, and that you will want to avoid the many wedding customs, which have resulted from the infiltration of secular thinking into the wedding ceremony. You will be pleased to know that the Lutheran Church has successfully emphasized the Christ-centered character of the ceremony. When discussing details with the pastor, you will note that there are certain areas in which the Church speaks with clarity and finality, so that the proper emphasis might be maintained.

Do not hesitate to discuss any of these matters with the pastor or the church organist. They will welcome any questions you may have on these matters. They consider such conferences an important part of their duties, and you may be sure they will do whatever they can to help you plan for a reverent and Christ-centered wedding service. The church has the responsibility to see that the wedding service is in harmony with the principles of Christian worship and that it is directed first of all to God and that it is centered in Christ.

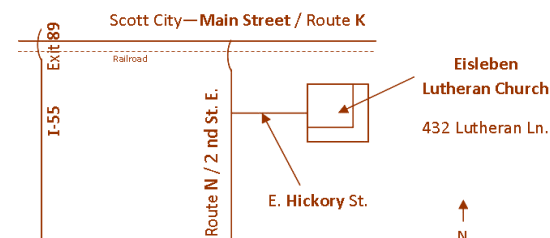
We sincerely wish you God's Blessings as you prepare for this important step in your life.

Final Note To The Bride And Groom

This guide was published to aid you as you plan your wedding here at Eisleben Lutheran Church. Again, we are very pleased that you have chosen God's house as the setting for your ceremony. If you have any questions that are not answered here, please do not hesitate to call the Church Office or someone from the Directory. It is our genuine concern to help make your wedding not only memorable, but also especially meaningful as a Christian celebration.


Map to the Church

We have included a copy of the map to Eisleben Lutheran Church for anyone in your family who may be unfamiliar with the location of our facilities. Feel free to use this or something like it in your invitations.



One Month Before (continued):

- ☐ Assign responsibilities for:
 - ☐ -Guest transportation
 - ☐ -Pickup of supplies
 - ☐ -Rental returns
- ☐ Write thank-you notes for shower gifts



Two Weeks Before:

- ☐ Final apparel fittings
- ☐ Confirm rental attire/fittings
- ☐ Bridesmaids' luncheon, present gifts
- ☐ Bachelor party, present gifts
- ☐ Final confirmation of all professionals and services
- ☐ **Make appointment with the Pastor to review the final wedding plans**

One Week Before:

- ☐ Pick up marriage license
- ☐ **Take marriage license and fees to Church Office**
- ☐ Begin packing for honeymoon
- ☐ Arrange for apparel to be pressed and delivered
- ☐ Make reception place cards
- ☐ Have candles and guest book at the church (if using)
- ☐ Determine what to do with floral arrangements a after wedding
- ☐ Drop off checks for appropriate parties (Pastor, Musicians, Custodian, etc.)

After the Wedding:

- ☐ Send thank-you's to parents or wedding hosts
- ☐ Send wedding announcements to newspapers
- ☐ Mail thank-you notes
- ☐ Change of address cards
- ☐ Mail announcements
- ☐ Legal documents (insurance, beneficiaries, name changes, etc.)

Setting The Date And Time

After you have chosen a wedding date, please contact the Church Office and make sure that date is still available on the Church and the Pastor's calendars.

Pre-Marital Counseling

Before the pastor will perform a wedding, he will want to meet with you as a couple several times to discuss the various issues involved in the life-long relationship into which you are entering. The first counseling session will be an introductory meeting for the pastor and you to get to know each other a little better and discuss some of the concerns and special needs for the wedding. This counseling with the pastor is a required part of the marriage preparations.

During this first session, you may be asked to complete an inventory through an online service called Zoescore. (This is paid online by the couple. Please consult with the pastor if you need computer and internet access or assistance to make an online payment.)

This is designed to provide information on strength and growth areas that exist presently in the relationship. The fee for this Inventory is \$40 which is paid by the couple on-line. After the results of the Inventory are received, the pastor will utilize them as a basis for the following counseling sessions and to review the results. Each session typically runs 1 – 1 ½ hours. Depending on the course topics and number of sessions decided between the couple and the pastor. The final session will be spent in the Sanctuary/facility/location of the wedding reviewing the details of the wedding ceremony itself.

The Marriage License

The cost of the marriage license is \$51.00 and must be paid in cash. It is good for 30 days beginning with the day it is applied for. It can be issued to you the same day as your application and can be obtained at the following location:

County Courthouse
Recorders Office
131 S. Winchester Street (US 61)
Benton, MO 63736
573-545-3551

In order for everything to be filled out before the wedding, the license should be brought to the Church Office one week before the date of your wedding.

Wedding Assistant

The church Wedding Assistant will be assisting the pastor and wedding couple the evening of the rehearsal and the day of the ceremony. Remember, if you choose to use a wedding assistant of your own choosing, please consult with the pastor. The pastor performing the ceremony is in charge during the rehearsal. Please make sure other coordinators are aware that it is unacceptable for them to overstep the pastor at any time.

- ☐ Reserve transportation/rental vehicles
- ☐ Speak with your insurance agent about your plans
- ☐ Make your hair dresser appointment
- ☐ Order bridal gown
- ☐ Order attendant apparel
- ☐ Order men's attire
- ☐ Coordinate mothers' attire
- ☐ Plan service with Pastor
- ☐ Order invitations
- ☐ Order announcements
- ☐ Make honeymoon plans

Two Months Before:

Done

- ☐ Complete guest list
- ☐ Initial confirmation of all professionals and services
- ☐ Purchase attendant gifts
- ☐ Plan for fittings for attire
- ☐ Gift registry
- ☐ Out-of-town lodging arrangements
- ☐ Address invitations
- ☐ Reserve wedding night hotel
- ☐ Rehearsal dinner reservations
- ☐ Plan rehearsal and reception seating arrangements

One Month Before:

Done

- ☐ Mail invitations
- ☐ Apply for marriage license
- ☐ Select groom's ring/wedding bands
- ☐ Have wedding bands engraved
- ☐ Arrange bridesmaids' luncheon
- ☐ Review attendant duties with the wedding party
- ☐ Visit ceremony site, check facilities
- ☐ Confirm rehearsal dinner
- ☐ Finalize honeymoon plans
- ☐ Finalize preparations for new home


Couples Calendar

Here is a suggested list of planning activities listed in calendar form. Pick and choose the things you will need to do in keeping with your personal wedding plans. **Those items that are required before the wedding is considered to be “a-go” and that affect the church and the staff are placed in bold.**

Twelve to Six Months Before:

Done

- ☐ Announce engagement
- ☐ Decide style of wedding
- ☐ Decide date
- ☐ **Reserve officiate/pastor**
- ☐ **Premarital counseling with the Pastor**
- ☐ **Reserve site of wedding**
- ☐ **Reserve reception site**
- ☐ **Reserve organist**
- ☐ **Fees paid for the above**
- ☐ Reserve photographer
- ☐ Reserve soloist
- ☐ Reserve sound technician
- ☐ Invite wedding party
- ☐ Plan guest list
- ☐ Decide budget
- ☐ Begin house-hunting
- ☐ Obtain visas/passports for foreign honeymoon travel



Six to Four Months Before:

Done

- ☐ Reserve wedding coordinator
- ☐ Reserve caterer
- ☐ Reserve baker
- ☐ Reserve videographer
- ☐ Reserve florist

Music

Since the marriage ceremony is a service of worship, the music used throughout the wedding should be religious and should contribute to the reverent spirit of worship, which should prevail. Music is to be chosen with care and discrimination.

It is expected that the Church Organist will play for all weddings. If you would like another organist, you must request permission from the Church Organist soon after scheduling of your wedding. Our Organist's base fee is \$50; additional fees may be added depending on musical selections and additional requested service.

Church organs differ greatly. They are very technical instruments that require knowledge, skill, time, and familiarity to play, and for that reason, our Church Organist will want to meet and discuss the organ and music selection with your selected organist.

Sound Technician

The music can play a very important role in the worship service, reflecting on your relationship with God and one another. If recorded music is used during the service, it is necessary to have a Sound Technician to assure the best quality of sound. The Technician also must be approved by Eisleben Lutheran Church. A list of Sound Technicians is available by calling the Church Office. Please remember that the Sound Technician should be scheduled soon after the church is booked. There will be a fee of \$40.00 for the Sound Technician to be available at the rehearsal and the wedding.

Suggested Organ Music:

Canon in D by J. Pachelbel

Bridal Chorus by R. Wagner

Wedding March by F. Mendelssohn

Soloists and Other Musicians

Care should be taken in selecting a soloist, pianist, or other musical accompanist. Only trained and experienced musicians should be invited to participate in weddings, so that your ceremony is as trouble free and enjoyable as possible. If you wish to invite other musicians we would be happy to suggest names. If other organists are invited to play beside the ones on the directory page, we suggest that they contact our organists to become familiar with the instrument.

You may discuss your song choices and placement in the ceremony with your soloist; however, you also should consult with the organist and the Pastor. The Pastor has final say on the suitability of your music choices. Following is a list of frequently used hymns for the congregation to sing as well as a list of popular solos. This is by no means an exhaustive list, but it is designed to help guide you through the selection process. Remember that you are getting married in the house of God.

Suggested Vocal Solos:

A list of suggested vocal solos is available upon request

Fellowship Hall and Kitchen:

There is no charge for members to use the Parish Hall and Kitchen. There is a \$75 charge for non-members to use the Parish Hall and Kitchen.

(Please make check payable to Eisleben Lutheran Church.)

Custodian Fees:

A \$75.00 Custodial Fee will be charged (for non-members) for each of the following events:

Wedding in the Sanctuary

Rehearsal Dinner in Parish Hall

Reception in Parish Hall

(Please make check payable to the Custodian.)

Organist:

A flat rate of 50.00 will be charged. (Please make check payable to the Organist.)

Audio/Video Technician:

A fee may be charged if this service is needed.

Wedding Assistant:

There is a fee of \$75.00. (Please make check payable to the Wedding Assistant.)

Marriage License:

A fee of \$51.00 in cash is charged at the Recorder's Office at the County Courthouse.

tobacco outside on the property is strongly discouraged and anyone using tobacco should refrain from standing near entrances where others will be effected. The use of **illegal drugs** is forbidden on any of the church property.

The bride and groom may obtain access to the worship center and Parish Hall (if reception is held here) for decorating on the day before the wedding, however, you will need to call the Church Office at 264-2762 in advance to make sure of the times that these areas will be available. Please do not wait till the week of needing access.

Wedding Fees

**ALL PAYMENTS ARE DUE IN ADVANCE
OF THE WEDDING DATE TO SECURE DATE AND USE OF FACILITIES..**

Pre-Marital Questionnaire:

The Pre-Marriage Counseling Inventory costs \$40.00 per couple. This counseling with the pastor is a required part of the marriage preparations. (This is paid online by the couple. Please consult with the pastor if you need computer and internet access or assistance to make an online payment.)

Pastor:

For members of Eisleben Lutheran Church, a fee is not necessary; however, a monetary gift of \$125.00 is appropriate.
A fee of \$150.00 is charged for non-members of Eisleben Lutheran Church. (Please make check payable to the Pastor.)

Sanctuary:

There is no charge for members to use the sanctuary.
Non-members will be charged a fee of \$100.00.
(Please make check payable to Eisleben Lutheran Church.)

Suggested Hymns for the Congregation:

"Alleluia, Let Praises Ring!"
"All Glory Be to God on High"
"All Hail the Power of Jesus"
"All People That on Earth Do Dwell"
"All Praise to God Who Reigns Above"
"Amazing Grace"
"Before You, Love We Bow"
"Blest Be the Tie That Binds"
"Children of the Heavenly Father"
"Come, Holy Ghost, God and Lord"
"Come, O Almighty King"
"Hear Us Now, Our God and Father"
"Heavenly Father, Hear Our Prayer"
"Holy God, We Praise Your Name"
"How Great Thou Art"
"Jesus, Still Lead On"
"Joyful, Joyful, We Adore You"
"Let Us Ever Walk With Jesus"
"Lord Jesus Christ, Be Present Now"
"Lord When You Came as Welcome Guest"
"Love Divine, All Loves Excelling"
"Now Thank We All Our God"
"O Father, All Creating"
"O God, Our Help in Ages Past"
"O Jesus, Joy of Loving Hearts"
"O Perfect Love"
"Oh Blest the House"
"Oh, That I Had A Thousand Voices"
"Praise and Thanksgiving"
"Praise God From Whom All Blessings Flow"
"Praise to the Lord, the Almighty"
"Praise the Almighty, My Soul Adore Him"
"Songs of Thankfulness and Praise"
"The King of Love My Shepherd Is"
"We Praise You, O God"
"Yours Forever, God of Love"



Photography and Audio/Video Recordings

Photographs capture the joy and love that is shared on this day for many years to come. The photographer's service should be reserved soon after the date is set.

The taking of pictures during the service is strictly forbidden, with the exception of those taken by a professional photographer and taken without flashes.

Please notify your family and friends that pictures are not to be taken during the service. Under certain conditions, arrangements may be made for pictures to be taken prior to the service.

Video recording your ceremony is wonderful way to preserve this special day. A video recording of your wedding ceremony will be made by our usual manner. We record the service by a stationary tripod in the balcony (which is closed off unless needed for overflow). If you desire someone to man this camera to zoom in, pan out during the ceremony, you will need to provide that person. Having another videographer or placement of other video equipment should be discussed with the pastor prior to the rehearsal of the ceremony. Please keep in mind that while the video cameras being in front of you would be an optimal position, it must be kept in an inconspicuous place so as not to take away from the religious significance of the surroundings.

We would be happy to present you with our standard video recording of your wedding as a gift. Additional copies can be made for a fee of \$1.00 each.

BENEDICTION

Then the Pastor shall turn, lay his hands on the Bride and Groom and pronounce the Benediction:

The Lord bless you and keep you.
The Lord make His face shine upon you and be gracious unto you.
The Lord lift up His countenance upon you and give you peace.

THE INTRODUCTION OF THE COUPLE & KISS

THE RECESSIONAL

(Couple decide ahead of time how they will greet the congregation)

The Reception

If you desire, you may use the Parish Hall for a reception following the ceremony. You will need to reserved the Parish Hall when you schedule the date of the wedding, or shortly thereafter.

Miscellaneous

If rental tuxedos are being worn, we suggest the men try on their suits before arriving to the church, as this will allow for any necessary adjustments.

For reasons of safety, we prefer that bubbles, bells or flower petals be used. No rice please. The bubbles are allowed outside only, not in the church or lobby.

The use of **alcohol** on any Eisleben property is discouraged and should be discussed with the pastor prior to any use or plans of use, with the exception of wine used in the sacrament of Holy Communion. The use of any **tobacco** is forbidden inside any of the buildings, and the use of

OR

- (4) O eternal God, Creator and Preserver of all mankind, Giver of all spiritual favors, the Author of everlasting life; send Your blessings upon these servants, this man and this woman whom we bless in Your name, that, living faithfully together they may surely perform and keep the vow and agreement made between them and may ever remain in perfect love and peace together, and so live in this life according to Your laws that in the world to come they may have life everlasting; through Jesus Christ, our Lord.

OR

- (5) Look down from heaven upon this couple, Father, and bless them on their wedding day. Give your angels charge over them to keep them in all their ways – that this marriage may be a thing of lasting beauty and joy – and pleasing always in Your sight. Be with them throughout their marriage, Lord; keep them tenderhearted and content, kind and loving and loyal. Gentle them in quarrels. Help them through their troubles. Bind them close in love to You! Dear Lord, be their guiding star, this day and evermore. In Jesus' name. Amen.

THE LORD'S PRAYER (The Lord's Prayer may be sung by Soloist or spoken by Pastor and worshippers.)

- (1) Our Father who art in heaven. Hallowed be Thy name. Thy kingdom come. Thy will be done on earth as it is in heaven. Give us this day our daily bread. And forgive us our trespasses as we forgive those who trespass against us. And lead us not into temptation. But deliver us from evil. For Thine is the kingdom and the power and the glory forever and ever. Amen.

OR

- (2) Our Father in heaven. May your name be kept holy. May your kingdom come. May your will be done on earth as it is in heaven. Give us this day, the food we need. Forgive us the wrongs that we have done, As we forgive the wrongs that others have done to us. Do not bring us to hard testing but keep us safe from the Evil One. For it is your kingdom, and power and glory which last forever. Amen.

Wedding Bulletin

You may want to consider using a printed service folder containing an outline of the wedding service, along with a listing of the people involved in the ceremony. This folder not only serves as a memento for you, but for your guests as well.

If you like, our church office staff would be happy to help you choose and order folder covers. Your payment for the cost of these folders varies depending on the style and the number ordered. These should be ordered at least four weeks before the wedding. We will also be happy to duplicate the folders for you. If this is the case, please provide the church secretaries with the necessary information 3-4 weeks before the service.

Guest Book


You need to provide your own guest book. Please have at the church 2 weeks before the wedding. At your request, a table will be set up in the Narthex on which to place the guest book. Pictures of you as children or together (in good taste) are allowed at this table as well. It is suggested to have an attendant at the guest book table.

Bride and Groom's Dressing Rooms

Eisleben does not have a room specifically designed for the Bride and her attendants to use in getting ready for the wedding. However, there are some easy and beautiful ways to provide a similar room in our Parish Hall with a mirror and nearby restroom. The Groom and his party may dress in the Sanctuary basement or in the Parish Hall basement.

This and That

The paraments and banners covering the altar cannot be removed for weddings. The colors that will be used on the day of your ceremony can be obtained by calling the Church Office. The church does have a kneeling cushion that can be provided for your use if you wish. Please discuss with the Pastor issues with the use of center aisle runners. Remember that everything in the church must remain the same as it is any other day, including the piano and musical equipment.



Decorations and Accessories

Flowers

Flowers, although certainly not necessary, have become a customary decoration for the sanctuary and the wedding party. If you use flowers, the florist of your choice should be contacted and floral needs scheduled well before your wedding day.

Flowers and greenery can be rented from Rental Land, Hobby Lobby, or Trees and Trends. **NO** rice or birdseed may be used.

Bows

There are bows available for your use for decorating the pews.

Candles

The use of candles can add a very special glow to your decorations. Candelabras may be used in the worship center. Please discuss the placement of these with the pastor on your last counseling session. In addition, candlesticks may be placed down the center aisle on the pews. All these items may be rented from Rental Land, Hobby Lobby, or Trees and Trends. Please bring your candles to the church 2 weeks prior to the wedding date.

A Unity Candle may be used. You may wish to purchase your own to be used as a reminder of the two becoming one in Christ, or you may rent one.

The candles may be lit using the church's candle lighters. Instructions on the use of these candle lighters will be discussed at the rehearsal.

THE PRAYERS

Then the persons getting married shall kneel for prayer, and the Pastor shall say:

- (1) Almighty God, who did create man and woman, and did join them together in marriage, thereby showing the mystery of the union between Your Son Jesus Christ and His Bride, the Church: we ask Your infinite goodness, let now Your blessed work and guidance be set aside or brought to nothing, but graciously protect and keep it. Especially let your blessing rest upon these servants, so rule them by Your Holy Spirit that they may live together to Your Glory and to their own welfare in this life and that which is coming. Keep them in Your favor and lead them to everlasting life; through Jesus Christ, our Lord. Amen.

OR

- (2) Lord, our God, our Helper and our Comforter in time and in eternity, graciously look upon these servants, who according to Your guidance have entered this agreement of wedded love and promises. Bless them, and guide them by the Holy Spirit that in all things Your good and gracious will may be done in them. May they let the Word of Christ dwell in them richly, and make their home and their hearts Your dwelling place. Grant that their souls be united in Christ Jesus so they share a common love, and may their mutual true affection never know doubt or change. Bless them in each other's weaknesses. Prosper the work of their lives with Your loving kindness and kind favors. Let even their crosses and troubles result in the peaceable results in being right with You as an abiding blessing, and teach them, in everything by prayer and asking with thanksgiving, to make their requests known to You. And when in loyal faith they have finished their pilgrimage on earth, give them a place with You in heavenly joy; for the sake of Jesus Christ, Your Son, our Lord.

OR

- (3) Almighty, eternal God, our heavenly Father, who united this man and this woman in the sacred agreement of matrimony, grant them the divine power to live their lives according to Your Word; strengthen them in constant faithfulness and true love toward each other; sustain and defend them amid all trials and temptations; and help them to pass through this world in faith towards You in fellowship with Your Holy Church, and in loving service one to the other, that they may ever enjoy Your heavenly blessing; Through Jesus Christ, Your Son, our Lord, who lives and reigns with You and the Holy Ghost, ever one God, world without end.

- (2) Forasmuch as _____ and _____ have consented together in holy wedlock and have witnessed the same before God and this assembly, and have given and pledged themselves to each other, and have stated the same by giving and receiving a ring, and by joining hands; I pronounce them husband and wife in the name of the Father and of the Son and of the Holy Spirit. Amen.

Man must not separate, then, what God has joined together.

BLESSINGS ON THE UNION

- (1) May the Almighty and Eternal God look down from His glorious throne in heaven upon you with His favor and sanctify and bless you, that you may please Him both in body and soul, and live together in holy love until life's end.

OR

- (2) The eternal God, the Father of our Lord Jesus Christ, bestow upon you His Holy Spirit and be with you and richly bless you forevermore. Amen.

OR

- (3) The God of Abraham, the God of Isaac, the God of Jacob, be with you and richly bless you forevermore. Amen.

LIGHTING OF THE MARRIAGE CANDLE (Optional)

Christian marriage is a covenant between a man and a woman as designed and ordained by God. Today in this service, God has joined you in His sight and before these witnesses. A Christian marriage is a sacred pronouncement of God, where he creates something that was not there before. Two become one. As you grow together in your oneness and love through Christ, let His love bless others through you. Jesus Christ is the light of the world, may this marriage reflect the joy of His love.



SOLO (Optional) The solo may be sung during lighting of candle (or quiet music may be played.)

Schedule of Wedding Weekend

The Rehearsal

The pre-rehearsal meeting with the Pastor should be scheduled one week before the rehearsal. The rehearsal for the ceremony typically takes place the evening before the wedding. It gives everyone the opportunity to become acquainted with one another and with their part in the service. This is the time for anyone with questions to ask them. Members of the wedding party, ushers, candle lighters, parents of the bride and groom, soloists, musicians, and anyone having a part in the service should attend the rehearsal.

Rehearsals last around forty-five minutes to one hour. The officiating Pastor will conduct the rehearsal. The Pastor will share some preliminary remarks. Then members of the bridal party will find their places in the chancel, walk through the processional, do a run through of the ceremony, and then walk through the recessional. The Pastor will have suggestions for you and the wedding party to help make the wedding day run more smoothly. This is a good time to pay attention to the timing of the music and plan the processional accordingly.

Again, any questions that anyone may have about his/her duty to the bride and groom during the service, or of the order of the service, need to be asked now. This will ensure that the wedding ceremony will be less confusing and chaotic.

The Rehearsal Dinner

The Parish Hall may be used for the setting of the Rehearsal Dinner. If you wish to take advantage of these facilities, please reserve the facility as soon as possible after the date of the wedding is reserved. If decorations are used for the rehearsal dinner, they must be taken down immediately following the dinner. Contact the Church Office for additional information.

The Ceremony

You should become acquainted with the wedding ceremony that is followed here at Eisleben Lutheran Church. Please take the time to go through together and pick out the vows and prayers that are most appealing to you as a couple. The Order of Marriage Service is outlined below:

The Scripture Readings

Following are some frequently used scriptures:

From the Old Testament

Genesis 1:25-31
Genesis 2:18-24
Song of Solomon 2:10-13
Song of Solomon 8:7
Isaiah 63:7-9
Jeremiah 32:39-41
Ruth 1:16b-17
Ecclesiastes 3:1-8

From Psalms

Psalms 23
Psalms 33
Psalms 100
Psalms 117
Psalms 127
Psalms 128
Psalms 136

From the Gospels

Matthew 19:4-6
John 2:1-10
John 15:9-12

From the Epistles

Romans 12:1-21
1 Corinthians 13:1-8
Ephesians 5:21-33
Colossians 3:12-27
Philippians 4:4-7
1 John 4:4-7

Typical Wedding Procession Order

Acolyte light the candles prior to the service beginning

Seating of Parents/Grandparents order (Music playing)

(Ushers take the following guests to their seats)

Special Guests

Grandparents of the Groom

Grandparents of Bride

Mother of Groom (Father following)

Mother of Bride

Bells (optional)

Processional Cross (process with bells if they are being used)

Pastor & Groom

- (1) Receive this ring/ as a pledge and guarantee/ of my wedded love and faithfulness.

Receive this ring/ as a pledge and guarantee/ of my wedded love and faithfulness.

OR

- (2) With this ring I wed you, _____, in the name of the Father and of the Son and of the Holy Spirit.

With this ring I wed you, _____, in the name of the Father and of the Son and of the Holy Spirit.

OR

Or the Pastor may say:

- (3) Exchange rings as a pledge and guarantee of wedding love and faithfulness.

THE BLESSING OF THE RINGS (Optional)

The Pastor shall say:

May the giving and receiving of this ring (these rings) ever be a symbol of the faithfulness and unselfish sharing of goods that you as husband and wife, in well-being or affliction, will cultivate without ceasing, and be a reminder of the excellent Christian virtues with which you will adorn your marriage. To this end, may God bless you through the heavenly Bridegroom, Jesus Christ, our Lord.

PRONOUNCEMENT OF THE MARRIAGE UNION

Then the Pastor shall lay his right hand upon their hands and say:

- (1) Forasmuch as _____ and _____ have agreed together in holy wedlock and have declared the same before God and these witnesses, I pronounce them husband and wife in the name of the Father and of the Son and of the Holy Spirit. Amen.

Man must not separate, then, what God has joined together.

OR

OR

- (4) I take you, _____, to be my wife./ I promise before God and these witnesses/ to be your faithful husband,/ to share with you in plenty and in want,/ in joy and in sorrow,/ in sickness and in health,/ to forgive and strengthen you/ and to join with you/ so that together we may serve God and others/ as long as we both shall live.

I take you, _____, to be my husband./ I promise before God and these witnesses/ to be your faithful wife,/ to share with you in plenty and in want,/ in joy and in sorrow,/ in sickness and in health,/ to forgive and strengthen you/ and to join with you/ so that together we may serve God and others/ as long as we both shall live.

OR

- (5) I take you, _____ to be my wife/ from this day forward/ to join with you/ and share all that is to come/ until death parts us.

I take you, _____ to be my husband/ from this day forward/ to join with you/ and share all that is to come/ until death parts us.

OR

- (6) I take you, _____, to be my wife,/ and these things I promise you:/ I will be faithful to you and honest with you;/ I will respect, trust, help, and care for you;/ I will share my life with you;/ I will forgive you as we have been forgiven;/ and I will try with you to better understand ourselves, the world, and God;/ through the best and the worst of what is to come/ as long as we live.

I take you, _____, to be my husband,/ and these things I promise you:/ I will be faithful to you and honest with you;/ I will respect, trust, help, and care for you;/ I will share my life with you;/ I will forgive you as we have been forgiven;/ and I will try with you to better understand ourselves, the world, and God;/ through the best and the worst of what is to come/ as long as we live.

THE EXCHANGE OR GIVING OF RING(S)

Then the man shall say, or if two rings are used, the man and woman in turn shall say, after the Pastor:



Processional (Music Playing)

(Men go to right and women to left. As entering man should be on lady's right. Men with arm bent and lady's hand through the arm.)

Bridesmaids & Groomsmen

Maid of Honor & Best Man

Flower girls

Jr. Bride & Ring bearer

Presentation of Bride

Enter Bride with Father, or one giving bride away.

Your Ceremony Selections

SOLO as mothers are seated (Optional)

THE PROCESSIONAL (and/or Hymn by the Congregation)

THE GIVING AWAY OF THE BRIDE (Optional)

At this time the Pastor shall say:

Who gives this woman to be married to this man?

The father or another relative shall say:

I do. (or) Her mother and I do. (or) Her family and I do.

THE SERMONETTE (Bridal couple may suggest a Bible Text)

Then the Pastor may say:

Dear loved ones, you are here to become one through this sacred ceremony, which is done through your mutual agreement sincerely and freely given; it is necessary for you, then, to state in the presence of God and these witnesses, the sincere intent you both have.

THE PROMISES

(Several are listed below. Please look over the choices and decide on one that you like the best.)

- (1) _____, will you have _____, here present, to be your wedded wife? Will you love, honor and show her affection, and together keep this bond of wedlock holy and unbroken until death separates you? If so, state this before God and these witnesses by saying, I will. (I will.)

_____, will you have _____, here present, to be your wedded husband? Will you love, honor and show him affection, and together keep this bond of wedlock holy and unbroken until death separates you? If so, state this before God and these witnesses by saying, I will. (I will.)

OR

- (2) _____, will you have this woman to be your wedded wife, to live with her after God's rules in the blessed state of matrimony? Will you love her, comfort her, honor her, and keep her in sickness and in health, and, forsaking all others, keep yourself only for her, so long as you both shall live? (I will.)


_____, will you have this man to be your wedded husband, to live with him after God's rules in the blessed state of matrimony? Will you love him, comfort him, honor him, and keep him in sickness and in health, and, forsaking all others, keep yourself only for him, so long as you both shall live? (I will.)

THE VOWS OF THE COMMUNITY TO THE BRIDE AND GROOM (Optional)

Do you promise to be for _____ and _____ a community of Christian support, rejoicing with them in their joys so their happiness may be doubled and sharing with them in their sorrows so their grief may be divided? Do you promise to remember their marriage in your prayers? If so, then answer yes. (Yes.)

THE VOWS OF THE PARENTS/FAMILY (Optional)

Do you promise to continue to guide _____ and _____ in their life together with the example of your own lives? Do you promise to remember this marriage in your prayers? Does this marriage have your blessing? If so, then answer yes. (Yes.)



THE WEDDING VOWS

The man with his right hand shall take the woman by her right hand and repeat as they face each other:

- (1) I, _____, take you _____, to be my wedded wife./ To have and to hold/ from this day forward./ For better or for worse,/ for richer for poorer,/ in sickness and in health,/ to love and to cherish/ till death us do part./ According to God's holy ordinance;/ and thereto I pledge you my faithfulness.

I, _____, take you _____, to be my wedded husband. To have and to hold / from this day forward./ For better or for worse,/ for richer for poorer,/ in sickness and in health,/ to love and to cherish / till death us do part./ According to God's holy ordinance;/ and thereto I pledge you my faithfulness.

OR

- (2) I, _____, in the presence of God and this assembly,/ take you _____, to be my wedded wife,/ and pledge myself to you,/ not to part from you until death separates us.

I, _____, in the presence of God and this assembly,/ take you _____, to be my wedded husband,/ and pledge myself to you,/ not to part from you until death separates us.

OR

- (3) _____, I take you to be my wife from this time onward/ to join with you and to share all that is to come,/ to give and to receive,/ to speak and to listen,/ to inspire and to respond,/ and in all circumstances of our life together/ to be loyal to you with my whole life/ and with all my being.

_____, I take you to be my husband from this time onward/ to join with you and to share all that is to come,/ to give and to receive,/ to speak and to listen,/ to inspire and to respond,/ and in all circumstances of our life together/ to be loyal to you with my whole life/ and with all my being.