



2017

Select Metal COLLECTION

www.selectdraperyhardware.com





Poles - Brass	1	Café Rods and Swing Arms.	19-20
Curving and Batons - Brass.	2	Traverse Rods - Brass.	21-24
Acrylic Poles and Rings.	3	Sintra Traverse Rods.	25-26
Finials - Brass	4-10	Iron Works Poles	27
Brackets - Brass	11-14	Iron Works Finials	28-30
French Returns - Brass	15	Iron Works Brackets	31-33
Rings - Brass.	16	Iron Works French Returns	34
Elbows - Brass.	17	Iron Works Accessories.	35
Rosettes - Brass	18	Iron Works Rings.	36

SALES AIDS



2017SELM
SELECT METAL
FINISH SELECTOR



2016SWB
SELECT
PRODUCT BINDER




2015SELMD
SELECT METAL TABLE TOP
DISPLAYS



2017SELMD



2014SELMDB



2017SELMDB



2017SELMIWDB

SELECT METAL
WALL DISPLAYS



SELECT THE BEST



The Select Metal Collection

The Select Metal Collection of drapery hardware offers the option of two distinctive collections of metal poles and accessories.

Select Metal is a premium collection of metal poles, accessories, and traverse rods all constructed using brass. This collection offers a choice of eight stunning finishes, Bronze, Brushed Brass, Graphite, Gunmetal, Matte Black, Polished Nickel, Satin Brass, and Steel. Poles, finials, and accessories are available in 3/4" and 1 3/16" diameters.

Select Metal includes three traverse rod options. The Brass Half Round Fascia and Flat Fascia traverse rods are offered in eight finishes and assembled with Select Premium Track. Sintra Traverse Rods are a contemporary-styled design with a sleek 1" square profile available in four finishes.

The Iron Works Collection features 3/4" and 1 3/16" diameter poles and accessories in four finishes; Black, Black Copper, Black Pewter, and Sandstone. Iron Works includes nine finial designs and a variety of bracket options.

The Select Metal Collection provides beautiful drapery hardware of exceptional quality with the convenience of in-stock drapery hardware.

PLACING YOUR ORDER

The color photos in this brochure are close representations of the finishes available. Please refer to your Select Product Binder #2016SWB or the Select Metal Color Selector #2017SELM for actual finish samples.

PLEASE NOTE: All items are sold as each. Poles may be cut to a specified measurement for a surcharge. Not recommended for outdoor use. Ripplefold® is a trademark of Kirsch.





3/4" & 1 3/16" Poles - Brass

Poles...




BRONZE
(07)



SATIN BRASS
(22)



BRUSHED BRASS
(27)



MATTE BLACK
(46)



GRAPHITE
(48)



GUNMETAL
(65)



STEEL
(67)



POLISHED NICKEL
(68)

3/4" BRASS POLES

1 3/16" BRASS POLES

3/4" POLES - 6'

120-0006-07	Bronze
120-0006-22	Satin Brass
120-0006-27	Brushed Brass
120-0006-46	Matte Black
120-0006-48	Graphite
120-0006-65	Gunmetal
120-0006-67	Steel
120-0006-68	Polished Nickel

1 3/16" POLES - 6'

130-0006-07	Bronze
130-0006-22	Satin Brass
130-0006-27	Brushed Brass
130-0006-46	Matte Black
130-0006-48	Graphite
130-0006-65	Gunmetal
130-0006-67	Steel
130-0006-68	Polished Nickel



INTERNAL POLE SPLICE

120-4999-67 (3/4")
130-4999-67 (1 3/16")

3/4" POLES - 8'

120-0008-07	Bronze
120-0008-22	Satin Brass
120-0008-27	Brushed Brass
120-0008-46	Matte Black
120-0008-48	Graphite
120-0008-65	Gunmetal
120-0008-67	Steel
120-0008-68	Polished Nickel

1 3/16" POLES - 8'

130-0008-07	Bronze
130-0008-22	Satin Brass
130-0008-27	Brushed Brass
130-0008-46	Matte Black
130-0008-48	Graphite
130-0008-65	Gunmetal
130-0008-67	Steel
130-0008-68	Polished Nickel

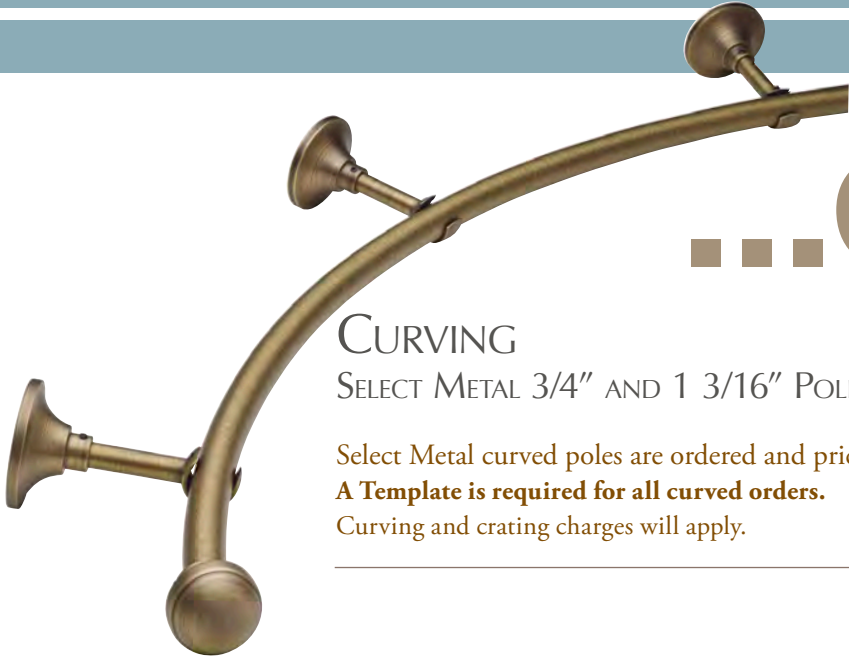
3/4" POLES - 12'

120-0012-07	Bronze
120-0012-22	Satin Brass
120-0012-27	Brushed Brass
120-0012-46	Matte Black
120-0012-48	Graphite
120-0012-65	Gunmetal
120-0012-67	Steel
120-0012-68	Polished Nickel

1 3/16" POLES - 12'

130-0012-07	Bronze
130-0012-22	Satin Brass
130-0012-27	Brushed Brass
130-0012-46	Matte Black
130-0012-48	Graphite
130-0012-65	Gunmetal
130-0012-67	Steel
130-0012-68	Polished Nickel

3/4" & 1 3/16" Curving & Batons - Brass



...Curving


CURVING

SELECT METAL 3/4" AND 1 3/16" POLES MAY BE CONTINUOUS CURVED.

Select Metal curved poles are ordered and priced by the foot. Please see the diagram for pricing purposes.

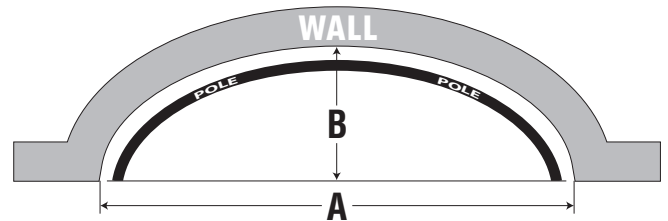
A Template is required for all curved orders.

Curving and crating charges will apply.



SPECIFY THE FOLLOWING:

- Pole diameter and finish
- Wall measurement
- Return and Bracket Style
- Brackets, Finials and Rings are not included and must be ordered and priced separately.



For pricing add A & B.

...Batons

BATONS

500-4700

39" Metal Baton



BRONZE
(07)



SATIN BRASS
(22)



BRUSHED BRASS
(27)



MATTE BLACK
(46)



GRAPHITE
(48)



GUNMETAL
(65)



STEEL
(67)




POLISHED NICKEL
(68)



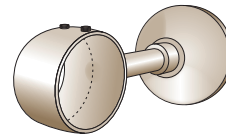
1 3/16" Acrylic Poles & Finials - Brass

Acrylic...



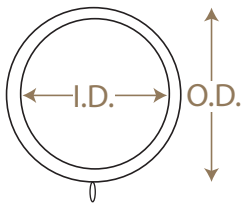
1 3/16" ACRYLIC POLES

- 130-0006-01 6' Acrylic
- 130-0008-01 8' Acrylic



CONNECTOR SUPPORT WALL BRACKET

Connector bracket available to support two acrylic poles for applications longer than 8 ft. See page 11 for more detail.



1 3/16" ACRYLIC RINGS

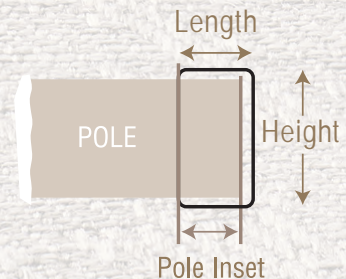
- 130-3700-01
- 1 1/2" I.D., 2 1/4" O.D.

Finials...

FINIAL DIAGRAMS INCLUDE:

Finial Dimensions - Length x Height

Pole Inset – This measurement gives the maximum length the pole can insert into the finial. Please note that pole inset will vary by finial design.



3/4" & 1 3/16" Finials - Brass **Select**



END CAP

3/4" - 5/8" L X 7/8" H
1 3/16" - 3/4" L X 1 3/8" H



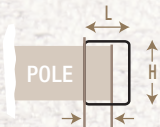
SQUARE END CAP

3/4" - 5/8" L X 1 3/8" H
1 3/16" - 3/4" L X 2" H

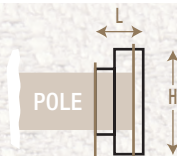


KINGSTON FINIAL

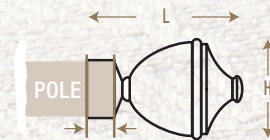
3/4" - 2 1/8" L X 1 3/8" H
1 3/16" - 3 5/8" L X 2 1/4" H



3/4" Pole Inset - 1/2"
1 3/16" Pole Inset - 5/8"




3/4" Pole Inset - 1/2"
1 3/16" Pole Inset - 3/4"



3/4" Pole Inset - 3/8"
1 3/16" Pole Inset - 1/2"

 **BRONZE**
120-1080-07 (3/4")
130-1080-07 (1 3/16")

 **SATIN BRASS**
120-1080-22 (3/4")
130-1080-22 (1 3/16")

 **BRUSHED BRASS**
120-1080-27 (3/4")
130-1080-27 (1 3/16")

 **MATTE BLACK**
120-1080-46 (3/4")
130-1080-46 (1 3/16")

 **GRAPHITE**
120-1080-48 (3/4")
130-1080-48 (1 3/16")


 **GUNMETAL**
120-1080-65 (3/4")
130-1080-65 (1 3/16")

 **STEEL**
120-1080-67 (3/4")
130-1080-67 (1 3/16")

 **POLISHED NICKEL**
120-1080-68 (3/4")
130-1080-68 (1 3/16")


 **BRONZE**
120-1081-07 (3/4")
130-1081-07 (1 3/16")

 **SATIN BRASS**
120-1081-22 (3/4")
130-1081-22 (1 3/16")

 **BRUSHED BRASS**
120-1081-27 (3/4")
130-1081-27 (1 3/16")


 **MATTE BLACK**
120-1081-46 (3/4")
130-1081-46 (1 3/16")

 **GRAPHITE**
120-1081-48 (3/4")
130-1081-48 (1 3/16")


 **GUNMETAL**
120-1081-65 (3/4")
130-1081-65 (1 3/16")

 **STEEL**
120-1081-67 (3/4")
130-1081-67 (1 3/16")

 **POLISHED NICKEL**
120-1081-68 (3/4")
130-1081-68 (1 3/16")

 **BRONZE**
120-1076-07 (3/4")
130-1076-07 (1 3/16")

 **SATIN BRASS**
120-1076-22 (3/4")
130-1076-22 (1 3/16")

 **BRUSHED BRASS**
120-1076-27 (3/4")
130-1076-27 (1 3/16")

 **MATTE BLACK**
120-1076-46 (3/4")
130-1076-46 (1 3/16")

 **GRAPHITE**
120-1076-48 (3/4")
130-1076-48 (1 3/16")

 **GUNMETAL**
120-1076-65 (3/4")
130-1076-65 (1 3/16")

 **STEEL**
120-1076-67 (3/4")
130-1076-67 (1 3/16")

 **POLISHED NICKEL**
120-1076-68 (3/4")
130-1076-68 (1 3/16")



3/4" & 1 3/16" Finials - Brass



GATSBY FINIAL

3/4" - 2" LX 1 3/8" H
1 3/16" - 2 1/2" LX 2" H



URBAN FINIAL

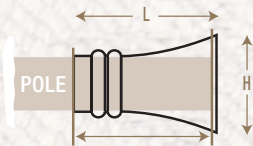
3/4" - 2 1/8" LX 7/8" H
1 3/16" - 3 1/8" LX 1 3/8" H



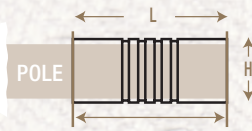
TETRA FINIAL

3/4" - 2" LX 1" H
1 3/16" - 2 3/8" LX 1 3/8" H

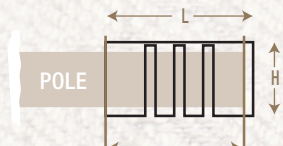
Back is solid



3/4" Pole Inset - 1 3/4"
1 3/16" Pole Inset - 2 3/8"



3/4" Pole Inset - 2 1/8"
1 3/16" Pole Inset - 3 1/8"



3/4" Pole Inset - 1 7/8"
1 3/16" Pole Inset - 2 1/4"



BRONZE

120-1078-07 (3/4")
130-1078-07 (1 3/16")



SATIN BRASS

120-1078-22 (3/4")
130-1078-22 (1 3/16")



BRUSHED BRASS

120-1078-27 (3/4")
130-1078-27 (1 3/16")



MATTE BLACK

120-1078-46 (3/4")
130-1078-46 (1 3/16")



GRAPHITE

120-1078-48 (3/4")
130-1078-48 (1 3/16")



GUNMETAL

120-1078-65 (3/4")
130-1078-65 (1 3/16")



STEEL

120-1078-67 (3/4")
130-1078-67 (1 3/16")



POLISHED NICKEL

120-1078-68 (3/4")
130-1078-68 (1 3/16")



BRONZE

120-1075-07 (3/4")
130-1075-07 (1 3/16")



SATIN BRASS

120-1075-22 (3/4")
130-1075-22 (1 3/16")



BRUSHED BRASS

120-1075-27 (3/4")
130-1075-27 (1 3/16")



MATTE BLACK

120-1075-46 (3/4")
130-1075-46 (1 3/16")



GRAPHITE

120-1075-48 (3/4")
130-1075-48 (1 3/16")



GUNMETAL

120-1075-65 (3/4")
130-1075-65 (1 3/16")



STEEL

120-1075-67 (3/4")
130-1075-67 (1 3/16")



POLISHED NICKEL

120-1075-68 (3/4")
130-1075-68 (1 3/16")



BRONZE

120-1073-07 (3/4")
130-1073-07 (1 3/16")



SATIN BRASS

120-1073-22 (3/4")
130-1073-22 (1 3/16")



BRUSHED BRASS

120-1073-27 (3/4")
130-1073-27 (1 3/16")



MATTE BLACK

120-1073-46 (3/4")
130-1073-46 (1 3/16")



GRAPHITE

120-1073-48 (3/4")
130-1073-48 (1 3/16")



GUNMETAL

120-1073-65 (3/4")
130-1073-65 (1 3/16")



STEEL

120-1073-67 (3/4")
130-1073-67 (1 3/16")



POLISHED NICKEL

120-1073-68 (3/4")
130-1073-68 (1 3/16")

3/4" & 1 3/16" Finials - Brass **Select**



MODERN BALL FINIAL

3/4" - 1 3/8" L X 1 1/2" H
1 3/16" - 1 3/4" L X 2" H



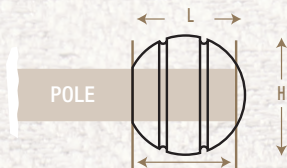
ARIES FINIAL

3/4" - 7/8" L X 1 3/8" H
1 3/16" - 1 1/4" L X 2" H

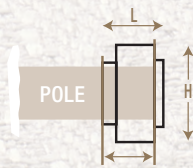


BALL FINIAL

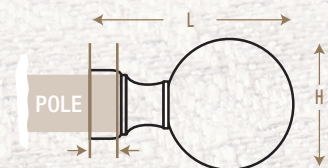
3/4" - 2 3/4" L X 1 3/4" H
1 3/16" - 3 5/8" L X 2 1/4" H



3/4" Pole Inset - 1 1/4"
1 3/16" Pole Inset - 1 1/2"




3/4" Pole Inset - 3/4"
1 3/16" Pole Inset - 1"




3/4" Pole Inset - 3/8"
1 3/16" Pole Inset - 1/2"


 **BRONZE**
120-1085-07 (3/4")
130-1085-07 (1 3/16")


 **SATIN BRASS**
120-1085-22 (3/4")
130-1085-22 (1 3/16")

 **BRUSHED BRASS**
120-1085-27 (3/4")
130-1085-27 (1 3/16")

 **MATTE BLACK**
120-1085-46 (3/4")
130-1085-46 (1 3/16")

 **GRAPHITE**
120-1085-48 (3/4")
130-1085-48 (1 3/16")

 **GUNMETAL**
120-1085-65 (3/4")
130-1085-65 (1 3/16")

 **STEEL**
120-1085-67 (3/4")
130-1085-67 (1 3/16")


 **POLISHED NICKEL**
120-1085-68 (3/4")
130-1085-68 (1 3/16")


 **BRONZE**
120-1077-07 (3/4")
130-1077-07 (1 3/16")

 **SATIN BRASS**
120-1077-22 (3/4")
130-1077-22 (1 3/16")

 **BRUSHED BRASS**
120-1077-27 (3/4")
130-1077-27 (1 3/16")

 **MATTE BLACK**
120-1077-46 (3/4")
130-1077-46 (1 3/16")

 **GRAPHITE**
120-1077-48 (3/4")
130-1077-48 (1 3/16")

 **GUNMETAL**
120-1077-65 (3/4")
130-1077-65 (1 3/16")

 **STEEL**
120-1077-67 (3/4")
130-1077-67 (1 3/16")

 **POLISHED NICKEL**
120-1077-68 (3/4")
130-1077-68 (1 3/16")

 **BRONZE**
120-1071-07 (3/4")
130-1071-07 (1 3/16")

 **SATIN BRASS**
120-1071-22 (3/4")
130-1071-22 (1 3/16")

 **BRUSHED BRASS**
120-1071-27 (3/4")
130-1071-27 (1 3/16")

 **MATTE BLACK**
120-1071-46 (3/4")
130-1071-46 (1 3/16")

 **GRAPHITE**
120-1071-48 (3/4")
130-1071-48 (1 3/16")

 **GUNMETAL**
120-1071-65 (3/4")
130-1071-65 (1 3/16")

 **STEEL**
120-1071-67 (3/4")
130-1071-67 (1 3/16")

 **POLISHED NICKEL**
120-1071-68 (3/4")
130-1071-68 (1 3/16")



3/4" & 1 3/16" Finials - Brass



EMPIRE FINIAL

3/4" - 2 3/4" L X 7/8" H
1 3/16" - 3 3/8" L X 1 3/8" H



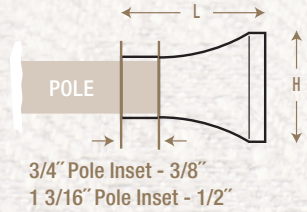
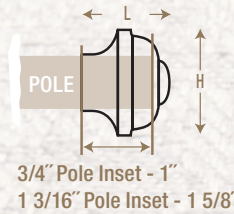
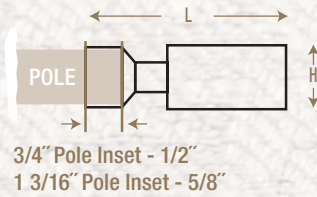
CANDLER FINIAL

3/4" - 1 1/4" L X 1 1/2" H
1 3/16" - 2" L X 2 3/8" H



ACRYLIC FLARE FINIAL

3/4" - 2" L X 1 1/2" H
1 3/16" - 2 3/4" L X 2" H



 BRONZE
120-1074-07 (3/4")
130-1074-07 (1 3/16")

 SATIN BRASS
120-1074-22 (3/4")
130-1074-22 (1 3/16")

 BRUSHED BRASS
120-1074-27 (3/4")
130-1074-27 (1 3/16")

 MATTE BLACK
120-1074-46 (3/4")
130-1074-46 (1 3/16")


 GRAPHITE
120-1074-48 (3/4")
130-1074-48 (1 3/16")

 GUNMETAL
120-1074-65 (3/4")
130-1074-65 (1 3/16")

 STEEL
120-1074-67 (3/4")
130-1074-67 (1 3/16")

 POLISHED NICKEL
120-1074-68 (3/4")
130-1074-68 (1 3/16")

 BRONZE
120-1072-07 (3/4")
130-1072-07 (1 3/16")

 SATIN BRASS
120-1072-22 (3/4")
130-1072-22 (1 3/16")

 BRUSHED BRASS
120-1072-27 (3/4")
130-1072-27 (1 3/16")


 MATTE BLACK
120-1072-46 (3/4")
130-1072-46 (1 3/16")

 GRAPHITE
120-1072-48 (3/4")
130-1072-48 (1 3/16")


 GUNMETAL
120-1072-65 (3/4")
130-1072-65 (1 3/16")

 STEEL
120-1072-67 (3/4")
130-1072-67 (1 3/16")


 POLISHED NICKEL
120-1072-68 (3/4")
130-1072-68 (1 3/16")

 BRONZE
120-1088-07 (3/4")
130-1088-07 (1 3/16")

 SATIN BRASS
120-1088-22 (3/4")
130-1088-22 (1 3/16")

 BRUSHED BRASS
120-1088-27 (3/4")
130-1088-27 (1 3/16")

 MATTE BLACK
120-1088-46 (3/4")
130-1088-46 (1 3/16")

 GRAPHITE
120-1088-48 (3/4")
130-1088-48 (1 3/16")

 GUNMETAL
120-1088-65 (3/4")
130-1088-65 (1 3/16")

 STEEL
120-1088-67 (3/4")
130-1088-67 (1 3/16")

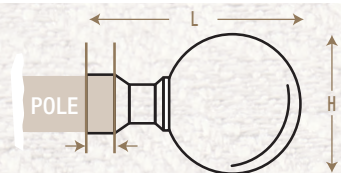
 POLISHED NICKEL
120-1088-68 (3/4")
130-1088-68 (1 3/16")

3/4" & 1 3/16" Finials - Brass **Select**



ACRYLIC BALL FINIAL

3/4" - 2 7/8" L X 1 7/8" H
1 3/16" - 3 3/8" L X 2 1/4" H

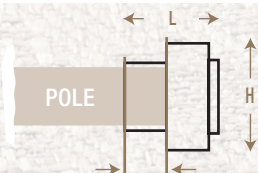


3/4" Pole Inset - 3/8"
1 3/16" Pole Inset - 1/2"



ACRYLIC ARIES FINIAL

3/4" - 1 1/4" L X 1 3/8" H
1 3/16" - 1 1/2" L X 2" H

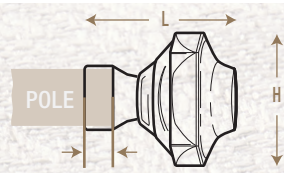


3/4" Pole Inset - 3/8"
1 3/16" Pole Inset - 1/2"



ACRYLIC MYSTIC FINIAL

3/4" - 2" L X 1 3/4" H
1 3/16" - 2 1/2" L X 2 1/8" H



3/4" Pole Inset - 3/8"
1 3/16" Pole Inset - 1/2"

-  **BRONZE**
120-1070-07 (3/4")
130-1070-07 (1 3/16")
-  **SATIN BRASS**
120-1070-22 (3/4")
130-1070-22 (1 3/16")
-  **BRUSHED BRASS**
120-1070-27 (3/4")
130-1070-27 (1 3/16")
-  **MATTE BLACK**
120-1070-46 (3/4")
130-1070-46 (1 3/16")
-  **GRAPHITE**
120-1070-48 (3/4")
130-1070-48 (1 3/16")
-  **GUNMETAL**
120-1070-65 (3/4")
130-1070-65 (1 3/16")
-  **STEEL**
120-1070-67 (3/4")
130-1070-67 (1 3/16")
-  **POLISHED NICKEL**
120-1070-68 (3/4")
130-1070-68 (1 3/16")

-  **BRONZE**
120-1087-07 (3/4")
130-1087-07 (1 3/16")
-  **SATIN BRASS**
120-1087-22 (3/4")
130-1087-22 (1 3/16")
-  **BRUSHED BRASS**
120-1087-27 (3/4")
130-1087-27 (1 3/16")
-  **MATTE BLACK**
120-1087-46 (3/4")
130-1087-46 (1 3/16")
-  **GRAPHITE**
120-1087-48 (3/4")
130-1087-48 (1 3/16")
-  **GUNMETAL**
120-1087-65 (3/4")
130-1087-65 (1 3/16")
-  **STEEL**
120-1087-67 (3/4")
130-1087-67 (1 3/16")
-  **POLISHED NICKEL**
120-1087-68 (3/4")
130-1087-68 (1 3/16")

-  **BRONZE**
120-1089-07 (3/4")
130-1089-07 (1 3/16")
-  **SATIN BRASS**
120-1089-22 (3/4")
130-1089-22 (1 3/16")
-  **BRUSHED BRASS**
120-1089-27 (3/4")
130-1089-27 (1 3/16")
-  **MATTE BLACK**
120-1089-46 (3/4")
130-1089-46 (1 3/16")
-  **GRAPHITE**
120-1089-48 (3/4")
130-1089-48 (1 3/16")
-  **GUNMETAL**
120-1089-65 (3/4")
130-1089-65 (1 3/16")
-  **STEEL**
120-1089-67 (3/4")
130-1089-67 (1 3/16")
-  **POLISHED NICKEL**
120-1089-68 (3/4")
130-1089-68 (1 3/16")



3/4" & 1 3/16" Finials - Brass



CADET FINIAL

3/4" - 2 3/8" L X 1 1/2" H
1 3/16" - 3 1/2" L X 2 1/4" H



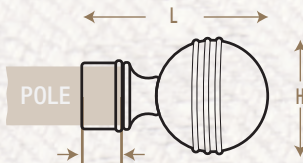
FLAMBEAU FINIAL

3/4" - 1 7/8" L X 1 3/8" H
1 3/16" - 3 1/2" L X 2 3/8" H

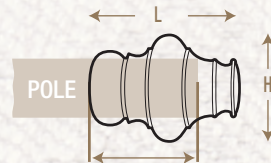


GALA FINIAL

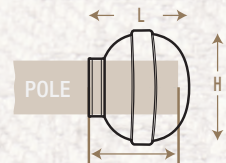
3/4" - 1 3/8" L X 1 1/2" H
1 3/16" - 2 1/4" L X 2 5/8" H



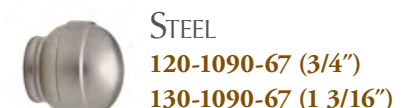
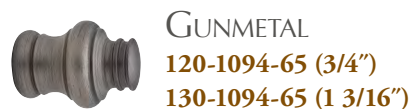
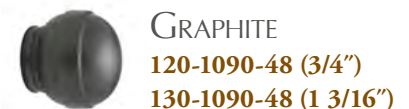
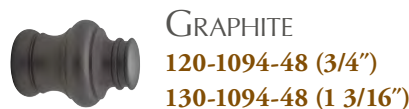
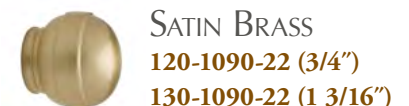
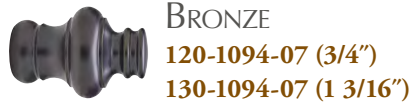
3/4" Pole Inset - 1/2"
1 3/16" Pole Inset - 5/8"



3/4" Pole Inset - 1 3/8"
1 3/16" Pole Inset - 2 3/8"



3/4" Pole Inset - 1 1/4"
1 3/16" Pole Inset - 1 7/8"



3/4" & 1 3/16" Finials - Brass



LANDOVER FINIAL

3/4" - 1 7/8" L X 2" H
1 3/16" - 2 1/2" L X 2 1/2" H



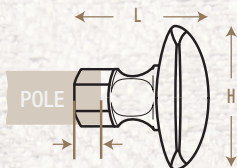
**STELLA FINIAL
CRYSTAL**

1 3/16" Only - 3" L X 2" H

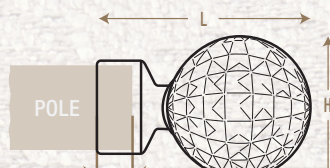


**SOLITAIRE FINIAL
CRYSTAL**

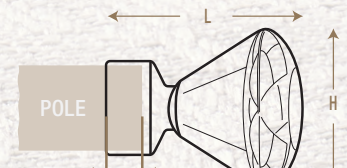
1 3/16" Only - 2 3/4" L X 2 1/4" H



3/4" Pole Inset - 3/8"
1 3/16" Pole Inset - 1/2"



1 3/16" Pole Inset - 1/2"



1 3/16" Pole Inset - 1/2"



BRONZE
120-1097-07 (3/4")
130-1097-07 (1 3/16")



BRONZE
130-1091-07 (1 3/16")



BRONZE
130-1092-07 (1 3/16")



SATIN BRASS
120-1097-22 (3/4")
130-1097-22 (1 3/16")



SATIN BRASS
130-1091-22 (1 3/16")



SATIN BRASS
130-1092-22 (1 3/16")



BRUSHED BRASS
120-1097-27 (3/4")
130-1097-27 (1 3/16")



BRUSHED BRASS
130-1091-27 (1 3/16")



BRUSHED BRASS
130-1092-27 (1 3/16")



MATTE BLACK
120-1097-46 (3/4")
130-1097-46 (1 3/16")




MATTE BLACK
130-1091-46 (1 3/16")



MATTE BLACK
130-1092-46 (1 3/16")



GRAPHITE
120-1097-48 (3/4")
130-1097-48 (1 3/16")



GRAPHITE
130-1091-48 (1 3/16")



GRAPHITE
130-1092-48 (1 3/16")



GUNMETAL
120-1097-65 (3/4")
130-1097-65 (1 3/16")



GUNMETAL
130-1091-65 (1 3/16")



GUNMETAL
130-1092-65 (1 3/16")



STEEL
120-1097-67 (3/4")
130-1097-67 (1 3/16")




STEEL
130-1091-67 (1 3/16")



STEEL
130-1092-67 (1 3/16")



POLISHED NICKEL
120-1097-68 (3/4")
130-1097-68 (1 3/16")



POLISHED NICKEL
130-1091-68 (1 3/16")



POLISHED NICKEL
130-1092-68 (1 3/16")

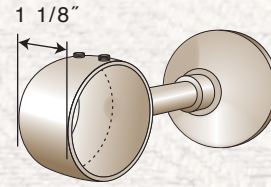
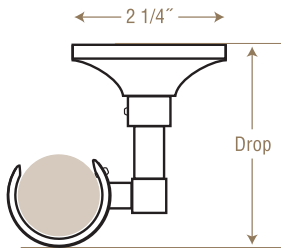


3/4" & 1 3/16" Standard Brackets - Brass



STANDARD CEILING BRACKET

120-2053 (3/4")
3" Drop
130-2053 (1 3/16")
3" Drop
Available In All Finishes



1 3/16" CONNECTOR SUPPORT WALL BRACKET

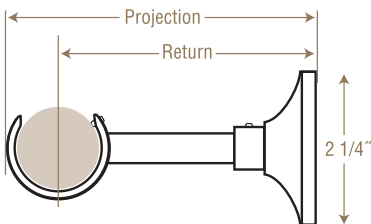
130-2083
3 3/4" Return, 4 1/2" Projection
130-2086
6 1/2" Return, 7 1/4" Projection
Available In All Finishes

1 1/8"



STANDARD WALL BRACKET

120-2003 (3/4")
3 1/2" Return, 4 1/8" Projection
130-2003 (1 3/16")
3 3/4" Return, 4 1/2" Projection
Available In All Finishes



STANDARD EXTENDED WALL BRACKET

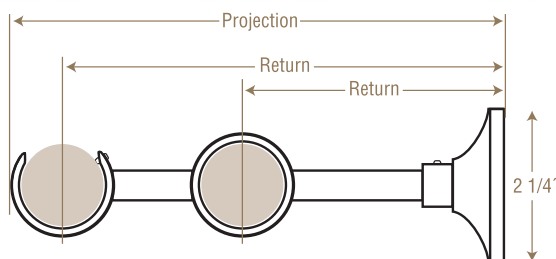
120-2006 (3/4")
5 3/4" Return, 6 1/4" Projection
130-2006 (1 3/16")
6 1/2" Return, 7 1/4" Projection
Available In All Finishes

Post may be cut for shorter projection.



STANDARD DOUBLE WALL BRACKET

120-2036 (3/4")
3/4" Front Pole, 3/4" Back Pole
5 3/4" Front Return, 3 1/2" Back Return
6 1/4" Projection
130-2036 (1 3/16")
1 3/16" Front Pole, 1 3/16" Back Pole
6 1/2" Front Return, 3 3/4" Back Return
7 1/4" Projection
Available In All Finishes





... Brackets




BRONZE
(07)



SATIN BRASS
(22)



BRUSHED BRASS
(27)



MATTE BLACK
(46)



GRAPHITE
(48)



GUNMETAL
(65)



STEEL
(67)



POLISHED NICKEL
(68)



INSIDE MOUNT RECESS BRACKET

120-2000 (3/4")
3/4" L x 1 1/4" H
Pole Inset - 1/2"

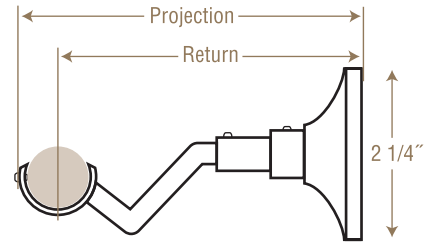
130-2000 (1 3/16")
1" L x 1 3/4" H
Pole Inset - 3/4"

Available In All Finishes

STANDARD BY-PASS BRACKET

120-2023 (3/4")
3 1/2" Return, 4 1/8" Projection
Available In All Finishes

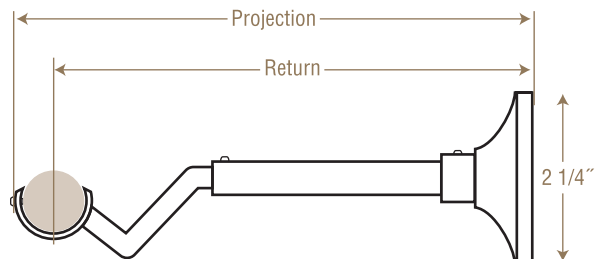
130-2023 (1 3/16")
3 3/4" Return, 4 1/2" Projection
Available In All Finishes



STANDARD EXTENDED BY-PASS BRACKET

120-2026 (3/4")
5 3/4" Return, 6 1/4" Projection
Available In All Finishes

130-2026 (1 3/16")
6 1/2" Return, 7 1/4" Projection
Available In All Finishes





3/4" & 1 3/16" Urban Brackets - Brass



...Brackets




BRONZE
(07)



SATIN BRASS
(22)



BRUSHED BRASS
(27)



MATTE BLACK
(46)



GRAPHITE
(48)



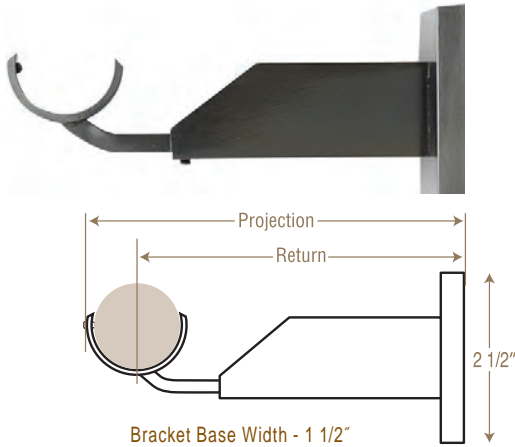
GUNMETAL
(65)



STEEL
(67)



POLISHED NICKEL
(68)

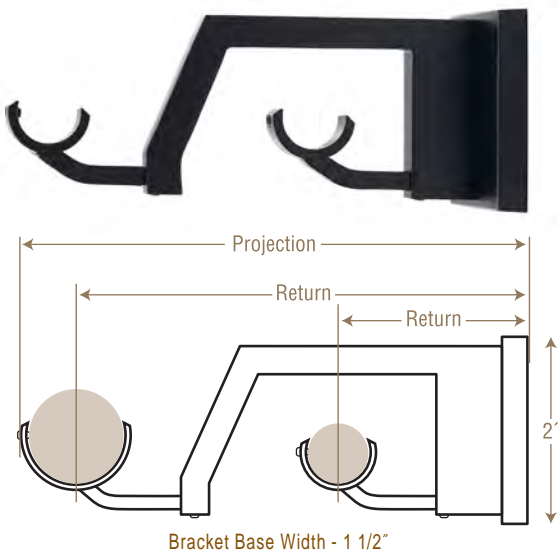


URBAN WALL BRACKET WITH BY-PASS OPTION

120-2403 (3/4")
 3 3/4" Return, 4 3/8" Projection
Available In All Finishes

130-2403 (1 3/16")
 5" Return, 5 5/8" Projection
Available In All Finishes

Urban bracket includes by-pass option.



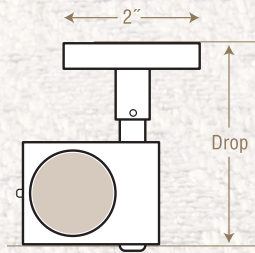
URBAN DOUBLE WALL BRACKET WITH BY-PASS OPTION

120-2436 (3/4")
 3/4" Front Pole, 3/4" Back Pole
 5 3/4" Front Return, 2 1/2" Back Return
 6 3/8" Projection
Available In All Finishes

130-2436 (1 3/16")
 1 3/16" Front Pole, 3/4" Back Pole
 6" Front Return, 2 1/2" Back Return
 6 5/8" Projection
Available In All Finishes

Urban bracket includes by-pass option.

3/4" & 1 3/16" Square Brackets - Brass



SQUARE CEILING BRACKET

120-2153 (3/4")

2 3/4" Drop

130-2153 (1 3/16")

3" Drop

Available In All Finishes



SQUARE WALL BRACKET

120-2103 (3/4")

3 3/4" Return, 4 1/4" Projection

130-2103 (1 3/16")

3 1/2" Return, 4 1/4" Projection

Available In All Finishes



SQUARE EXTENDED WALL BRACKET

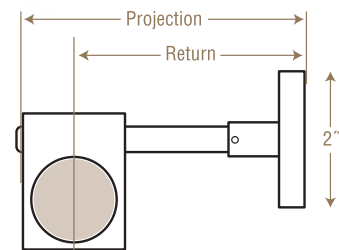
120-2107 (3/4")

7 1/4" Return, 7 3/4" Projection

130-2107 (1 3/16")

7" Return, 7 3/4" Projection

Available In All Finishes



Post may be cut for shorter projection.

SQUARE DOUBLE WALL BRACKET

120-2137 (3/4")

3/4" Front Pole, 3/4" Back Pole

7 1/4" Front Return, Adjustable Back Return

7 3/4" Projection

Available In All Finishes

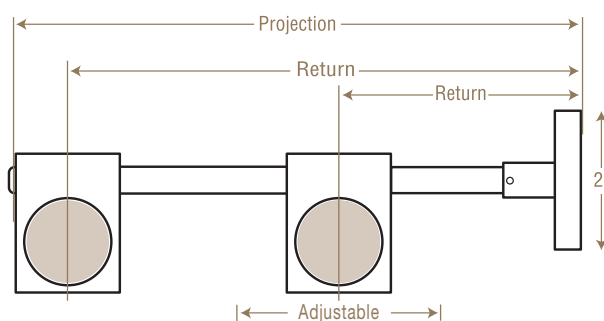
130-2137 (1 3/16")

1 3/16" Front Pole, 1 3/16" Back Pole

7" Front Return, Adjustable Back Return

7 3/4" Projection

Available In All Finishes





3/4" & 1 3/16" French Returns - Brass

French Returns...



BRONZE (07)



GRAPHITE (48)



SATIN BRASS (22)



GUNMETAL (65)



BRUSHED BRASS (27)



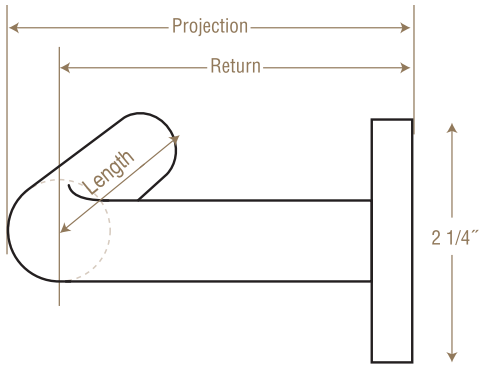
STEEL (67)



MATTE BLACK (46)



POLISHED NICKEL (68)



FRENCH RETURN ELBOW

120-4063 (3/4")

3 1/2" Return, 4 1/8" Projection, 5" Length

130-4063 (1 3/16")

3 3/4" Return, 4 1/2" Projection, 5" Length

Available In All Finishes

EXTENDED FRENCH RETURN ELBOW

120-4066 (3/4")

5 3/4" Return, 6 1/4" Projection, 5" Length

130-4066 (1 3/16")

6 1/2" Return, 7 1/4" Projection, 5" Length

Available In All Finishes



INTERNAL POLE CONNECTOR

Used to connect the elbow to the pole.

Included

CENTER SUPPORT OPTIONS

A Center Support Bracket is required for all French Return installations.

STANDARD WALL BRACKET

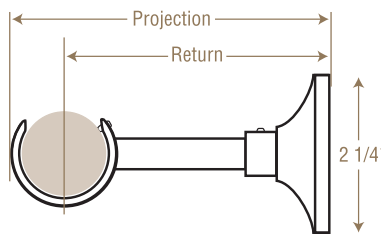
120-2003 (3/4")

3 1/2" Return, 4 1/8" Projection

130-2003 (1 3/16")

3 3/4" Return, 4 1/2" Projection

Available In All Finishes



EXTENDED WALL BRACKET

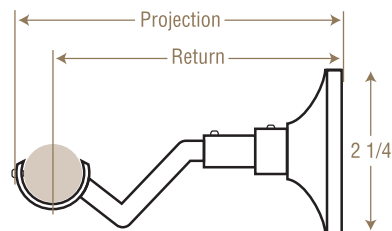
120-2006 (3/4")

5 3/4" Return, 6 1/4" Projection

130-2006 (1 3/16")

6 1/2" Return, 7 1/4" Projection

Available In All Finishes



STANDARD BY-PASS BRACKET

120-2023 (3/4")

3 1/2" Return, 4 1/8" Projection

130-2023 (1 3/16")

3 3/4" Return, 4 1/2" Projection

Available In All Finishes

EXTENDED BY-PASS BRACKET

120-2026 (3/4")

5 3/4" Return, 6 1/4" Projection

Available In All Finishes

130-2026 (1 3/16")

6 1/2" Return, 7 1/4" Projection

Available In All Finishes



Rings...



SQUARE RING WITH LINER
120-3100 (3/4")
 1 1/8" I.D., 1 3/4" Square
130-3100 (1 3/16")
 1 1/2" I.D., 2 1/4" Square
Available In All Finishes

RINGS

FOR USE WITH 3/4" & 1 3/16" POLES




ROUND RING WITH LINER
120-3000 (3/4")
 1 1/4" I.D., 1 3/4" O.D.
130-3000 (1 3/16")
 1 5/8" I.D., 2 3/8" O.D.
Available In All Finishes




FLAT RING WITH LINER
120-3600 (3/4")
 1 1/8" I.D., 1 1/2" O.D.
130-3600 (1 3/16")
 1 3/4" I.D., 2" O.D.
Available In All Finishes



FLAT BY-PASS RING WITH LINER
120-3400 (3/4")
 1 1/4" I.D., 1 5/8" O.D.
130-3400 (1 3/16")
 1 5/8" I.D., 2" O.D.
Available In All Finishes




BRONZE
(07)



SATIN BRASS
(22)



BRUSHED BRASS
(27)




MATTE BLACK
(46)



GRAPHITE
(48)




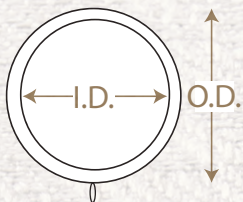
GUNMETAL
(65)



STEEL
(67)



POLISHED NICKEL
(68)





3/4" & 1 3/16" Elbows - Brass

Elbows...

HINGED ELBOW

120-4053 (3/4")
 1 3/4" x 1 3/4"
 5/8" Pole Inset
130-4053 (1 3/16")
 2 1/8" x 2 1/8"
 5/8" Pole Inset



BRONZE (07)



SATIN BRASS (22)



BRUSHED BRASS (27)



MATTE BLACK (46)



GRAPHITE (48)



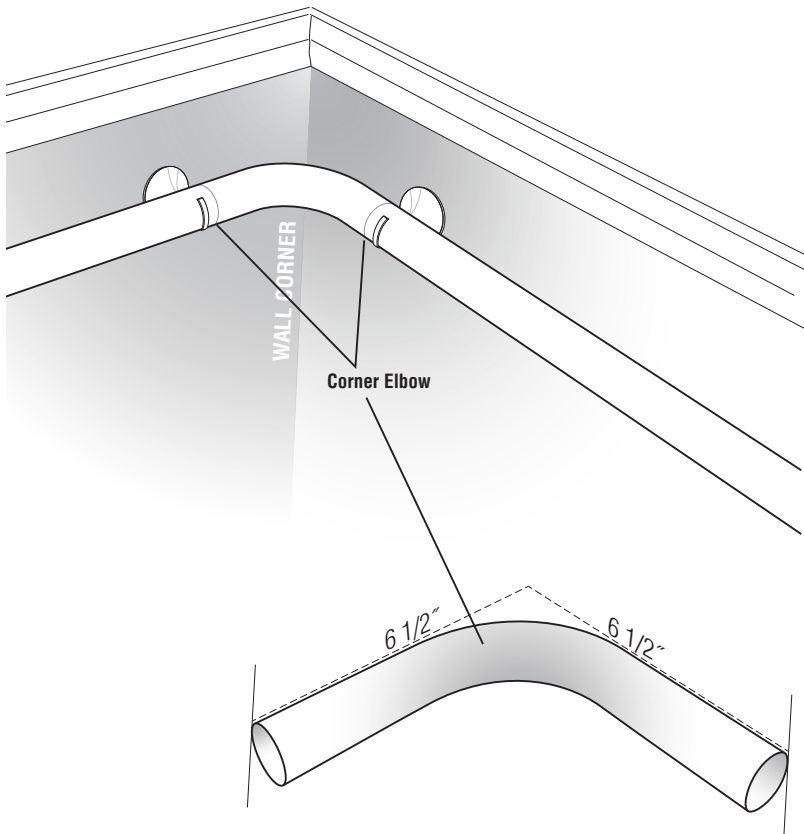
GUNMETAL (65)



STEEL (67)



POLISHED NICKEL (68)



90° CURVED CORNER ELBOW

120-4105 (3/4")
 6" x 6"
130-4105 (1 3/16")
 6" x 6"
 Available in All Finishes



2 Internal Connectors Included



Rosettes - Brass **Select**



SPINDLES

500-7012 2 1/8" Projection

500-7014 3 3/4" Projection

Available In All Finishes

Spindle posts may be connected together for additional projection.

Rosettes...

CLASSIC ROSETTE

500-7032

2 3/4" Diameter

URBAN ROSETTE

500-7052

2 1/4" Diameter

SQUARE ROSETTE

500-7112

2" Square

BRONZE
(07)




SATIN BRASS
(22)



BRUSHED BRASS
(27)



MATTE BLACK
(46)



GRAPHITE
(48)



GUNMETAL
(65)



STEEL
(67)



POLISHED NICKEL
(68)





Café Rods and Swing Arms - Brass

Café Rods...

1/2" CAFÉ RODS

112-0003 (3')
 112-0003-22 Satin Brass
 112-0003-46 Matte Black
 112-0003-67 Steel

112-0006 (6')
 112-0006-22 Satin Brass
 112-0006-46 Matte Black
 112-0006-67 Steel



Aries Finial pictured, Ball Finial also available, see page 20.



CAFÉ ROD BRACKET

112-2001 (1/2") Closed
112-2011 (1/2") Open
 1 1/2" Return, 1 1/4" Clearance
 Available in Finishes 22, 46, 67

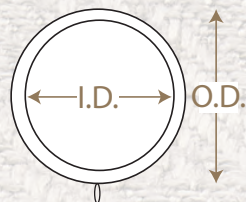


CAFÉ ROD RECESS BRACKET


112-2000 (1/2")
 Inside Mount Bracket
 Available in Finishes 22, 46, 67

RINGS WITH LINER FOR USE WITH CAFÉ RODS & SWING ARMS

112-3000
 Rings with liner
 3/4" I.D., 1 1/8" O.D.
 10 per package
 Available in Finishes 22, 46, 67



Swing Arms...



5/8" SWING ARMS

116-4620 (20")
 116-4620-22 Satin Brass
 116-4620-46 Matte Black
 116-4620-67 Steel

116-4630 (30")
 116-4630-22 Satin Brass
 116-4630-46 Matte Black
 116-4630-67 Steel

...Accessories

FINIALS
 FOR USE
 WITH
 CAFÉ RODS
 & SWING
 ARMS



ARIES FINIAL
 Café Rod - 5/8" L X 7/8" H
 Swing Arm - 3/4" L X 1" H
 Satin Brass
 112-1077-22 Café Rod
 116-1077-22 Swing Arm



ARIES FINIAL
 Café Rod - 5/8" L X 7/8" H
 Swing Arm - 3/4" L X 1" H
 Matte Black
 112-1077-46 Café Rod
 116-1077 Swing Arm



ARIES FINIAL
 Café Rod - 5/8" L X 7/8" H
 Swing Arm - 3/4" L X 1" H
 Steel
 112-1077-67 Café Rod
 116-1077-67 Swing Arm



BALL FINIAL
 Café Rod - 1" L X 5/8" H
 Swing Arm - 1 1/4" L X 7/8" H
 Satin Brass
 112-1071-22 Café Rod
 116-1071-22 Swing Arm



BALL FINIAL
 Café Rod - 1" L X 5/8" H
 Swing Arm - 1 1/4" L X 7/8" H
 Matte Black
 112-1071-46 Café Rod
 116-1071-46 Swing Arm



BALL FINIAL
 Café Rod - 1" L X 5/8" H
 Swing Arm - 1 1/4" L X 7/8" H
 Steel
 112-1071-67 Café Rod
 116-1071-67 Swing Arm



Traverse Rods - Brass

Traverse




SELECT METAL BRASS TRAVERSE RODS

Available with 1 3/16" Select Metal Half Round Fascia and 1 3/8" Flat Metal Fascia assembled with the Select Premium track. The Premium 2-wheeled carriers allow a smooth operation for all drapery treatments.

SELECT METAL TRAVERSE RODS FEATURE:

- Heavy Duty Tracks – 4 lbs. per foot.
- Choice of Select Metal Half Round or Flat Fascia.
- Available for Pinch Pleat or Ripplefold® Draperies.
- Double Traverse Rod Sets are available with back rod as “track only” or with Select Metal fascia.
- Choice of 21 finial designs for 1 3/16" Half Round Fascia.
- An End Cap is the only finial option for the Flat Fascia.
- Decorative Round and Square Brackets are available for a surcharge.

SELECT METAL TRAVERSE ROD SETS ARE AVAILABLE IN 8 FINISHES:




BRONZE
(07)



SATIN BRASS
(22)



BRUSHED BRASS
(27)



MATTE BLACK
(46)



GRAPHITE
(48)



GUNMETAL
(65)



STEEL
(67)



POLISHED NICKEL
(68)



Rod Sets...

DECORATIVE TRAVERSE ROD BRACKETS
AVAILABLE FOR A SURCHARGE



ROUND BRACKET

130-2064

4" Return

Available in All Finishes.




ROUND EXTENDED BRACKET

130-2066

5 1/2" Return

Available in All Finishes.



SQUARE BRACKET

130-2164

4" Return

Available in All Finishes.



SQUARE EXTENDED BRACKET

130-2166

5 1/2" Return

Available in All Finishes.



SELECT METAL FINIAL ATTACHES
TO ADAPTOR FOR HALF ROUND FASCIA




END CAP FOR FLAT FASCIA

135-0164

1/2" L X 1 1/2" H

Available in All Finishes.



BRONZE
(07)



GRAPHITE
(48)



SATIN BRASS
(22)



GUNMETAL
(65)



BRUSHED BRASS
(27)



STEEL
(67)



MATTE BLACK
(46)



POLISHED
NICKEL (68)



Traverse Rods - Brass

Traverse Rod



Hinged Elbows, 130-4053, may be used for corner or bay window applications.

SELECT METAL TRAVERSE RODS

- Assembled to order.
- Cord Draw standard.
- Hand Draw option includes Kirsch 36" White Fiberglass Baton, 91233025. Coordinating Brass Batons are available and purchased separately.
- Assembled set includes approximately 3.5 wheeled carriers per foot, heavy duty installation brackets, tension pulley, and finial attachment adaptor.
- Ripplefold available – Must specify fullness.
- Maximum continuous set length – 16 ft.
- Finials and End Caps are not included. Please order separately.

! WARNING

The cords on this product present a potential strangulation hazard. For child safety, consider cordless alternatives or products with inaccessible cords.





! ADVERTENCIA

Los cables en este producto, que presente un peligro potencial estrangulación. Para la seguridad del niño, considere inalámbrico alternativas o productos con cuerdas inaccesibles.

PRODUCTION TIME – 10 WORKING DAYS

SELECT PREMIUM TRACKS

Select Premium Tracks are available in 2 finishes: Bronze (17) and Aluminum (90). Select Metal Traverse Rods will be assembled with below track finish unless specified differently. These tracks are also available as assembled sets without decorative fascia.

METAL FASCIA FINISHES

Satin Brass (22), Steel (67), Polished Nickel (68)
Bronze (07), Brushed Brass (27), Graphite (48), Matte Black (46), Gunmetal (65)

TRACK FINISH

Aluminum (90)
Bronze (17)





Sets...

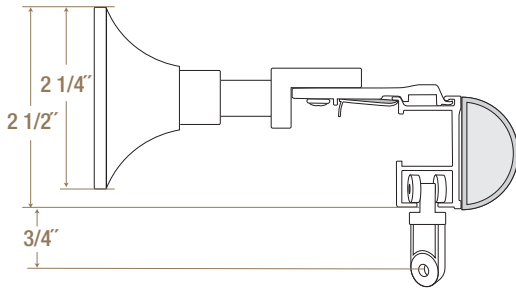
BRACKET DETAILS

DESCRIPTION	ITEM NO.	FINISHES	RETURNS	COMMENTS
Heavy Duty Single Wall Bracket - Standard	94123	025, 85, 90	3 1/2" - 4 1/2"	Can paint to match wall color
Double or 6" Projection Bracket	94125	025, 85, 90	5 1/2"	Can paint to match wall color
Round Decorative Traverse Bracket	130-2064	All 8 Brass finishes	4"	Surcharge applies
Round Decorative Ext. Traverse Bracket	130-2066	All 8 Brass finishes	5 1/2"	Surcharge applies
Square Decorative Traverse Bracket	130-2164	All 8 Brass finishes	4"	Surcharge applies
Square Decorative Ext. Traverse Bracket	130-2166	All 8 Brass finishes	5 1/2"	Surcharge applies
Ceiling / Clip for Select Traverse Rods	93630	17, 90		
Track Splice for Select Traverse Rods	93633	17, 90		
Ceiling Mount Bracket - 1" Drop	1797	61		Includes 93630

DECORATIVE TRAVERSE BRACKETS

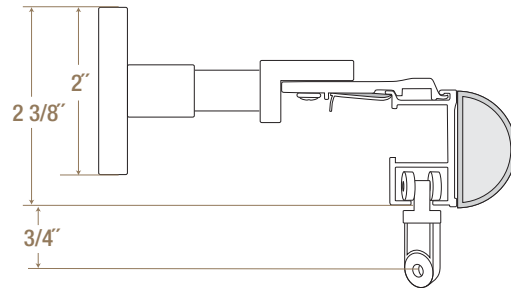
130-2064 Round Traverse Bracket, 4" Return

130-2066 Round Traverse Extended Bracket, 5 1/2" Return

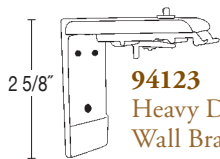


130-2164 Square Traverse Bracket, 4" Return

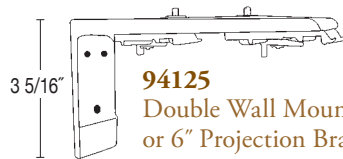
130-2166 Square Extended Traverse Bracket, 5 1/2" Return



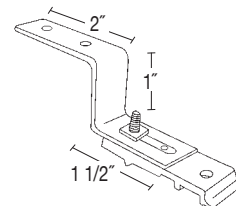
STANDARD TRAVERSE BRACKETS



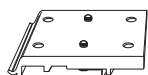
94123
Heavy Duty Single
Wall Bracket



94125
Double Wall Mount Bracket
or 6" Projection Bracket



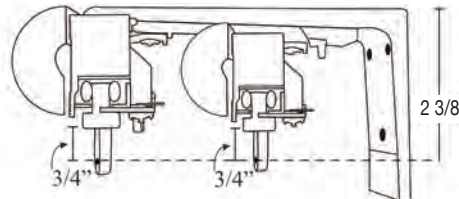
1797
Ceiling Mount
Bracket



93633
Track Splice



93630
Mounting Clip



Pin Setting Diagram



Sintra Traverse Rods

Traverse Rod Sets..



SINTRA HAND DRAW ROD IN STEEL (AP) WITH RIPPLEFOLD® CARRIERS



SINTRA TRAVERSE ROD IN CHAMPAGNE (BC)



SINTRA HAND DRAW ROD IN BLACK GLOSS (NB) WITH RIPPLEFOLD® CARRIERS



SINTRA CORD DRAW ROD IN WHITE GLOSS (BL) WITH BALL BEARING CARRIERS

SINTRA TRAVERSE ROD SETS

Sintra Traverse Rods are a unique and contemporary design with a sleek square track profile. Sintra Traverse Rods are hand or cord draw and made to exact measurements with brackets and end caps included.

SINTRA TRAVERSE ROD SETS ARE AVAILABLE IN 4 FINISHES:

Steel – A, AP

Champagne – BC

White Gloss – BL

Black Gloss – NB

SINTRA TRAVERSE RODS FEATURE:

- Heavy Duty Tracks.
- Available for Pinch Pleat or Ripplefold®.
- Pinch Pleat assembled with heavy duty ball bearing carriers - 4lbs. per foot.
- Ripplefold - 2lbs. per foot.
- Double Traverse Rod Sets are available. Front and back rods are the same track.
- Brackets and End Caps are included in set price.

! WARNING

The cords on this product present a potential strangulation hazard. For child safety, consider cordless alternatives or products with inaccessible cords.

! ADVERTENCIA

Los cables en este producto, que presente un peligro potencial estrangulación.

Para la seguridad del niño, considere inalámbrico alternativas o productos con cuerdas inaccesibles.

SINTRA TRAVERSE ROD SETS

- Assembled to order.
- Hand or Cord Draw. Cord Draw must **Specify Cord Drop**.
- Hand Draw – Batons are not included and should be ordered separately.
- Assembled Sets include brackets, end caps, and tension pulley. Pinch Pleat rods include 3.5 ball bearing carriers per foot.
- Wall Mount specify return – 3 1/4" or 6 1/4".
- Maximum continuous set length – 236 in. Rods may be spliced for longer lengths or for shipping purposes, splice included.
- Ripplefold® – Overlap or Butt Masters are available.

PRODUCTION TIME – 10 WORKING DAYS



Sintra Traverse Rods



SINTRA TRACK

10.120342
1" H X 236" L
Available In All Finishes



CORD DRAW END CAP

30.55
2 1/8" L X 1 1/8" H
Available In All Finishes



HAND DRAW END CAP

30.54
1" L X 1 1/8" H
Available In All Finishes



SINGLE WALL BRACKET

20.113
3 1/4" Return, 4" Projection
Available In All Finishes



SINGLE EXTENDED WALL BRACKET

20.115
6 1/4" Return, 7" Projection
Available In All Finishes



DOUBLE WALL BRACKET

25.113
6 1/4" Return, 7" Projection
Available In All Finishes



CEILING BRACKET

20.114
2 1/8" W, 2 1/4" Drop
Available In All Finishes



FLUSH MOUNT PLASTIC CEILING BRACKET

20.131 White



SINTRA SPLICE


15.05
3 5/8" L




BATONS

61.20
39" Metal Baton, Steel (A)
3/8" Diameter

18.12
39" Heavy Duty Plexi Baton
1/2" Diameter




STEEL (A, AP)



CHAMPAGNE (BC)



WHITE GLOSS (BL)



BLACK GLOSS (NB)



3/4" & 1 3/16" Iron Works Poles

Poles...



BLACK COPPER
(815)



BLACK
(845)



SANDSTONE
(857)



BLACK PEWTER
(865)

3/4" IRON WORKS POLES

1 3/16" IRON WORKS POLES

3/4" IRON POLES - 6'

- 120-0006-815 Black Copper
- 120-0006-845 Black
- 120-0006-857 Sandstone
- 120-0006-865 Black Pewter

1 3/16" IRON POLES - 6'

- 130-0006-815 Black Copper
- 130-0006-845 Black
- 130-0006-857 Sandstone
- 130-0006-865 Black Pewter

3/4" IRON POLES - 8'

- 120-0008-815 Black Copper
- 120-0008-845 Black
- 120-0008-857 Sandstone
- 120-0008-865 Black Pewter

1 3/16" IRON POLES - 8'

- 130-0008-815 Black Copper
- 130-0008-845 Black
- 130-0008-857 Sandstone
- 130-0008-865 Black Pewter

3/4" IRON POLES - 12'

- 120-0012-815 Black Copper
- 120-0012-845 Black
- 120-0012-857 Sandstone
- 120-0012-865 Black Pewter

1 3/16" IRON POLES - 12'

- 130-0012-815 Black Copper
- 130-0012-845 Black
- 130-0012-857 Sandstone
- 130-0012-865 Black Pewter

INTERNAL POLE SPLICE

120-4999-67 (3/4")
130-4999-67 (1 3/16")





Finials...



END CAP

3/4" - 5/8" LX 7/8" H
1 3/16" - 3/4" LX 1 3/8" H



CAPRI END CAP

3/4" - 5/8" LX 1 3/8" H
1 3/16" - 3/4" LX 2" H



BALL FINIAL

3/4" - 2 3/4" LX 1 3/4" H
1 3/16" - 3 5/8" LX 2 1/4" H



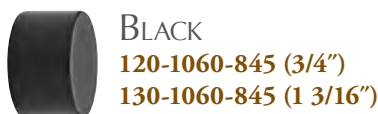
BLACK COPPER
120-1060-815 (3/4")
130-1060-815 (1 3/16")



BLACK COPPER
120-1062-815 (3/4")
130-1062-815 (1 3/16")



BLACK COPPER
120-1061-815 (3/4")
130-1061-815 (1 3/16")



BLACK
120-1060-845 (3/4")
130-1060-845 (1 3/16")



BLACK
120-1062-845 (3/4")
130-1062-845 (1 3/16")



BLACK
120-1061-845 (3/4")
130-1061-845 (1 3/16")



SANDSTONE
120-1060-857 (3/4")
130-1060-857 (1 3/16")



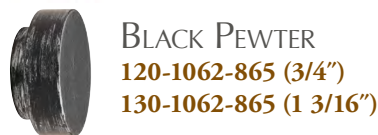
SANDSTONE
120-1062-857 (3/4")
130-1062-857 (1 3/16")



SANDSTONE
120-1061-857 (3/4")
130-1061-857 (1 3/16")



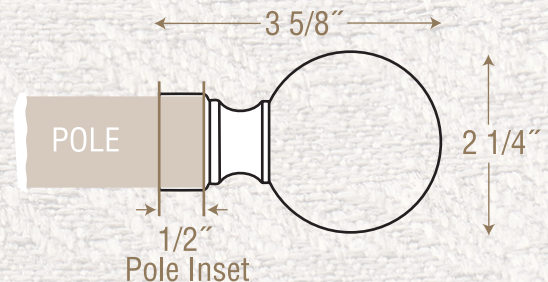
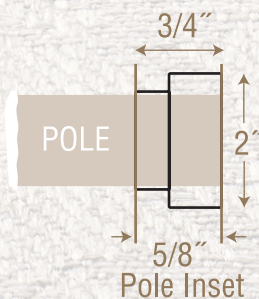
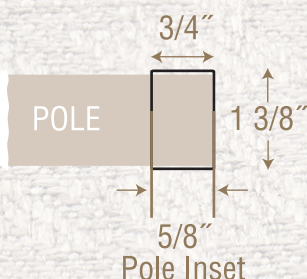
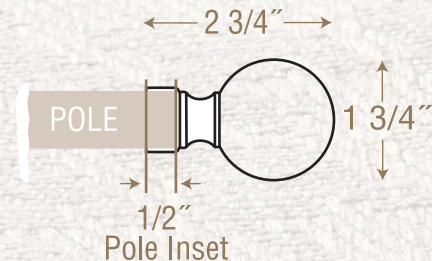
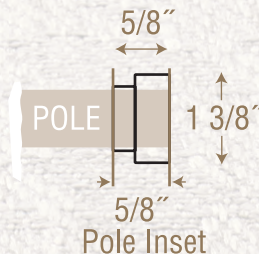
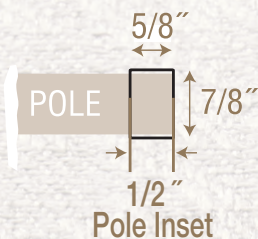
BLACK PEWTER
120-1060-865 (3/4")
130-1060-865 (1 3/16")



BLACK PEWTER
120-1062-865 (3/4")
130-1062-865 (1 3/16")

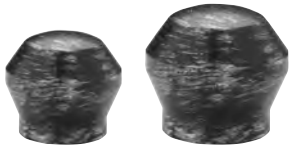


BLACK PEWTER
120-1061-865 (3/4")
130-1061-865 (1 3/16")





3/4" & 1 3/16" Iron Works Finials



ARGO FINIAL

3/4" - 1 1/4" L X 1 3/8" H
1 3/16" - 2 3/8" L X 2 1/2" H




AVALON FINIAL

3/4" - 5" L X 2" H
1 3/16" - 5 5/8" L X 2 1/2" H



CYPRESS FINIAL

3/4" - 3 1/4" L X 1 7/8" H
1 3/16" - 4 1/8" L X 2 3/8" H




BLACK COPPER
120-1063-815 (3/4")
130-1063-815 (1 3/16")



BLACK COPPER
120-1064-815 (3/4")
130-1064-815 (1 3/16")



BLACK COPPER
120-1065-815 (3/4")
130-1065-815 (1 3/16")



BLACK
120-1063-845 (3/4")
130-1063-845 (1 3/16")



BLACK
120-1064-845 (3/4")
130-1064-845 (1 3/16")



BLACK
120-1065-845 (3/4")
130-1065-845 (1 3/16")




SANDSTONE
120-1063-857 (3/4")
130-1063-857 (1 3/16")



SANDSTONE
120-1064-857 (3/4")
130-1064-857 (1 3/16")



SANDSTONE
120-1065-857 (3/4")
130-1065-857 (1 3/16")



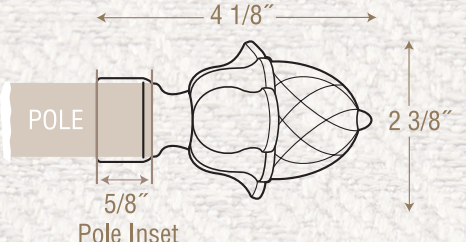
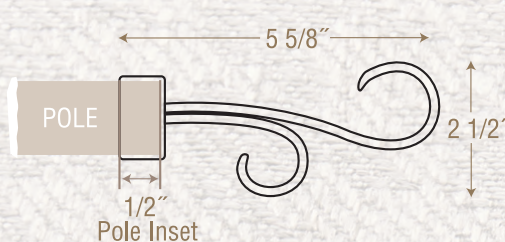
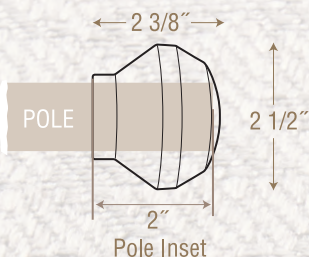
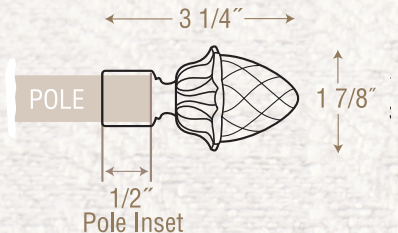
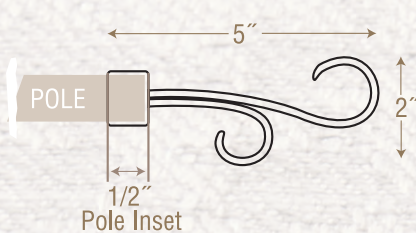
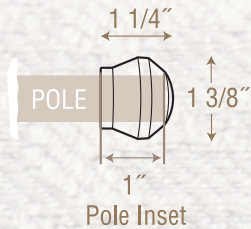
BLACK PEWTER
120-1063-865 (3/4")
130-1063-865 (1 3/16")



BLACK PEWTER
120-1064-865 (3/4")
130-1064-865 (1 3/16")



BLACK PEWTER
120-1065-865 (3/4")
130-1065-865 (1 3/16")




3/4" & 1 3/16" Iron Works Finials



ROYAL FINIAL
 3/4" - 5" L X 2 5/8" H
 1 3/16" - 5" L X 2 5/8" H



VALOR FINIAL
 3/4" - 2" L X 1 3/8" H
 1 3/16" - 2 5/8" L X 2" H



GRENADA FINIAL
 3/4" - 1 5/8" L X 1 3/4" H
 1 3/16" - 2 1/4" L X 2 3/8" H



BLACK COPPER
 120-1066-815 (3/4")
 130-1066-815 (1 3/16")



BLACK COPPER
 120-1067-815 (3/4")
 130-1067-815 (1 3/16")



BLACK COPPER
 120-1068-815 (3/4")
 130-1068-815 (1 3/16")



BLACK
 120-1066-845 (3/4")
 130-1066-845 (1 3/16")



BLACK
 120-1067-845 (3/4")
 130-1067-845 (1 3/16")



BLACK
 120-1068-845 (3/4")
 130-1068-845 (1 3/16")



SANDSTONE
 120-1066-857 (3/4")
 130-1066-857 (1 3/16")



SANDSTONE
 120-1067-857 (3/4")
 130-1067-857 (1 3/16")




SANDSTONE
 120-1068-857 (3/4")
 130-1068-857 (1 3/16")



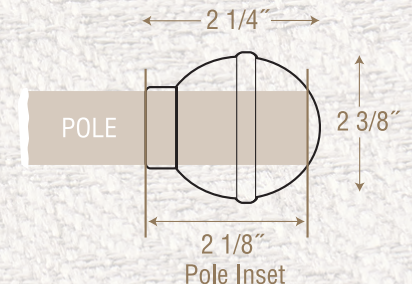
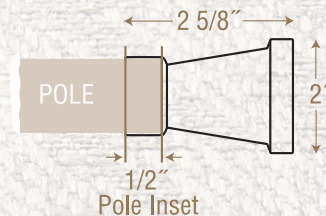
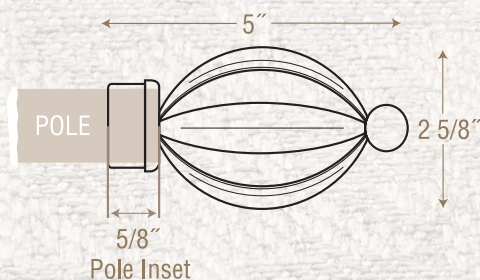
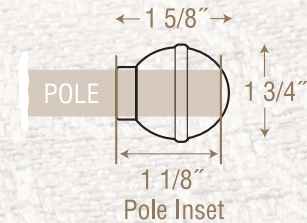
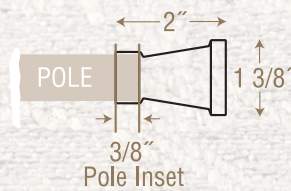
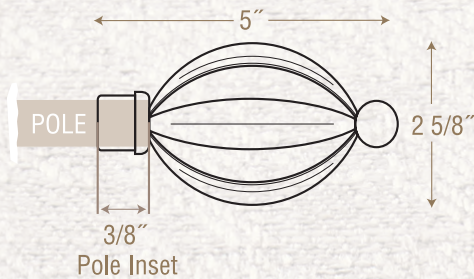
BLACK PEWTER
 120-1066-865 (3/4")
 130-1066-865 (1 3/16")



BLACK PEWTER
 120-1067-865 (3/4")
 130-1067-865 (1 3/16")




BLACK PEWTER
 120-1068-865 (3/4")
 130-1068-865 (1 3/16")





3/4" & 1 3/16" Iron Works Brackets

Brackets...



BLACK COPPER
(815)



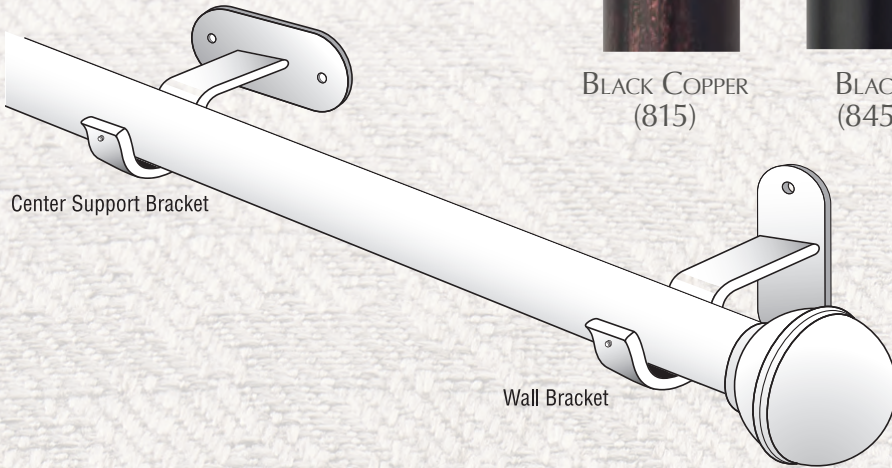
BLACK
(845)



SANDSTONE
(857)



BLACK PEWTER
(865)



Center Support Bracket

Wall Bracket

IRON WORKS WALL BRACKETS



WALL BRACKET

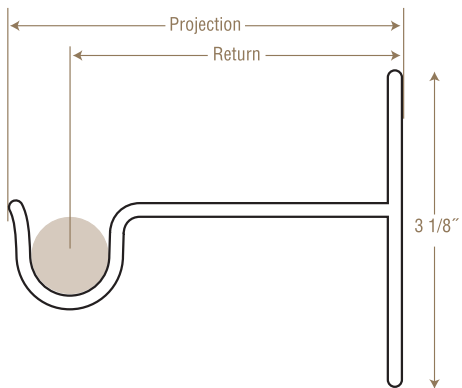
120-2603 (3/4")

3 1/4" Return, 4" Projection

130-2603 (1 3/16")

3 1/2" Return, 4 3/8" Projection

Available In All Finishes



EXTENDED WALL BRACKET

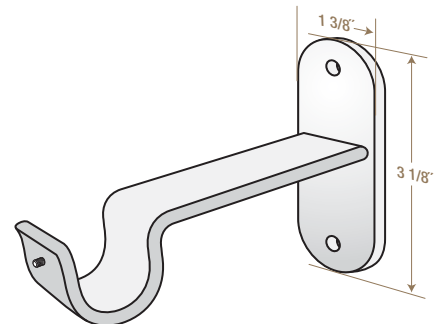
120-2606 (3/4")

5 1/2" Return, 6 1/4" Projection

130-2606 (1 3/16")

5 3/4" Return, 6 1/2" Projection

Available In All Finishes

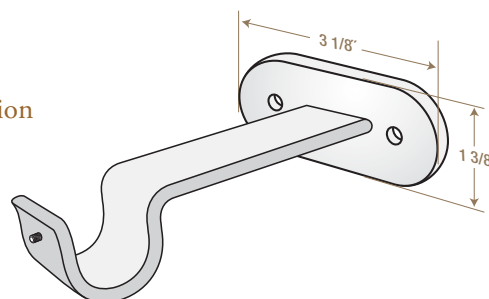
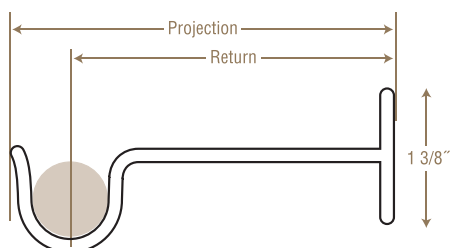


IRON WORKS CENTER SUPPORT BRACKETS



CENTER SUPPORT BRACKET

120-2613 (3/4")
 3 1/4" Return, 4" Projection
130-2613 (1 3/16")
 3 1/2" Return, 4 3/8" Projection
Available In All Finishes



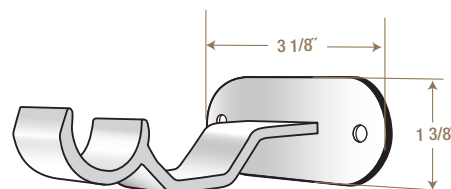
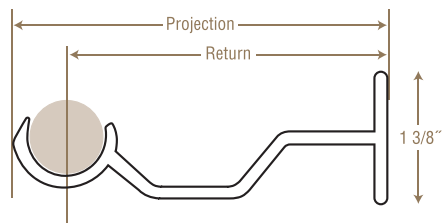
EXTENDED CENTER SUPPORT BRACKET

120-2616 (3/4")
 5 1/2" Return, 6 1/4" Projection
130-2616 (1 3/16")
 5 3/4" Return, 6 1/2" Projection
Available In All Finishes



BY-PASS CENTER SUPPORT BRACKET

120-2623 (3/4")
 3 1/4" Return, 4" Projection
130-2623 (1 3/16")
 3 1/2" Return, 4 3/8" Projection
Available In All Finishes



EXTENDED BY-PASS CENTER SUPPORT BRACKET


120-2626 (3/4")
 5 1/2" Return, 6 1/4" Projection
130-2626 (1 3/16")
 5 3/4" Return, 6 1/2" Projection
Available In All Finishes





3/4" & 1 3/16" Iron Works Brackets

IRON WORKS DOUBLE WALL BRACKET & CENTER SUPPORT BRACKET



DOUBLE WALL BRACKET

120-2636 (3/4")

3/4" Front Pole, 3/4" Back Pole

5 1/2" Front Return, 3 1/8" Back Return

6 1/4" Projection

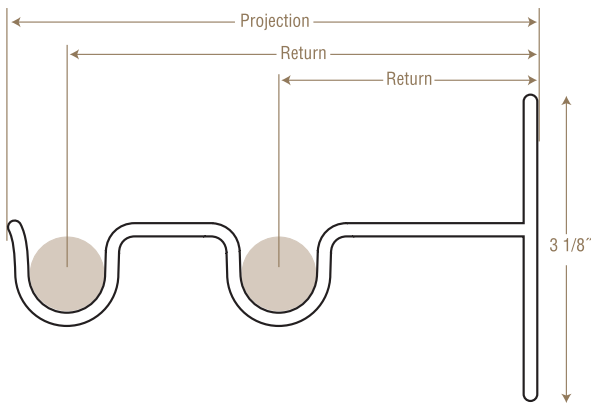
130-2636 (1 3/16")

1 3/16" Front Pole, 1 3/16" Back Pole

6 1/4" Front Return, 3 3/8" Back Return

7" Projection

Available In All Finishes



DOUBLE CENTER SUPPORT BRACKET

120-2646 (3/4")

3/4" Front Pole, 3/4" Back Pole

5 1/2" Front Return, 3 1/8" Back Return

6 1/4" Projection

130-2646 (1 3/16")

1 3/16" Front Pole, 1 3/16" Back Pole

6 1/4" Front Return, 3 3/8" Back Return

7" Projection

Available In All Finishes



INSIDE MOUNT RECESS BRACKET

120-2000 (3/4")

3/4" L x 1 1/4" H

Pole Inset - 1/2"

130-2000 (1 3/16")

1" L x 1 3/4" H

Pole Inset - 3/4"

Available In All Finishes



STANDARD CEILING BRACKET

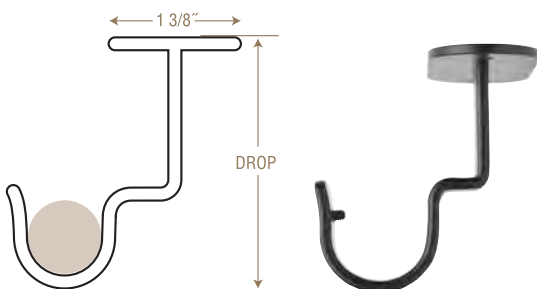
120-2653 (3/4")

2 3/4" Drop

130-2653 (1 3/16")

3 1/4" Drop

Available In All Finishes





...French Returns



BLACK COPPER (815)



BLACK (845)



SANDSTONE (857)



BLACK PEWTER (865)

Center Support Required

FRENCH RETURN ELBOW WITH CONNECTOR

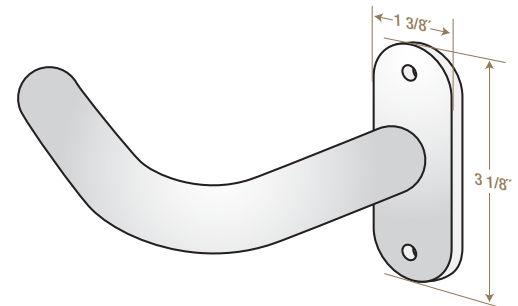
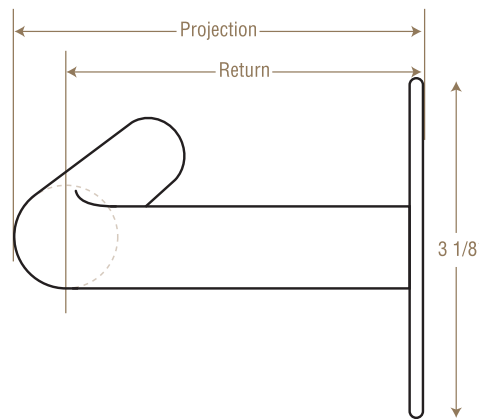
120-4063 (3/4")

3 1/4" Return,
4" Projection,
5" Length

130-4063 (1 3/16")

3 1/2" Return,
4 3/8" Projection,
5" Length

Available In All Finishes



INTERNAL POLE CONNECTOR

Included. Used to connect the elbow to the pole.

CENTER SUPPORT OPTIONS

A Center Support is required for all installations.



CENTER SUPPORT BRACKET

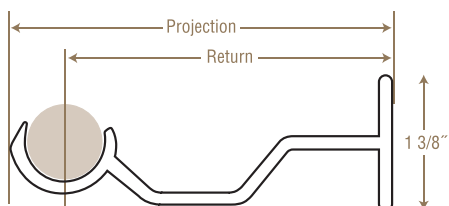
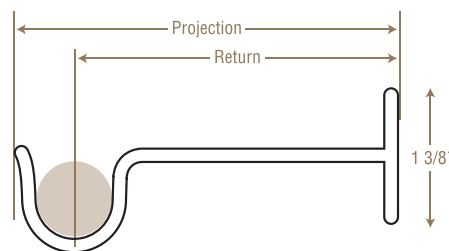
120-2613 (3/4")

3 1/4" Return, 4" Projection

130-2613 (1 3/16")

3 1/2" Return, 4 3/8" Projection

Available In All Finishes



BY-PASS CENTER SUPPORT BRACKET

120-2623 (3/4")

3 1/4" Return, 4" Projection

130-2623 (1 3/16")

3 1/2" Return, 4 3/8" Projection

Available In All Finishes



Accessories...



BLACK COPPER
(815)



BLACK
(845)



SANDSTONE
(857)



BLACK PEWTER
(865)

HINGED ELBOW

120-4053 (3/4")

1 3/4" x 1 3/4"

5/8" Pole Inset

130-4053 (1 3/16")

2 1/8" x 2 1/8"

5/8" Pole Inset

...Batons



BLACK COPPER
(815)



BLACK
(845)



SANDSTONE
(857)



BLACK PEWTER
(865)

BATONS

500-4600

39" Iron Baton



Rings...



RINGS WITH PLASTIC LINER

BLACK COPPER
(815)

BLACK
(845)

SANDSTONE
(857)

BLACK PEWTER
(865)



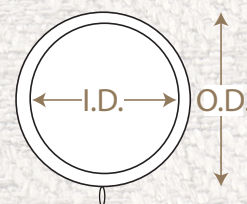
ROUND IRON RING
WITH LINER
120-3700 (3/4")
1 1/8" I.D., 1 5/8" O.D.
130-3700 (1 3/16")
1 5/8" I.D., 2 3/8" O.D.
Available In All Finishes



FLAT BY-PASS IRON RING
WITH LINER
120-3400 (3/4")
1 1/4" I.D., 1 5/8" O.D.
130-3400 (1 3/16")
1 5/8" I.D., 2 3/8" O.D.
Available In All Finishes



RINGS
FOR USE WITH 3/4" & 1 3/16" POLES





www.dixietextilesupply.com

Supplying your
Draperies and
Upholstery
Needs for over
75 years!

4555 Dardanelle Dr.
Orlando, FL 32808

407-578-0000

800-289-7899

Fax: 407-578-0003

Email: Info@dixietextilesupply.com



2017SMB-D

www.selectdraperyhardware.com