













# Word Attack Strategies

Tips for Tricky Words

Reader: \_\_\_\_\_ Room: \_\_\_\_\_

	<b>Stop</b> if something doesn't look right, sound right, or make sense.
	Look at the <b>picture</b> .
	Say the <b>first letter</b> sound.
	<b>Reread:</b> Go back and try again.
	<b>Blend:</b> Say the first two letters.
 an	<b>Cover</b> part of the word.
	<b>Chunk:</b> Look for parts you know.
	Think of a word that looks the same and <b>rhymes</b> .
	Say " <b>blank</b> ," read on, and come back.
	Try a <b>different sound</b> for the vowel.

