

501-11



501-11 with corner frame in silver and beech tabletop 138H. SRP \$ 1,498. See also pages 27-31.



501-11 3-legged frame (196-196A) in black with beech tabletops 84-48R + 36-24S. SRP \$ 2,586. See also pages 27-31.



Ultimate reliability -
a true work horse.

501-11 - width 77 3/16" and frame in silver - with beech tabletop 84-48R. SRP \$ 1,637. See also pages 27-31.

501-11





501-11 is nothing less than a mechanical masterpiece.

The frame is a true workhorse and the BOSCH motor provides the ultimate reliability.

The attractive design features a modesty panel and built in wire management integrated into the top support brackets.

Available in a 2-legged, 3-legged and a corner version, where the 2- and 3-legged frames have a maximum load of 330 lbs.

See specifications on pages 28-31.

Frame	Item no.	Color	Width / Depth	Price
	501-11 8S138H	Silver	55 5/16"	\$ 1,242
	501-11 8B138H	Black	55 5/16"	\$ 1,242
	501-11 8S116	Silver	45 1/16"	\$ 1,161
	501-11 8B116	Black	45 1/16"	\$ 1,161
	501-11 8S156	Silver	61 7/16"	\$ 1,161
	501-11 8B156	Black	61 7/16"	\$ 1,161
	501-11 8S196	Silver	77 3/16"	\$ 1,161
	501-11 8B196	Black	77 3/16"	\$ 1,161
	501-11 8S156-156A	Silver	61 7/16" / 61 7/16"	\$ 1,980
	501-11 8B156-156A	Black	61 7/16" / 61 7/16"	\$ 1,980
	501-11 8S196-196A	Silver	77 3/16" / 77 3/16"	\$ 1,980
	501-11 8B196-196A	Black	77 3/16" / 77 3/16"	\$ 1,980

Besides the 3-legged frames mentioned above, it is also possible to have other combinations in between. Please ask for further details.