



# THE CORSAIR

IPMS Phoenix / Craig Hewitt Chapter

## President's Message

The term “vision” gets a lot of play nowadays. It’s used a lot when talking about business and personal goals, and has even crept into our discussions about family and faith. But if you stop and think about it for a minute, it’s something that we modelers rub up against all the time. We see a kit or spot a photo of an interesting topic and the next thing you know we’re off and running, wanting to create the perfect replica of some item or recreate a scene. The challenge for all of us is to somehow get what we “see” in our heads to actually become a reality – that the outcome is as good as the dream. And often what we have to guard against is having that embryonic dream crushed by either a harsh word, a misstep in the building process, or challenges that act as huge roadblocks – even though those roadblocks may not really be all that big.

The discouraging word is probably the harshest and most common form of vision killer because most often what *you* see in your head or feel in your gut isn’t what others are able to see or feel. *You* know the potential is there. *You* clearly see the issues at play, but getting others on the same page, that’s a challenge. How many of us have had the experience of showing off a model in progress to a family member or friend, or worse yet to a fellow modeler, only to have them go “Uh-huh...” with that doubtful or skeptical look and another shelf queen is instantly born! I’m sure this happens all the time across the creative spectrum and is nothing new. Michelangelo probably had a conversation with his wife at some point that went a little like this:

“Micky. When are you coming home?”, she asks.

“In just a bit,” he says. “This is coming along so well!”

“It looks like a big rock.”, she says.

“What are you talking about? Don’t you see it? There’s Jesus and His mother!”

“It still looks like a big rock.”, she says. “And you’re getting dust everywhere again.”

“How can you *not* see them?”, he asks.

“I just don’t see it and you’ve got this other one over here you haven’t finished yet...”

Sometimes, despite everything else, you just have to press on because there will *always* be challenges and it usually takes the finished piece before almost anyone else sees what you see, even those closest to you. And when it comes to people and living and breathing things, change and evolution of vision is nearly a constant. So press on and build boldly anyway.

That even includes our beloved club IPMS-Phoenix. As much as we would love to have things remain the same, some things will simply have to change. Think about this – we continue to grow. We are now one of the largest, if not *the* largest IPMS clubs in the country. And if that’s true, we may very well be one of the largest model building clubs *in the world*.

## THIS ISSUE

September Meeting Model Photos.....	3
Book Review by Ed Kucharski.....	7
Club Contest Themes.....	9
What’s on my bench .....	10
Hasegawa 1/72 Buffalo Mike Hinderliter.....	12
Secretary’s Report.....	14
Editors Corner.....	16
Club Meeting Calendar.....	18
Raffle Update & Upcoming Events.....	20
Website References .....	21



# THE CORSAIR

IPMS Phoenix / Craig Hewitt Chapter

## President's Message

That's no reckless boast, but a statement of fact that should help us all understand that we need to do – as a club culture – to *act* like a big club with each of us participating in some way to in make our fellowship work and function efficiently. We're *not* a little toy boat any more. We're not even a mid-sized ship. Our ship of state is now one of the big ones – a true capital ship – ***and it is going to take a willing crew to man it and make it work.*** When we were a small club, a handful of dedicated modelers could (and did) run the club with a solid and enjoyable program. But things are more complicated now and more manpower is needed (and honestly, has been for a while).

If our vision is to have a club that throws a great regional contest each year, has a bodacious annual how-to event (perhaps with vendors on site as well), twelve great meetings with speakers or additional clinic topics, has an inclusive Christmas Party, publishes a great newsletter, website, Face Book Page and Twitter feed, and participates in other local events and perhaps some unofficial road trips to some regional contests – *help is needed*. Not only is help needed, but committees need to be formed to run all these different events – that's really the only fair way to do this, and that's where our culture needs to change. This is too big a canoe now to be paddled by just a few Indians. I think the first step is to set up small, effective committees for some of these things, even before that happens, and we need more of you to get more involved by pitching in. It's starts with vision, proceeds with a positive mindset, and gets done by members taking action.

So what's your vision? What do you want to see the club do? But most of all, *what are YOU willing to do?*

Tim

## ModelZona 2018

**SATURDAY, NOVEMBER 3rd, 2018**

**10am - 4pm**

**Model Registration - 10am to 1pm**

**Arizona Commemorative Air Force Museum**

**2017 N. Greenfield Rd., Mesa, Arizona**

**★ OPEN TO ALL MODELERS**

**★ 40+ CATEGORIES**

**★ SPECIAL AWARDS FOR:**

Best World War I subject  
Best F4U Corsair  
Raleigh Williams  
Craftmanship Award

**★ SEMINARS**

**★ MAKE & TAKE**

**★ VENDOR TABLES**

8ft. Vendor tables - \$35 each

Contact Keith at 480-994-2263 for vendor info



**MUSEUM**

**ADMISSION**

Adults (13+) - \$15

Seniors (62+) - \$12

Kids (5-12) - \$5

Kids under 5 - FREE

**MODEL**

**REGISTRATION**

Adult (first 5 models) - \$5

Additional models - \$1 each

Junior (under 17) - FREE

Visit our website for more info: [www.ipms-phoenix.org](http://www.ipms-phoenix.org)

Follow us on Facebook: [Craig Hewitt Chapter-IPMS Phoenix](https://www.facebook.com/CraigHewittChapter-IPMSPhoenix)



## September Model Contest Photos


No photographs this month as our resident photographer was absent, but in response to emailed questions on the subject the current top 6 of points awarded are,

1. Gary Thomas (34)
2. Jim Pearsall (31)
3. Mike Megee (30)
4. Brian Baker and Ethan Dunsford (16ea.)
6. Craig Pierce (15).

Advanced winner for September was Brian Baker for his WW1 flyers.

Please enjoy some pictures of some of the displays at the Nationals.

Normal service will be resumed next month.





## Model Photos Cont.



## Model Photos Cont.





## Model Photos Cont




## Book Review

### By Ed Kucharski

This month's review is,

*The Empire Strikes South Japan's Air War Against Northern Australia 1942-45* by Tom Lewis



Dr. Lewis has translated into English recently discovered Japanese army and navy air records of operations over Australia. These records contained detailed mission reports such as date, type aircraft, key aircraft crew, numbers of aircraft, flight altitudes, intended targets, bomb loads and aerial victories/losses.

Lewis replicates the often used chronology approach but with a minor twist. He breaks up the narrative into chapters based on Australian cities and Territories that were attacked. I found this break up to be more confusing than clarifying. Whether the Japanese took off from Timor in the northwest or New Britain in the northeast, or even IJN carriers off the west coast, Australia was under attack.

Some interesting things were revealed. Although coastal cities were the most frequent targets, one raid from Timor flew over 180 miles inland (G4M Betty)! Also shown was the cemetery Australia created specifically for many of the 186 Japanese aircrew killed over Australia.

## Book Review Continued

Now you must be wondering how this book motivates model building.

The real value to me were several dozen color plates of Japanese aircraft done by Mike Claringbould, an example being the book's cover above. Also of great value were the 20+ photos of Japanese, Australian and *American* aircraft. I was most impressed with the photo of a USAAF Curtiss P-40E taken on the morning 15 February 1942 at Darwin. Later that day, Lt. Robert Buel flew that aircraft to intercept an attacking Japanese H6K Mavis flying boat. Buel did not survive the action. He was the first American flyer killed in combat over Australia.

I found Lewis' work detailed but overly so. He rambled constantly repeating the number and types of bombs carried by Japanese bombers on each of the 77 raids over the war. As simply a narrative, I would give it a boring thumbs down. It is salvaged by the photos and artwork.

I purchased this book from Keith at Avalon books.



# *2018 Club Contest Themes*

## **2018 Club Contest Themes**

**January:** Vietnam—anything relating to the Vietnam War or of the era

**February:** Classic Plastic - Any old or classic model kit (Monogram, Frog, Airfix, etc.) produced sometime before 1980.

**March:** Large Scale. Must be a large sized model with at least one dimension 12-inches or larger.

**April:** Armor - Armored cars, tanks, assault guns.

**May:** Sci-fi/Fantasy—Any sci-fi or fantasy model

**June:** Surface Vessel Ships —self explanatory

**July:** Diorama/Vignettes—self explanatory

**August:** Hollywood—Any model connected to a Hollywood TV show or movie

**September:** On This Day In History - self explanatory, any scale or type.

**October:** Animal House

**November:** Autos—self explanatory


**December:** Helicopters—self explanatory

# Whats on my bench

## Mad max Porsche part 2

**By Chris Renninger**

Since the last article I have finished the undercarriage, using the suspension and tires from an old model truck kit I had laying around along with square Styrene. I had to cut down the leaf springs to make it fit on the frame section I had built, though I'm still not 100% positive I will keep it this way.



After a quick mockup of what I had done so far, I decided to extend the frame a bit more so I can add a crash guard of some sort. I also used the same truck kit to cut the section below the windshield off for the Porsche since I... accidentally took too much off while going dremil happy.



# Whats on my bench Continued

Mad max Porsche part 2

*By Chris Renninger*



I picked up a set of 1/35<sup>th</sup> scale gas tank set at my local hobby store. And they actually look pretty good and fit all most perfect. I just had to use some spare styrene to make a mounting point.



Using some round styrene I made a crash guard... not sure I like the way it came out, I may look into making something like a snow plow instead.

That is it for now :)



## Hasegawa 1/72 Buffalo

### Mike Hinderliter

#### B-239 Buffalo 'Finnish Air Force Aces Combo Part 2'

Scale: 1/72

Reviewed by: Mike Hinderliter IPMS # 45124

Product/Stock #: 02229

MSRP: \$53.00

Company: Hasegawa

Company Website: Provided by: Hobbico

<http://www.hasegawa-model.co.jp/>

Provided by Website: <http://www.hasegawausa.com/product-pages/hsgs2229.html>



The B-239 Finnish Brewster Buffalo was an export version of the F2A-1 U.S. Navy Buffalo that was de-navalized by removing the tailhook, life-raft containers, cockpit armor and not having self sealing fuel tanks. They were then equipped with a lower horse power engine. All of these changes made for a lot lighter and maneuverable aircraft.

This kit is a re-release of their earlier kit and is the 2<sup>nd</sup> set from the original Finnish Aces combo, designated as Part 2. This time it includes 2 kits like Part 1 and a new set of decals with 3 different paint schemes from Aces of the Finnish Air Force. There are 8 sprues of parts with 12 extra parts that would be used for different versions; these are perfect for adding to the spares box. The decal options in this kit are:

LeLv 24, Pilot Major Eino Luukkanen, Nov.1942

LeLv 24, pilot W. O. Eino Ilmari Juutilainen, March 1942

LeLv 24, Pilot Lt. Hans Wind, January 1943



The Hasegawa instruction sheet is very organized. It is divided into 5 sections front and back and folded to open out into 4 pages. The first section is the cover sheet that has the aircraft picture and information on the aircraft. The second section shows the sprues part layout and the parts that aren't needed are shaded. Under the picture it has a color chart with the colors that will be needed. The colors are listed for GSI CREOS Aqueous Hobby Color and MR Color, some of the colors also have FSM numbers. Section three is the Build instructions and a key at the top that shows what different symbols mean while you are building. This kit is built using 8 steps.

The fourth section is the markings and painting section showing all the views for the 3 options that you get. On the last section it has the decal steps and warnings. One thing that I never really paid attention to, until now, was the 2 small scan boxes. I used my cell phones QR reader app and it takes you to the Hasegawa web page and the one in the decal section went to their "how to decal" part of their web site that has a small movie on decaling. This was a nice addition to the instructions.



## Hasegawa 1/72 Buffalo

### Mike Hinderliter

For this review I chose option 1. I wasn't feeling too confident on doing the white camouflage but option 1 was more to my liking only using the green and black upper and gray undersides. I used Testers Model Master paints except for the wheels where I used Tru Color grimy black. The aircraft also has yellow theater markings like the Germans used for the Russian front.



The build was very enjoyable with no fit issues and barely any filler is needed. The only problem I can note is that part A3 and A4 are a little high causing the canopy not to go down flush but its nothing that a little sanding couldn't fix. The decals worked very well with the Micro Sol/Set system. They do include blue crosses if you don't want to use the blue swastikas.

I highly recommend this kit. It's well made and is probably one of the best representatives of the Brewster Buffalo out there. Thanks to Hasegawa and Hobbico for providing this kit, and to IPMS USA for the opportunity to review it.



## Secretary's report

Hal Sanguinetti

President Tim Bongard opened the September meeting at 7:04 to a very full house. We had one new visitor, who had returned to the Valley after an absent of about 30 years from Central Texas.

Don Stewart told us about the model kits for the raffle tonight. Bill reported that our finances are back on track, thanks to the sale of the scrapers at the National. He made a request for members to purchase a trophy package for Modelzona, which is coming up in November, as always. Pat spoke on membership issues, which included news that next month we'll have a signup sheet for name tags. There was a good turnout for the contest again, and next month's contest is "Animal House", any model that has an animal name. We've had over 250 models on the table since the beginning of the year. Wendell talked about Modelzona, which is going to be here before you know it. We need judges and trophy sponsor packages. If you trophied at the Nationals, you'll still eligible to enter it at Modelzona, so please bring them. There will be at least one display table.

Dianne Much discussed what she'd found out about the Xmas party. She went over the criteria and explained the requirements. Dates are going fast, so we've got to get going on this. The prospective candidates at this point will be listed on the website shortly.

Laurie Rice-Henthorn reported on the success of the National's Hospitality Suite, which was such a success that it generated a small profit for the club of \$78 - and Laurie & Kevin decided to round it off to an even \$100. Thanks very much! Let's hope National picks up on this idea.

Tim related that the club website has been updated, both with info on Modelzona and some new features as well.

Brian Baker won the contest with his Fokker Eindecker WW1 model.



# Membership

**For only \$1 a month you get all of this**

- . Monthly club newsletter**
- . Discounted club T-shirts**
- . Modelzona**
- . Monthly Raffle Prizes**
- . Monthly contest awards**
- . Annual club Christmas party**
- . And more**

**Remember that you have to be a member in good standing to win competitions and vote for anything that the club brings to the table. So Make sure to see Treasurer, Bill Dunkle, at the club meeting to sign up for membership**



# EDITORS CORNER

## BY LYN GORTON

Well here we are in October, I must say the time has gone really quickly this year, but as they say when you are over the hill you pick up speed. More to the point winter nights can accommodate a lot more modeling when you are not dripping all over your work due to A/C failures so I always regard winter as prime model making time.

I was trying to find some inspirational pictures this month but all I could think of was Halloween so I found some suitable subjects.

Why not try something different, maybe we should have another challenge along the lines of building outside of your comfort zone—there is a lot out there and it is always fun to try something different.





## EDITORS CORNER

**Subject:** [Modern-Air-Forces] 56FW flagship aircraft will bear the Luke100 years



## CONTENT NEEDED!!!!



The Corsair needs your help! To keep this newsletter filled with all the great content, I need your help with content. Here are some useful items that I can use to put together future issues each month:

- Kit reviews/In-box reviews
- Website links
- Modeling related articles
- Commentary and featured columns
- Neat, strange or otherwise shareable pictures
- Book reviews
- Trip and vacation write-ups

Anything you have can be used. Don't hesitate. Even a few paragraphs are great.





## NEWS ITEM

News Clip from Ed Kucharski

### **Boeing Wins U.S. Air Force T-X Pilot Training Program Contract \$9.2 billion award funds 351 jets, 46 simulators and associated ground equipment**

ST. LOUIS, Sept. 27, 2018 — U.S. Air Force pilots will soon train for combat with T-X jets and simulators from Boeing.

“Today’s announcement is the culmination of years of unwavering focus by the Boeing and Saab team,” said Leanne Caret, president and CEO, Boeing Defense, Space & Security. “It is a direct result of our joint investment in developing a system centered on the unique requirements of the U.S. Air Force. We expect T-X to be a franchise program for much of this century.”

Boeing and its risk-sharing partner Saab designed, developed, and flight tested two all-new, purpose-built jets — proving out the system’s design, repeatability in manufacturing and training capability.

“This selection allows our two companies to deliver on a commitment we jointly made nearly five years ago,” said Håkan Buskhe, president and CEO of Saab. “It is a major accomplishment for our partnership with Boeing and our joint team, and I look forward to delivering the first trainer aircraft to the Air Force.”

Boeing is now clear to begin placing orders with its suppliers, including Saab. More than 90 percent of Boeing’s offering will be made in America, supporting more than 17,000 jobs in 34 states.

Saab serves the global market with world-leading products, services and solutions within military defense and civil security. Saab has operations and employees on all continents around the world. Through innovative, collaborative and pragmatic thinking, Saab develops, adopts and improves new technology to meet customers’ changing needs.

For more information on Defense, Space & Security, visit [www.boeing.com](http://www.boeing.com).

**2018 CLUB MEETING CALENDAR**

All meetings held at American Legion Post #1, 364 N. 7th Ave., Phoenix, AZ 85003

**JANUARY 2018**

Tuesday 2nd, 7pm  
Seminar/Speaker: Tim Bongard  
Thermoforming and de-stressing plastic

**JULY 2018**

Tuesday 10th 7pm  
Seminar/Speaker: Nationals Group  
Build—Bring your models

**FEBRUARY 2018**

Tuesday 6th 7pm  
Seminar/Speaker: Ethan Dunsford  
Why Tanks ?

**AUGUST 2018**

Tuesday 7th, 7pm  
Seminar/Speaker: TBA

**MARCH 2018**

Tuesday 6th, 7pm  
Seminar/Speaker: Lyn Gorton  
Some British Airfields, their history  
and exhibits.

**SEPTEMBER 2018**

Tuesday 4th, 7pm  
Seminar/Speaker: TBA

**APRIL 2018**

Tuesday 3rd 7pm  
Seminar/Speaker: Tim Bongard  
3D Printing Demo

**OCTOBER 2018**

Tuesday 2nd, 7pm  
Seminar/Speaker: TBA

**MAY 2018**

Tuesday 1st, 7pm  
Seminar/Speaker: Pat Arnold  
Judging 101

**NOVEMBER 2018**

Tuesday 6th, 7pm  
Seminar/Speaker: TBA

**JUNE 2018**

Tuesday 5th, 7pm  
Seminar/Speaker: TBA

**DECEMBER 2018**

Tuesday 4th, 7pm  
Event: New Kit White Elephant  
Exchange



## Raffle Update

# October Raffle Items

Tickets are \$1 or six for \$5.

- Item A: Kitech 1/800 CV-64 USS Constellation
- Item B: Takom 1/35 V-2 Missile
- Item C: Fujimi 1/48 Bell AH-1S Cobra Step III Helicopter
- Item D: Tamiya 1/35 German Panther Ausf G
- Item E: Accurate Miniatures 1/48 Ilyushin Il-2 Stormovik
- Item F: Italeri 1/72 A-7D "SLUFF"
- Item G: Tamiya 1/24 Lotus Super 7 Series II
- Item H: New Item from Hobby Depot

## UPCOMING EVENTS

November 3rd Modelzona  
December 7th Xmas Party

## IPMS Phoenix / Craig Hewitt Chapter

The club meets at 7pm on the first Tuesday of each month at the American Legion Post #1 in Phoenix. Check the club website at [www.ipms-phoenix.org](http://www.ipms-phoenix.org) for more meeting info.

### **American Legion Post #1**

364 N. 7th Ave.  
Phoenix, AZ 85003

The post is located South of I-10 just a few blocks North of Van Buren. Look for the huge American flag.

### Chapter Officers

President.....	Tim Bongard.....	<a href="mailto:tim@tsbongard.com">tim@tsbongard.com</a>
Vice President.....	Don Stewart .....	<a href="mailto:snpcw13@gmail.com">snpcw13@gmail.com</a>
Secretary .....	Hal Sanguinetti .....	<a href="mailto:Diggerboi2@gmail.com">Diggerboi2@gmail.com</a>
Treasurer .....	Bill Dunkle.....	<a href="mailto:bdunkle@msn.com">bdunkle@msn.com</a>
Member At Large.....	Lyn Gorton .....	<a href="mailto:lyngorton@hotmail.com">lyngorton@hotmail.com</a>
Membership Coordinator	Patrick Arnold.....	<a href="mailto:only1troll@yahoo.com">only1troll@yahoo.com</a>
Webmaster.....	Craig Bucklin.....	<a href="mailto:webmaster@ipms-phoenix.org">webmaster@ipms-phoenix.org</a>
Newsletter Editor .....	Lyn Gorton .....	<a href="mailto:lyngorton@hotmail.com">lyngorton@hotmail.com</a>



## Useful Links

Bjorn Jacobsen—Aircraft Dioramas—[www.dioramas-and-models.com](http://www.dioramas-and-models.com)  
Plasmo—good visual instructions on “You Tube”—just search for plasmo  
Kittyhawk replacement parts—[Sophialynn@gmail.com](mailto:Sophialynn@gmail.com)  
Trumpeter replacement parts—[Joanna@trumpeter-china.com](mailto:Joanna@trumpeter-china.com)  
Revell Germany—[Amortimer@Revell.De](mailto:Amortimer@Revell.De) (Annette Mortimer)  
Special Hobby—[www.specialhobby.Ev/contact](http://www.specialhobby.Ev/contact)  
Tamiya—[US\\_support@Tamiya.com](mailto:US_support@Tamiya.com)  
[MRCsupport@modelrectifier.com](mailto:MRCsupport@modelrectifier.com)  
Rivet detail and schematic drawings—[www.airwar.ru](http://www.airwar.ru)  
Fine Scale modeling techniques <http://paulbudzik.com>  
“How to “Videos—[Youtube.com/Andyshobbyheadquarters](https://www.youtube.com/Andyshobbyheadquarters)

If you have a good reference site let me have a brief description and a web address and we will keep this list as a reference.

## Join the **IPMS/USA!**

\$30 annual membership includes a one year subscription to the IPMS Journal. Visit [www.ipmsusa.org](http://www.ipmsusa.org) to download a membership form. Or you can write to:



IPMS/USA National Office  
P.O. Box 56023  
St. Petersburg, FL 33732-6023

Membership also gives you access to the online Discussion Forum, where you can exchange ideas and information with other members of IPMS.



## CONTENT NEEDED!!!!

The Corsair needs your help! To keep this newsletter filled with all the great content, I need your help with content. Here are some useful items that I can use to put together future issues each month:

- Kit reviews/In-box reviews
- Website links
- Modeling related articles
- Commentary and featured columns
- Neat, strange or otherwise shareable pictures
- Book reviews
- Trip and vacation write-ups

Anything you have can be used. Don't hesitate. Even a few paragraphs are great.



# SUPPORT YOUR LOCAL HOBBY SHOP!



RIGHT  
STUFF,  
RIGHT PRICE

[www.thehobbydepot.com](http://www.thehobbydepot.com)

216 W. Southern Ave.  
Tempe, AZ 85282



**Rhino's**  
Hobby Tools  
& More

Rhino's Hobby Tools & More

Michael Ronnau  
cactus\_rhino@cox.net

[www.airline-hobby.com](http://www.airline-hobby.com)

*Your One Stop Source for  
Scale Model Airliner Kits, Decals,  
Diecasts and Accessories*

**HOBBY BENCH**

2 Great Locations!

8058 N. 19th Ave.  
NW corner  
19th Ave. & Northern  
602-995-1755

4240 W. Bell Rd.  
NE corner  
43rd Ave. & Bell  
602-547-1828



**ANDY'S HOBBY  
HEADQUARTERS**



15224 N. 59th Avenue, Suite 12  
Glendale, AZ, 85306  
tel. (602) 439-1456

*Avalon*  
*Books and Hobbies*

1510 N. Scottsdale Rd.  
Tempe, AZ 85281  
(480) 994-2263

**space in miniature**

Space modeling reference books  
by Mike Mackowski.

[www.spaceinminiature.com](http://www.spaceinminiature.com)



THE MAD MEATBALL

**MIKE CHOLEWA**

**602-944-4096**

"DEALER IN PRE-OWNED PLASTIC"

12629 NORTH 21ST DRIVE PHOENIX, AZ 85029