



Felony Level Sex Offenses

2019

Crime in Alaska Supplemental Report

Division of Statewide Services
Criminal Records & Identification Bureau
Lisa Purinton, Bureau Chief

Table of Contents

Program Overview	3
2019 Statewide Summary	4
Northern Alaska	5
Western Alaska	6
Southcentral Alaska	7
Southeast Alaska	8
Anchorage Alaska.....	9
Specialized State Agencies	10
Rate of Incidents	11
Reported Victim Demographics	12
Reported Suspect Demographics	13
Population Comparison	14
Reported Victim Suspect Racial Comparison.....	15
Victims 0-10 Years Old	16
Victims 11-17 Years Old	17
Victims 18+ Years Old	18
Reported Supplemental Data.....	19
Reported Statutory Offenses.....	20
Sexual Abuse of a Minor.....	20
Child Pornography.....	20
Prostitution & Sex Trafficking.....	20
Sexual Assault.....	20

2019 FELONY LEVEL SEX OFFENSES

Program Overview

The Department of Public Safety (DPS) is tasked with collecting information on felony level sex offenses reported to state and local law enforcement agencies, as defined by Alaska Statute (AS) 12.63.100, and as required by AS 12.62.130. This is a required reporting program for state and local law enforcement agencies and is in addition to the requirements for Uniform Crime Reporting (UCR).

The Felony Sex Offense (FSO) database is a repository maintained by DPS for state and local law enforcement agencies to record reports of felony level sex offenses within their jurisdiction based on State of Alaska statutes. Data elements collected include victim and suspect demographics, victim/suspect relationships, offense location, weapon type used, and the associated statute violation.

Caution should be exercised in comparing data between Felony Sex Offense statistics, Uniform Crime Reporting, and the Alaska Victimization Survey; they are separate data collection efforts with different methodologies in aggregating incidents, offenses, and victims.

The [Uniform Crime Reporting \(UCR\) Program](#) is a nationwide cooperative effort by federal, state, city, county and tribal law enforcement agencies to report data on crimes reported in their jurisdiction. The national program is managed and maintained by the Federal Bureau of Investigation (FBI). Since June of 1982, the Department of Public Safety (DPS) has administered the UCR Program for the State of Alaska. The current UCR program data collection methodology is focused on the number of times a person is victimized, while the FSO program focus is to collect information about an incident. For example, a person sexually assaulted multiple times by a single offender would likely result in multiple rape offenses reported to the UCR program, but the same situation would be reported in the FSO database as one incident with a single victim and multiple statute violations reported. Additionally, the FSO database can capture data elements for each reported sex offense not currently captured through the UCR program such as victim and suspect demographic information, victim and suspect

relationship information, weapon type, and location of the assault. Noting this difference in data collection methodology, the most recent UCR figures reported in the [2019 Crime in Alaska Publication](#) show a 7.3% percent decrease in rape offenses reported to law enforcement from 2018 to 2019.

In 2009, the Alaska Senate Judiciary Committee tasked the legislature to fund a victimization survey to determine the rate of both reported and unreported sexual assaults in Alaska. [The Alaska Victimization Survey](#) (AVS) is conducted by the University of Alaska Anchorage Justice Center, with oversight by the Council on Domestic Violence and Sexual Assault (CDVSA), a council within DPS. The survey is modeled after the national survey conducted by the Centers for Disease Control and Prevention. The AVS is comprised of a telephone survey of adult women aged 18 and over; the UCR program and the FSO database collect all offense and incident information reported to law enforcement. Noting this difference in data collection methodology, the most recent AVS results from 2015 show a decline in intimate partner and sexual violence since 2010.

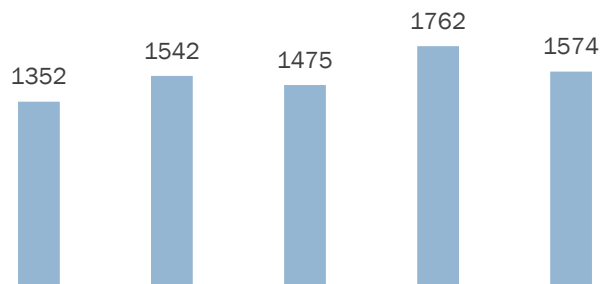
It is important to note the incidents reported to the FSO program were documented at the initial reporting stage of the investigation by law enforcement. Agencies are instructed to report information when a felony level sex offense becomes known to law enforcement. The FSO database does not currently track the life cycle of an incident, but it does provide insight into the volume and type of felony level sex offenses being reported to law enforcement.

Additionally, some data elements of a reportable incident are optional. Not all reported incidents will include location, weapon, relationship, or victim/suspect demographics, and even when provided, may be reported as unknown as is common with child pornography incidents. A single incident may also involve multiple victims or offenders, as well as multiple statute violations.

This is the fifth year that findings from this database have been published.

FELONY SEX OFFENSE FINDINGS

2019 Statewide Summary



Statewide	2015	2016	2017	2018	2019
Total Incidents	1352	1542	1475	1762	1574
Victims Reported ¹	648 ²	1181	1498	1850	1645
Suspects Reported ¹	691 ²	1007	1455	1789	1641

Quick Facts

> Reports of felony level sex offense incidents decreased 10.7% in 2019 compared to 2018, and the number of reported victims decreased 11.1%.

> The region of Western Alaska reported the highest rate of felony level sex offense incidents statewide, while Southcentral Alaska reported the lowest rate.

> Nearly 52% of all reported victims were juveniles.

> Victims under the age of 11 reported being assaulted by a family member in 54% of reported offenses. Family member for this age group includes siblings, parents, grandparents, and other family relationships.

> Alaska Native females were reported to have the highest victimization rate of any gender or racial group, comprising 50.4% of all reported victims.

> The median age of female victims was 18, while the most common age was 15.

> The median age of male victims was 10, while the most common age was 5.

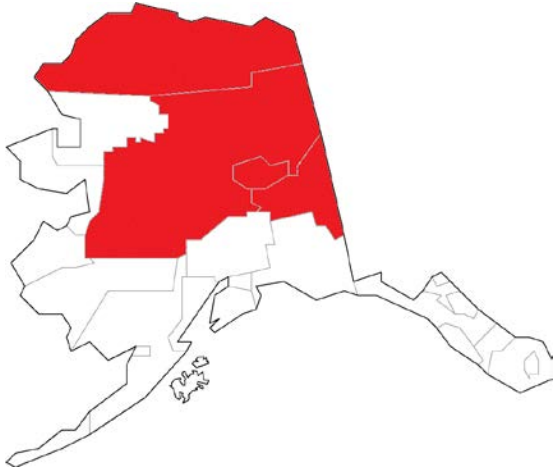
> In the reported relationships between the victims and suspects, 11% identified the suspect as a stranger. With victims under the age of 11, less than 2% of the reported relationship involved a stranger, whereas 17% of victims aged 18 and over reported the suspect was a stranger.

¹ Not all reported incidents included victim demographics. Some incidents involve multiple victims and/or multiple suspects.

² In 2015, the Anchorage Police Department reported only the number of incidents with the corresponding statute violation and did not include victim, suspect, location, relationship, or weapon data.

FELONY SEX OFFENSES BY GEOGRAPHIC AREA

Northern Alaska



15

Most Common Victim Age

25

Most Common Suspect Age

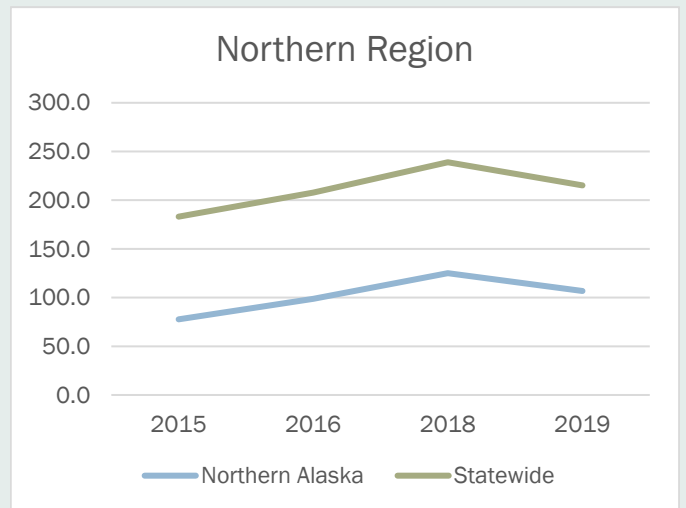
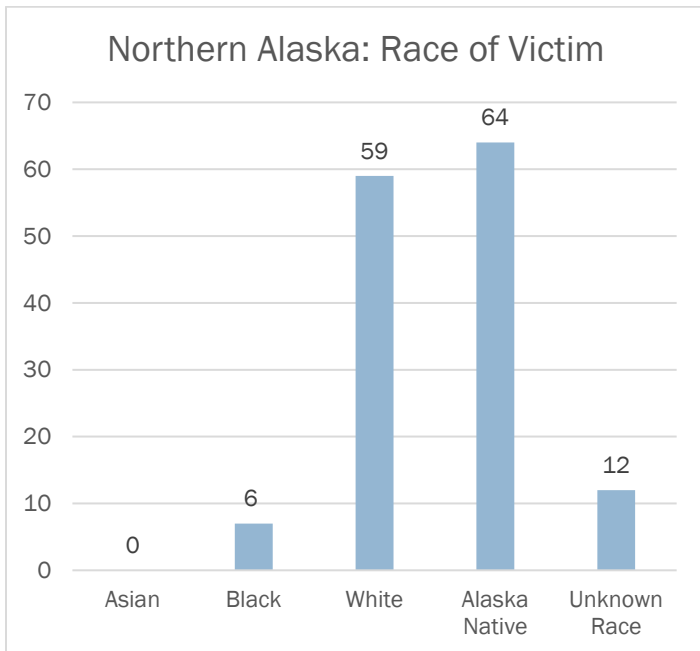
2019 Population (120,901) Includes:

- Denali Borough
- Fairbanks North Star Borough
- North Slope Borough
- Southeast Fairbanks Census Area
- Yukon-Koyukuk Census Area

Reporting Agencies

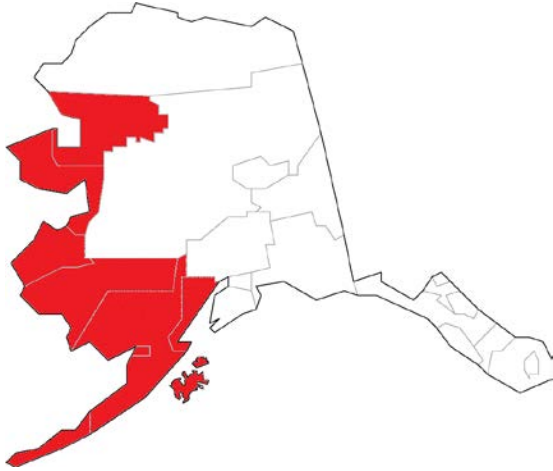
- Alaska State Troopers D Detachment (servicing Utqiagvik, Cantwell, Delta Junction, Fairbanks, Galena, Healy, Nenana, Northway, Tok)
- Fairbanks Airport Police Department
- Fairbanks Police Department
- North Pole Police Department
- North Slope Borough Police Department
- University of Alaska Fairbanks Police Department

Rate Per 100,000 Population of Felony Level Sex Offenses:



FELONY SEX OFFENSES BY GEOGRAPHIC AREA

Western Alaska



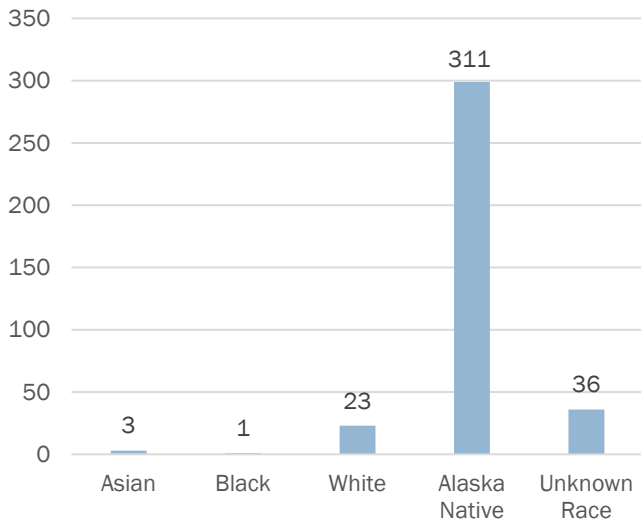
14

Most Common Victim Age

18

Most Common Suspect Age

Western Alaska: Race of Victim



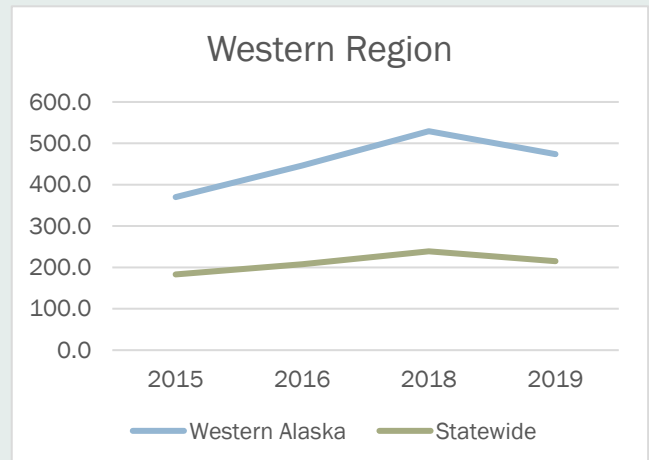
2019 Population (73,638) Includes:

- Aleutians East Borough
- Aleutians West Census Area
- Bethel Census Area
- Bristol Bay Borough
- Dillingham Census Area
- Kodiak Island Borough
- Kusilvak Census Area
- Lake and Peninsula Borough
- Nome Census Area
- Northwest Arctic Borough

Reporting Agencies:

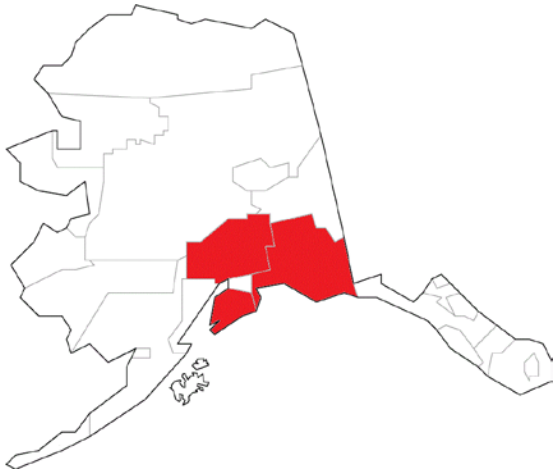
- Alaska State Troopers C Detachment (servicing Aniak, Bethel, Dillingham, Emmonak, Iliamna, King Salmon, Kodiak, Kotzebue, McGrath, Nome, St. Mary's, Selawik, Unalakleet)
- Bethel Police Department
- Bristol Bay Borough Police Department
- Dillingham Police Department
- Kodiak Police Department
- Kotzebue Police Department
- Nome Police Department
- Unalaska Police Department

Rates Per 100,000 Population of Felony Level Sex Offenses:



FELONY SEX OFFENSES BY GEOGRAPHIC AREA

Southcentral Alaska³



16

Most Common Victim Age

17

Most Common Suspect Age

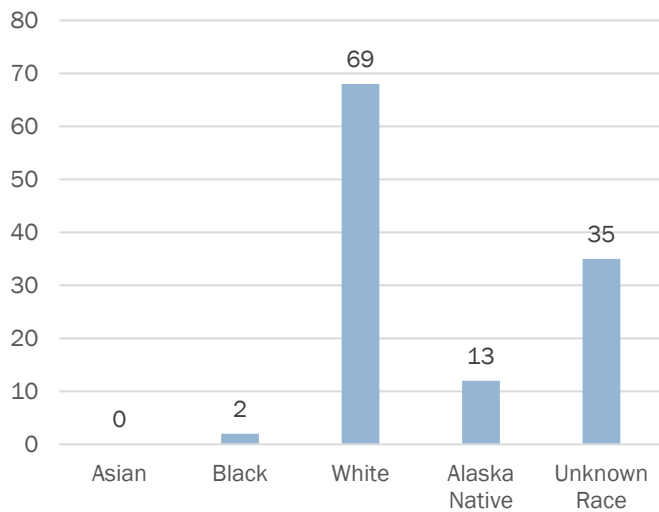
2019 Population (176,227) Includes:

- Kenai Peninsula Borough
- Matanuska-Susitna Borough
- Valdez-Cordova Census Area

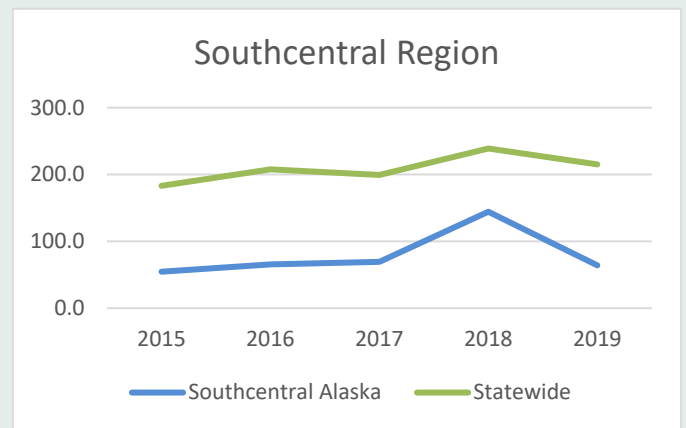
Reporting Agencies:

- Alaska State Troopers E Detachment (servicing Anchor Point, Cooper Landing, Ninilchik, Seward, Soldotna)
- Alaska State Troopers B Detachment (servicing Glennallen, Palmer, Mat-Su West)
- Cordova Police Department
- Homer Police Department
- Kenai Police Department
- Palmer Police Department
- Seward Police Department
- Soldotna Police Department
- Valdez Police Department
- Wasilla Police Department

Southcentral Alaska: Race of Victim



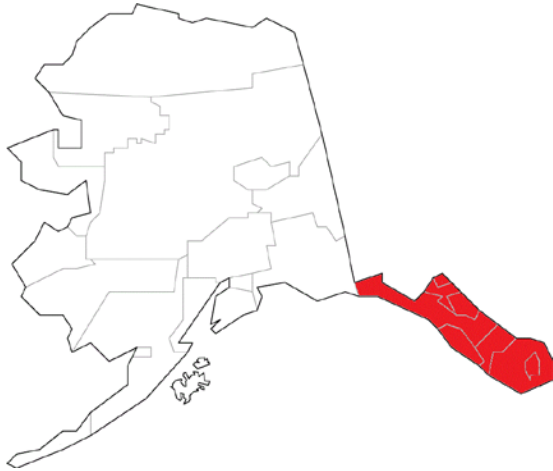
Rates Per 100,000 Population of Felony Level Sex Offenses:



³ Detachment 'E' has been consolidated for management purposes under Detachment A as Detachment A-South, but all incidents occurring in this geographic area are still reported under Southcentral Alaska.

FELONY SEX OFFENSES BY GEOGRAPHIC AREA

Southeast Alaska



14

Most Common Victim Age

13⁴

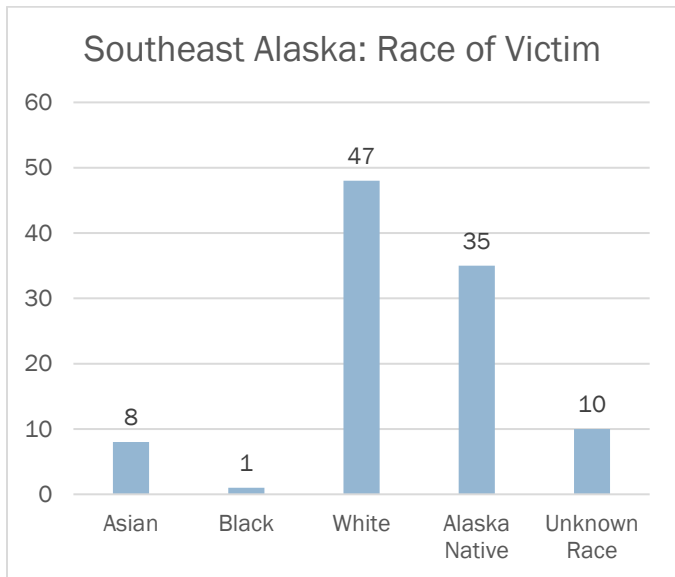
Most Common Suspect Age

2019 Population (72,779) Includes:

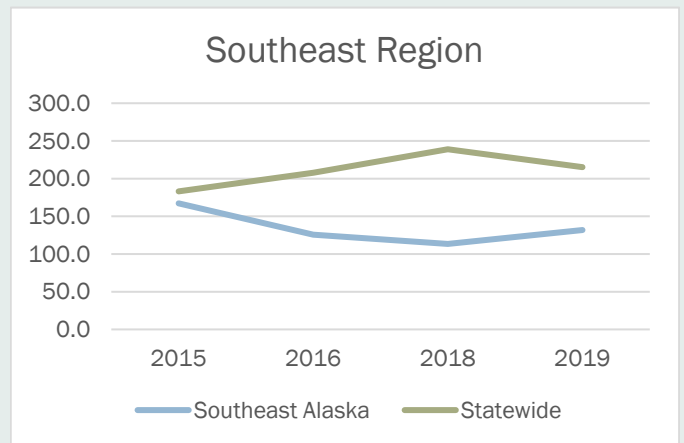
- Haines Borough
- Hoonah-Angoon Census Area
- Juneau City and Borough
- Ketchikan Gateway Borough
- Petersburg Borough
- Prince of Wales-Hyder Census Area
- Sitka City and Borough
- Skagway Municipality
- Wrangell City and Borough
- Yakutat City and Borough

Reporting Agencies:

- Alaska State Troopers A Detachment (servicing Haines, Juneau, Klawock, Ketchikan, Petersburg)
- Craig Police Department
- Haines Police Department
- Juneau Police Department
- Ketchikan Police Department
- Petersburg Police Department
- Sitka Police Department
- Skagway Police Department
- Wrangell Police Department



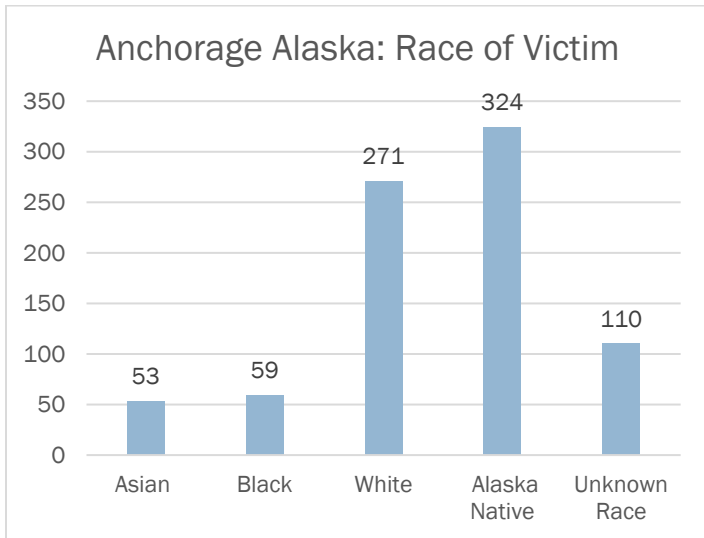
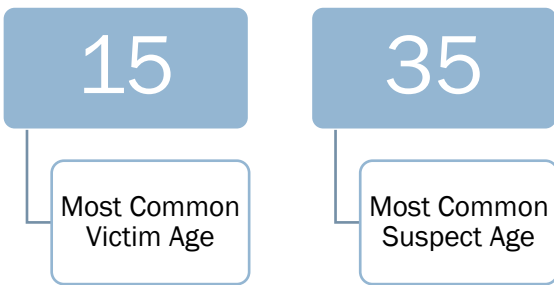
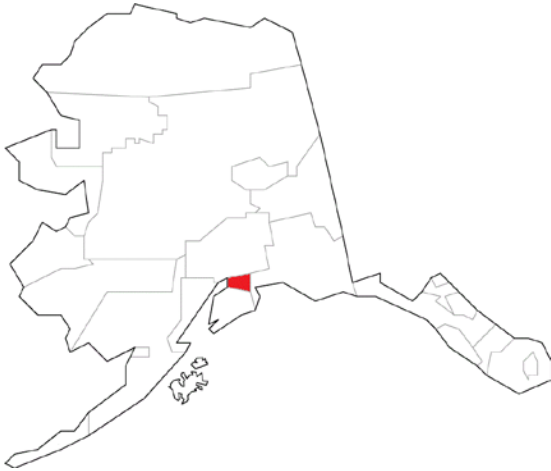
Rates Per 100,000 Population of Felony Level Sex Offenses:



⁴ There were multiple occurrences of the suspect common age (30,18,13) and the youngest was the default selection, with five occurrences for each age group reported.

FELONY SEX OFFENSES BY GEOGRAPHIC AREA

Anchorage Alaska



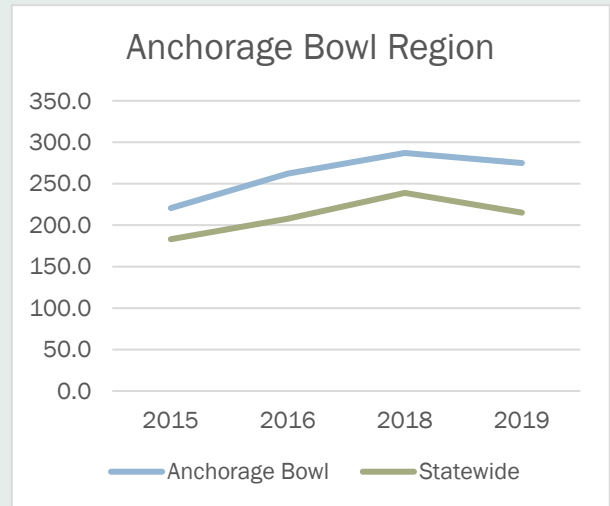
2019 Population (288,000) Includes:

- Anchorage Municipality⁵

Reporting Agencies:

- Anchorage Airport Police & Fire Department
- Anchorage Police Department
- University of Alaska Anchorage Police Department

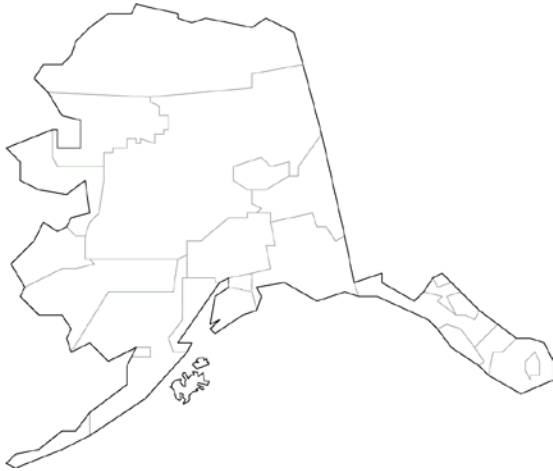
Rates Per 100,000 Population of Felony Level Sex Offenses:



⁵ The population of Girdwood, Eagle River, and Chugiak is included in the total population of the Anchorage Municipality. The Girdwood area is serviced by Whittier Police Department who did not contribute to this data collection, while Eagle River and Chugiak are serviced by the Anchorage Police Department who contributed to the data collection.

FELONY SEX OFFENSES BY GEOGRAPHIC AREA

Specialized State Agencies



17

Most Common Victim Age

18

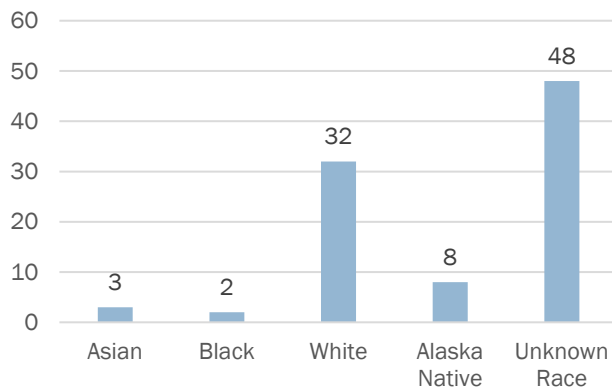
Most Common Suspect Age

Specialized Agencies

- Alaska State Troopers, Alaska Bureau of Investigation
- Alaska Wildlife Troopers

These agencies provide service statewide and do not represent a specified population; therefore, a crime rate is not calculated for these agencies.

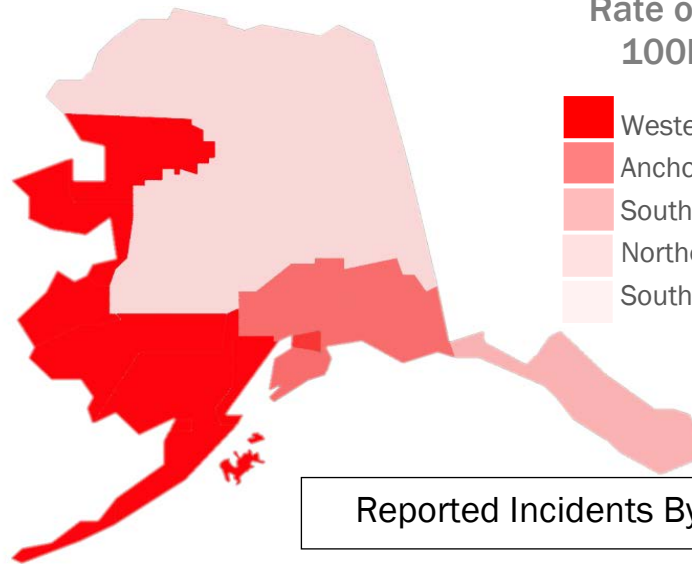
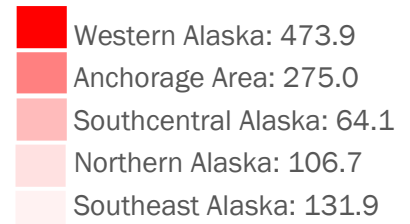
Specialized Agencies: Race of Victim



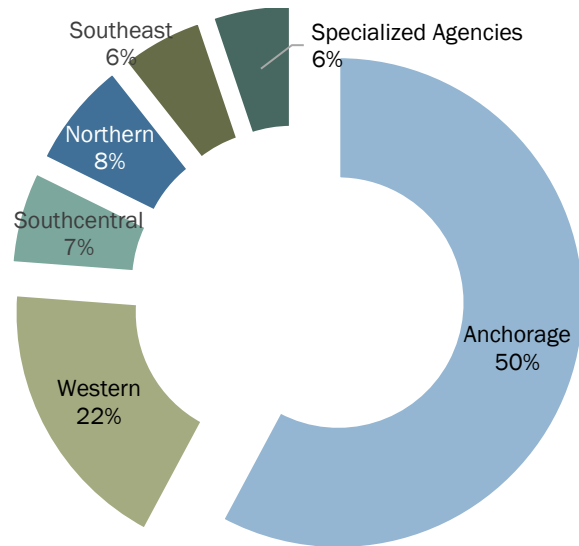
VOLUME AND RATE OF FELONY SEX OFFENSES

Rate of Incidents

Rate of Incidents Per 100K Population



Reported Incidents By Region



While agencies in the Anchorage area reported the highest volume of incidents (50% of the state total), the Western Alaska region reported the highest rate of incidents based on population.

Both the Anchorage area and Western Alaska have reported rates higher than the statewide rate.

Southcentral Alaska reported the lowest rate of any region statewide, and Southeast Alaska reported the fewest number of incidents statewide (excluding the Specialized Agencies).

Region	Incidents 2019 ⁶	2019 Population	Rate per 100K Population
Anchorage Area	792	288,000	275.0
Western Alaska	349	73,638	473.9
Southcentral Alaska	113	176,227	64.1
Northern Alaska	129	120,901	106.7
Southeast Alaska	96	72,779	131.9
Specialized Agencies	95		n/a ⁷
Statewide Total	1574	731,545	215.1

⁶ From US Census Bureau, Cumulative Estimates of Resident Population Change and Rankings: April 1, 2010 to July 1, 2019

⁷ These agencies provide service statewide and do not represent a specified population; therefore, a crime rate is not calculated for these agencies.

VICTIM INFORMATION⁸

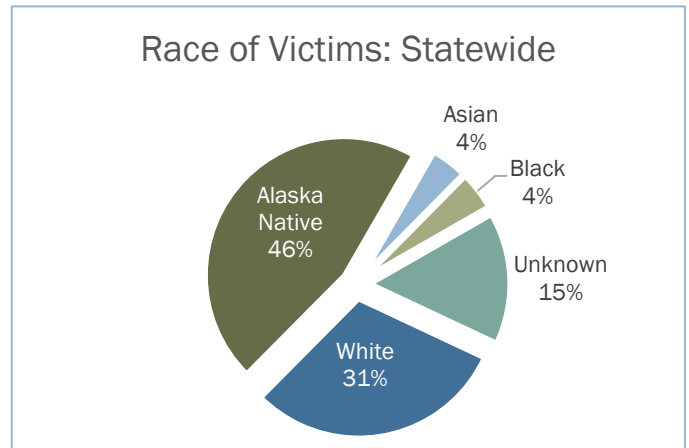
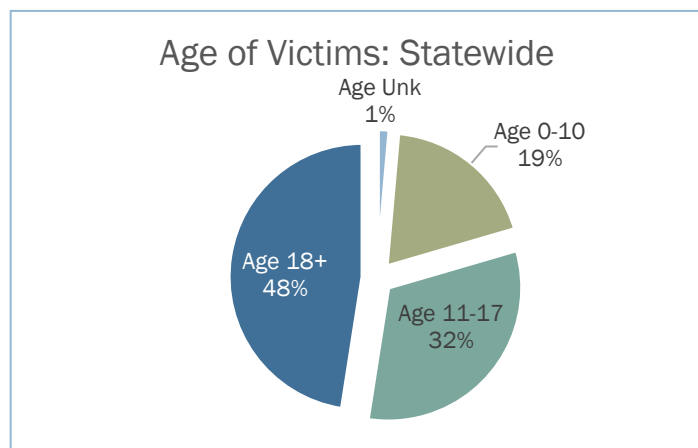
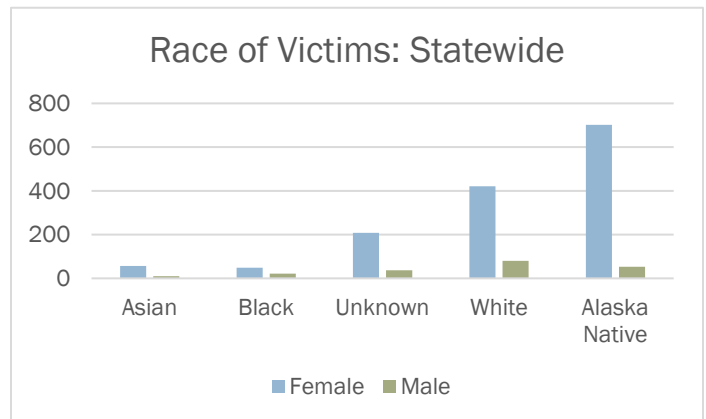
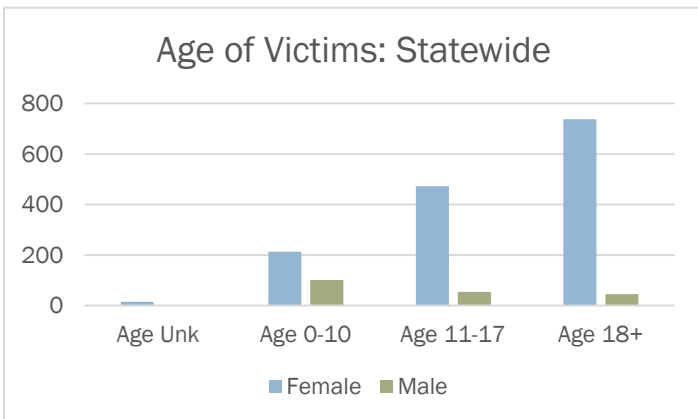
Reported Victim Demographics

Victim Race	Female	Male	Unknown Sex
Alaska Native	702	53	0
White	421	80	0
Race Unknown	208	37	6
Black	49	22	0
Asian	57	10	0

Victim Age Group	Female	Male	Unknown Sex
Age Unknown	15	2	6
Age 0-10	213	101	0
Age 11-17	472	54	0
Age 18+	737	45	0

The median age of female victims statewide was **18** years old, while the most common age was **15**.

The median age of male victims statewide was **10** years old, while the most common age was **5**.



⁸ Not all reported incidents included victim information, and some incidents involved multiple victims. Of the 1574 reported incidents, at least partial data for 1645 victims was provided.

SUSPECT INFORMATION⁹

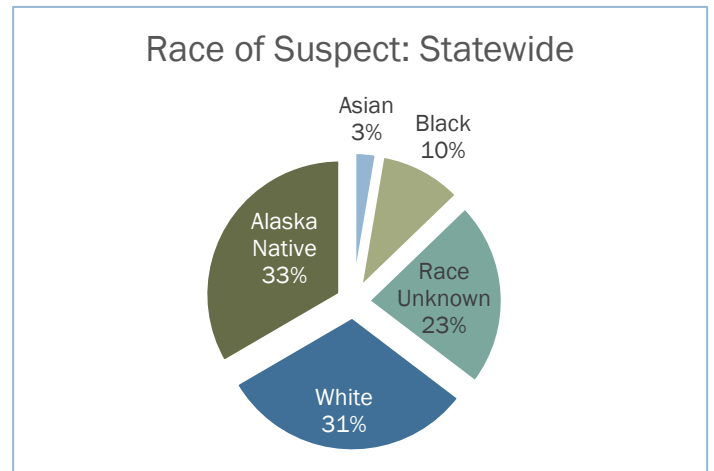
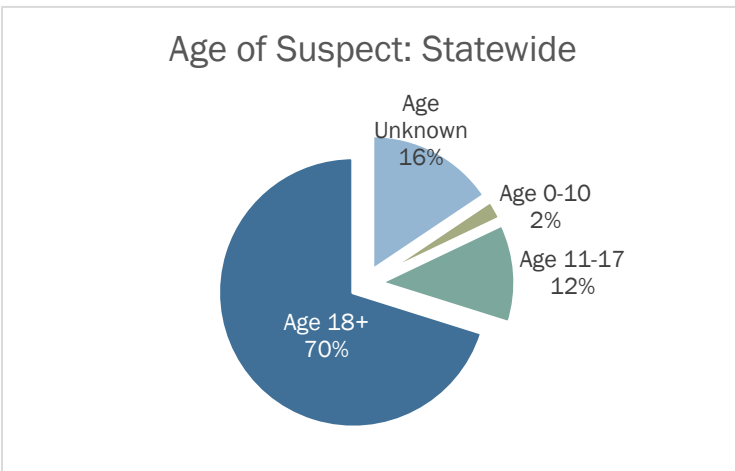
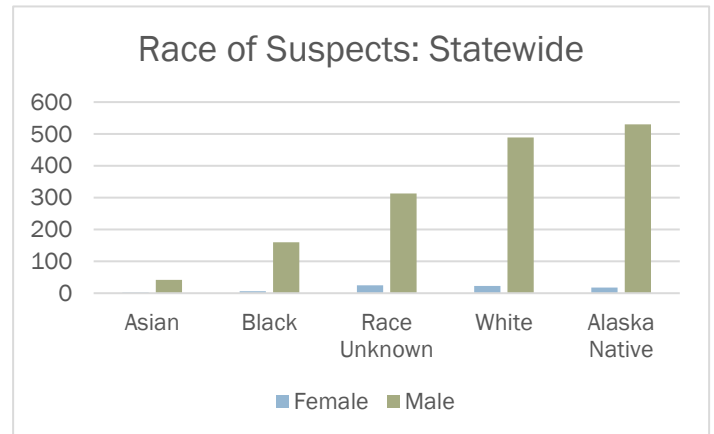
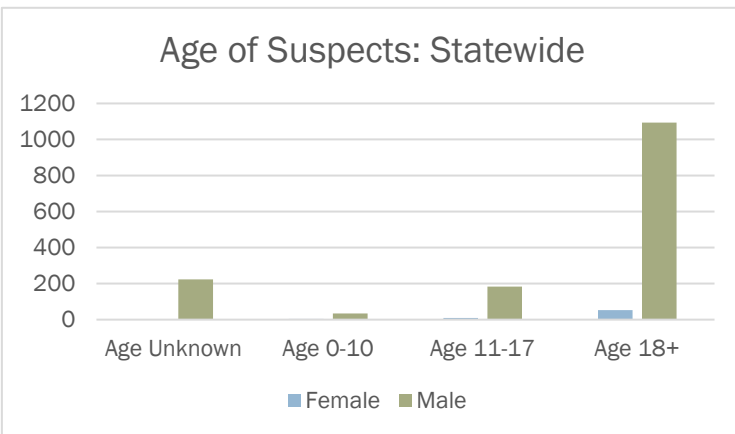
Reported Suspect Demographics

Suspect Race	Female	Male	Unknown Sex
Alaska Native	18	530	0
White	23	489	1
Race Unknown	25	313	32
Black	6	160	0
Asian	2	42	0

Suspect Age	Female	Male	Unknown Sex
Age Unknown	2	223	30
Age 0-10	4	34	0
Age 11-17	9	183	3
Age 18+	53	1094	0

The median age of all male suspects was **31** years old, while the most common age was **18**.

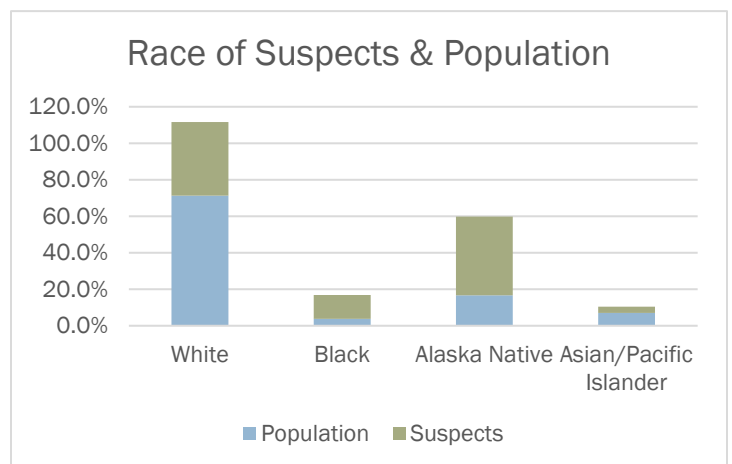
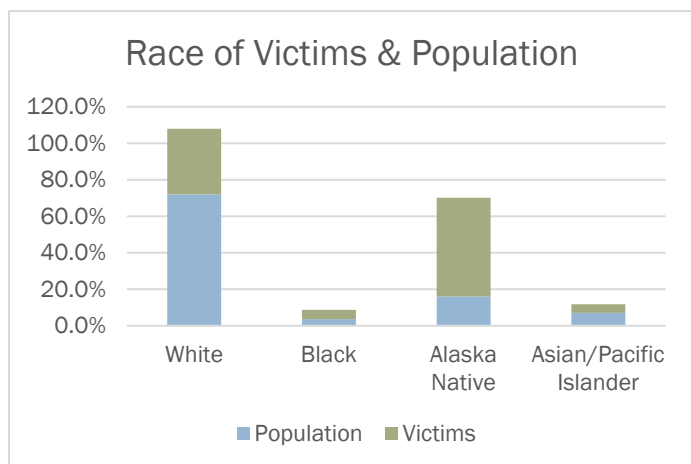
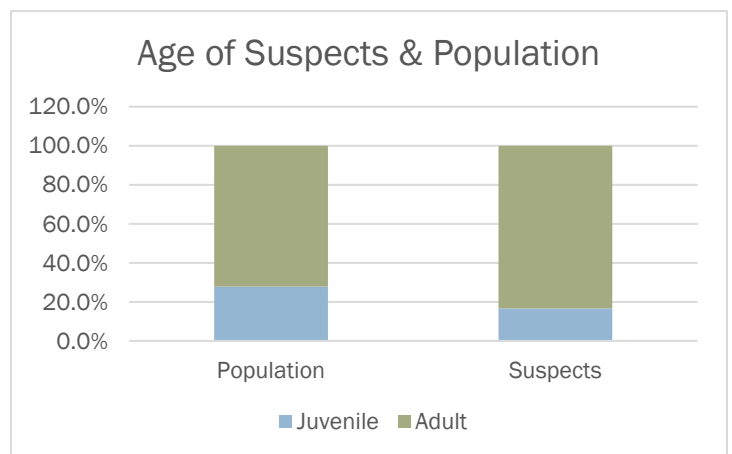
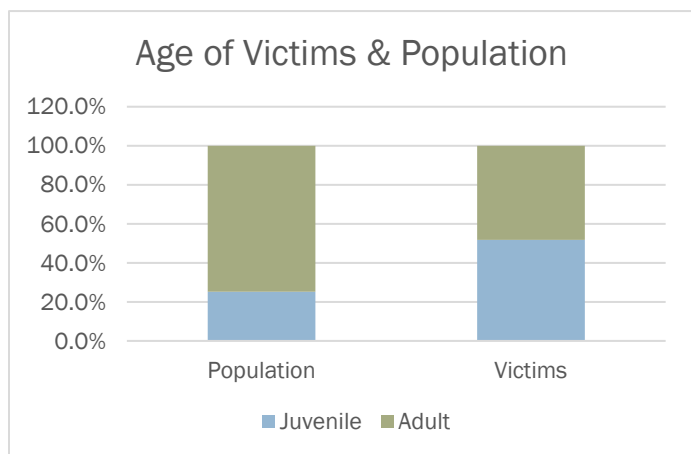
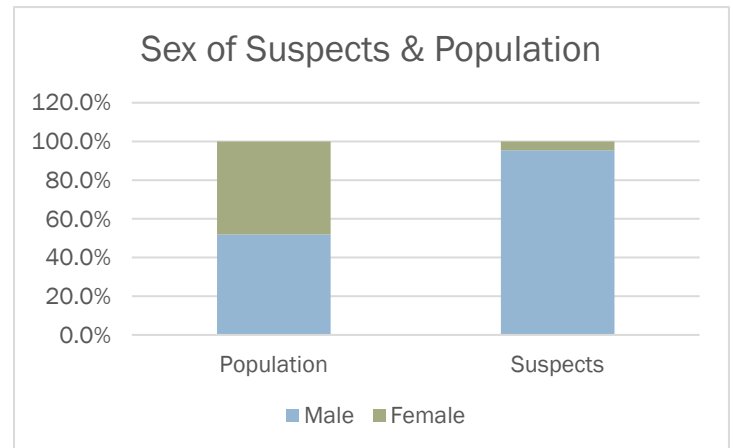
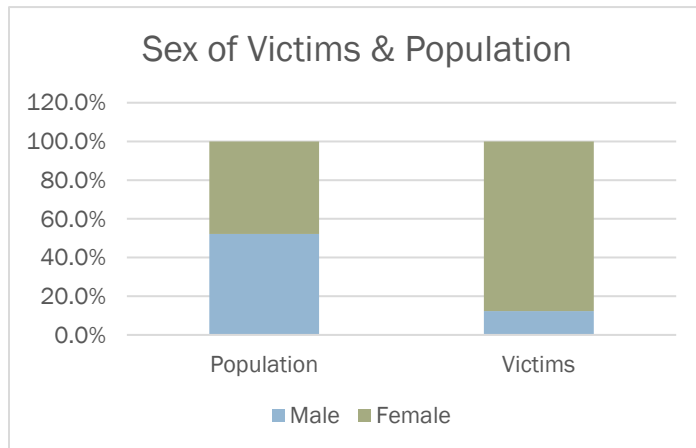
Alaska Native males comprised 34.5% and white males comprised 31.8% of all reported male suspects; race was unknown in 22.5% of reported incidents.



⁹ Not all reported incidents included suspect information, and some incidents involved multiple suspects. Of the 1574 reported incidents, at least partial data for 1641 suspects was provided.

VICTIMS & SUSPECTS RELATED TO POPULATION¹⁰

Population Comparison

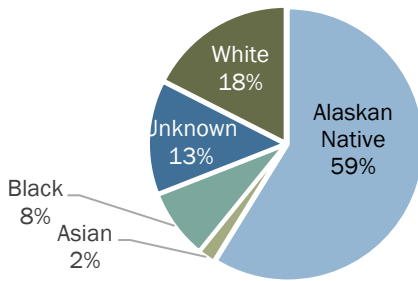


¹⁰ Population demographics from U.S. Census Bureau, [2018 American Community Survey 5 Year Estimates](#). Percentages of race for population does not equal 100.0% to account for multi-race individuals. The Felon Sex Offense (FSO) guidelines advise reporting agencies to report a single race code per individual.

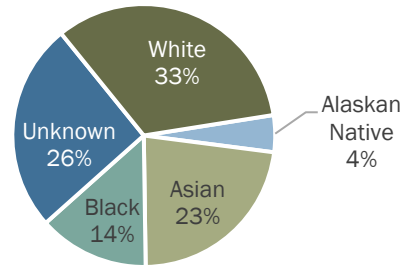
VICTIM/SUSPECT RACIAL RELATIONSHIPS¹¹

Reported Victim Suspect Racial Comparison

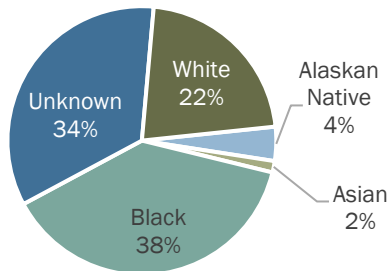
Alaska Native Victim: Suspect Race



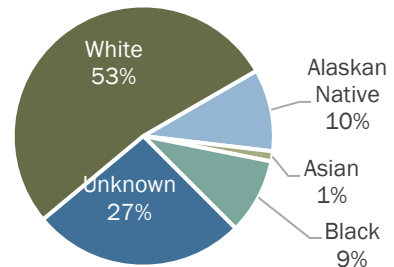
Asian Victim: Suspect Race



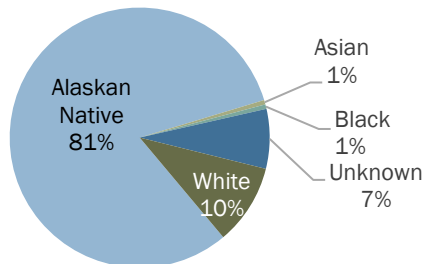
Black Victim: Suspect Race



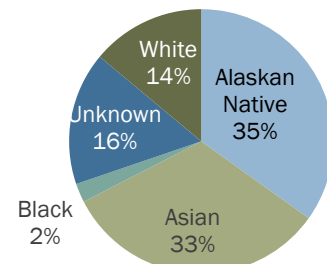
White Victim: Suspect Race



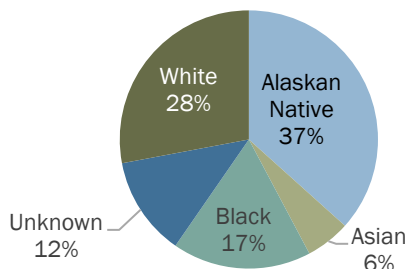
Alaska Native Suspect: Victim Race



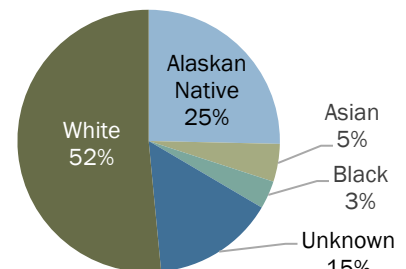
Asian Suspect: Victim Race



Black Suspect: Victim Race



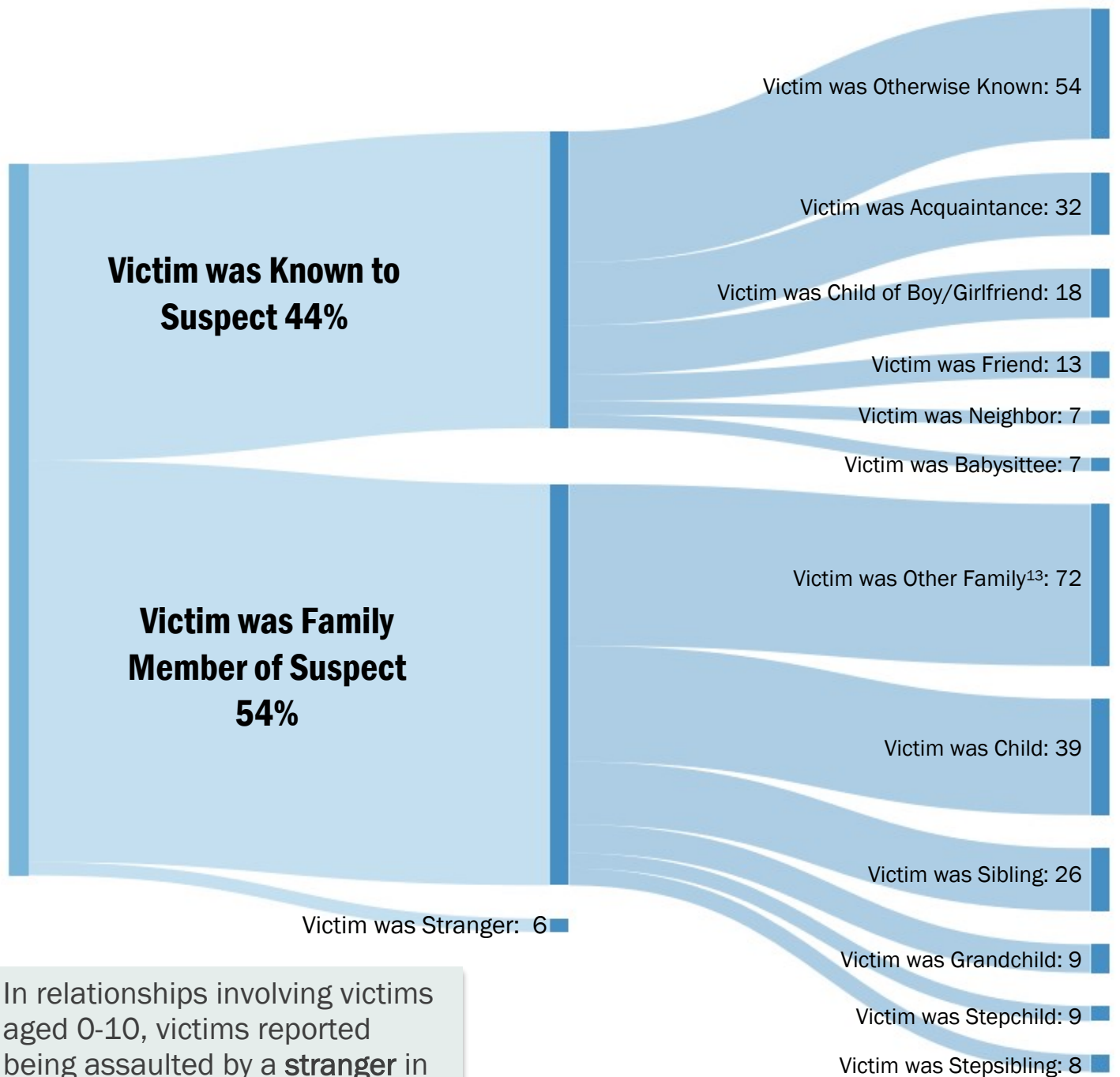
White Suspect: Victim Race



¹¹ Not all reported incidents included suspect or victim demographics, and some incidents included multiple suspects or victims. Of the 1574 reported incidents, at least partial data for 1645 victims and 1641 suspects was provided. Race of suspect for victims with unknown race not included, and race of victims for suspect with unknown race not included.

RELATIONSHIP OF VICTIM TO SUSPECT¹²

Victims 0-10 Years Old¹³



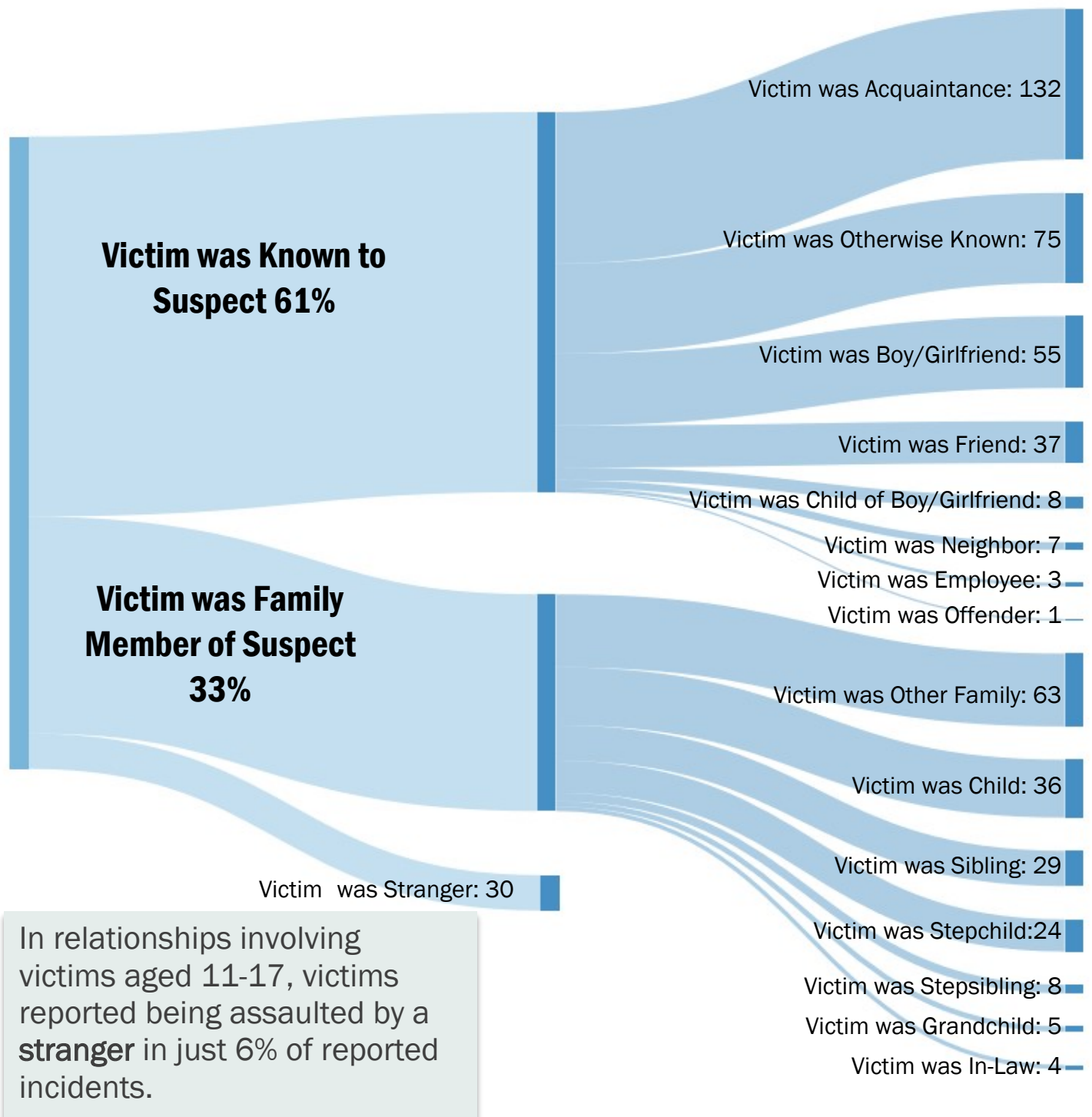
In relationships involving victims aged 0-10, victims reported being assaulted by a **stranger** in just 2% of reported incidents.

¹² Not all reported incidents included relationship data. The number of relationships will not equal the number of victims or incidents; with incidents in which multiple victims or suspects are involved, each victim-suspect pair is counted resulting in more relationships than victims or suspects.

¹³ For purposes of this publication, an "other family member" is defined as any familial relationship excluding a child/parent, grandchild/grandparent, stepchild/stepparent, sibling/step sibling, spouse, or in-law.

RELATIONSHIP OF VICTIM TO SUSPECT¹⁴

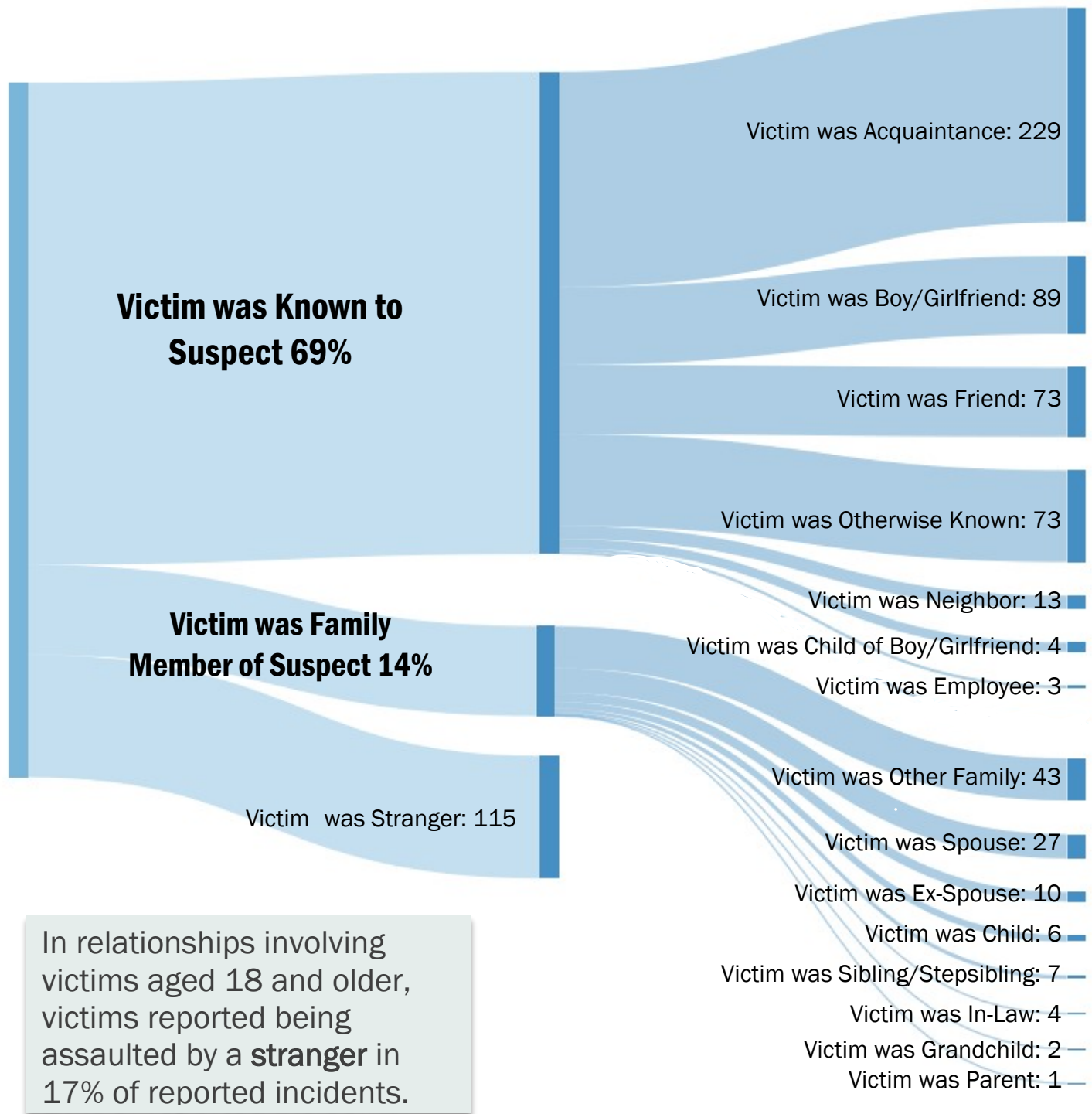
Victims 11-17 Years Old



¹⁴ Not all reported incidents included relationship data. The number of relationships will not equal the number of victims or incidents; with incidents in which multiple victims or suspects are involved, each victim-suspect pair is counted resulting in more relationships than victims or suspects.

RELATIONSHIP OF VICTIM TO SUSPECT¹⁵

Victims 18+ Years Old



¹⁵ Not all reported incidents included relationship data. The number of relationships will not equal the number of victims or incidents; with incidents in which multiple victims or suspects are involved, each victim-suspect pair is counted resulting in more relationships than victims or suspects.

LOCATIONS AND WEAPONS¹⁶

Reported Supplemental Data



74% of incident locations were reported as a residence/home

Locations	
Residence/Home	962
Hotel/Motel/Etc.	65
Field/Woods	44
Highway/Road/Alley/Street/Sidewalk	40
Parking/Drop Lot/Garage	32
School/College	24
Park/Playground	20
Camp/Campground	16
Drug Store/Doctor's Office/Hospital	14
School-Elementary/Secondary	12
Bar/Nightclub	8
Lake/Waterway/Beach	8
Government/Public Building	7
Church/Synagogue/Temple/Mosque	7
Daycare Facility	7
Jail/Corrections Facility	6
Abandoned/Condemned Structure	5
Tribal Lands	5
Commercial/Office Building	4
Restaurant	3
Air/Bus/Train Terminal	3
School-College/University	3
Rental Storage Facility	1
Grocery/Supermarket	1
Shopping Mall	1
Department/Discount Store	1
Specialty Store	1



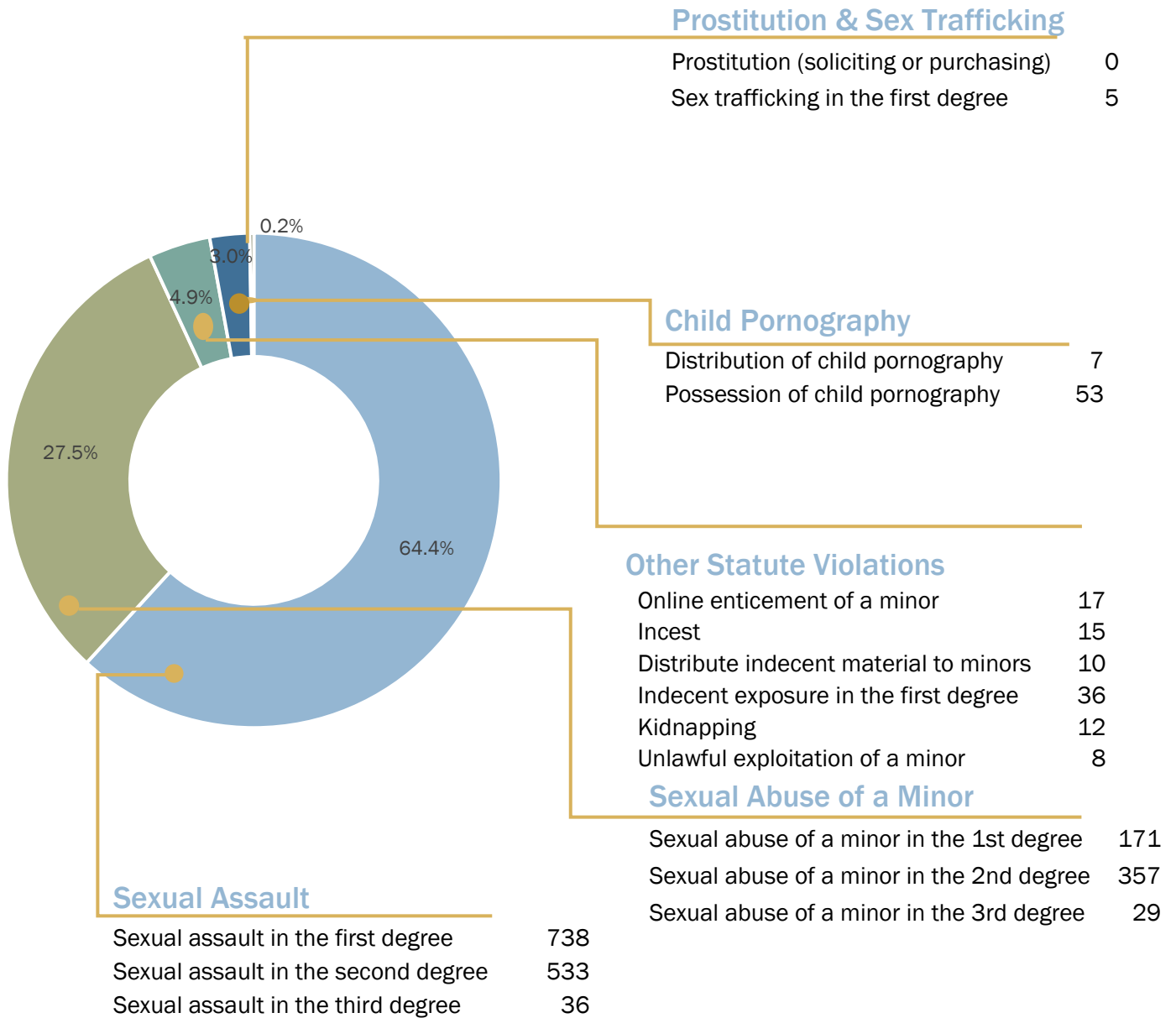
86% of incidents reported did not involve a weapon

Weapons	
None	1066
Personal Weapons	77
Asphyxiation	26
Knife/Cutting Instrument	19
Drugs/Narcotics/Sleeping Pills	18
Other	14
Handgun	12
Firearm	6
Blunt Object	4
Motor Vehicle	3
Fire/Incendiary Device	1

¹⁶ Not all reported incidents included location and/or weapon data. Of the 1574 reported incidents, 1300 locations were provided and identified as other than "Other/Unknown"; 1246 incidents listed weapons other than "Unknown." Location definitions can be found in the FBI's National Incident Based Reporting System [User Manual](#).

STATE STATUTE VIOLATIONS¹⁷

Reported Statutory Offenses



¹⁷ These are counts of potential statute violations reported; there is no direct relationship to victim counts, number of incidents/cases, or actual charges filed.

REFERENCES & FURTHER READING

- Alaska State Legislature, [Statutory Definition of Felony Level Sex Offenses](#)
- Alaska State Legislature, [Statutory Requirement of Reporting Uniform Crime Information](#)
- Bureau of Justice Statistics, [National Crime Victimization Survey \(NCVS\)](#)
- Federal Bureau of Investigation, [Crime in the United States 2019](#)
- Federal Bureau of Investigation, [National Incident Based Reporting - The Structure of Family Violence: An Analysis of Selected Incidents](#)
- Federal Bureau of Investigation, [Sex Offenses Reported via National Incident Based Reporting System in 2013](#)
- Federal Bureau of Investigation, [Uniform Crime Reporting Program's Rape Definition](#)
- State of Alaska Department of Public Safety, [2019 Crime in Alaska Publication](#)
- Department of Public Safety: [Sex Offender/Child Kidnapper Registry](#)
- U.S. Department of Justice: [The Dru Sjojin National Sex Offender Public Website](#)
- University of Alaska Anchorage Justice Center: [Alaska Victimization Survey \(AVS\)](#)