

# Radio Interface Cable

For NCS-C250 Mobile Multi-Switcher

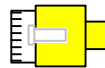
NCS Model Number

## NCS-250-MAA-XX

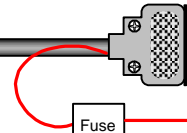
Compatible Radios:

**Spectra (Dash Mount)**

To NCS-C250 Radio  
Input Jack



To Radio Accessory  
Connector

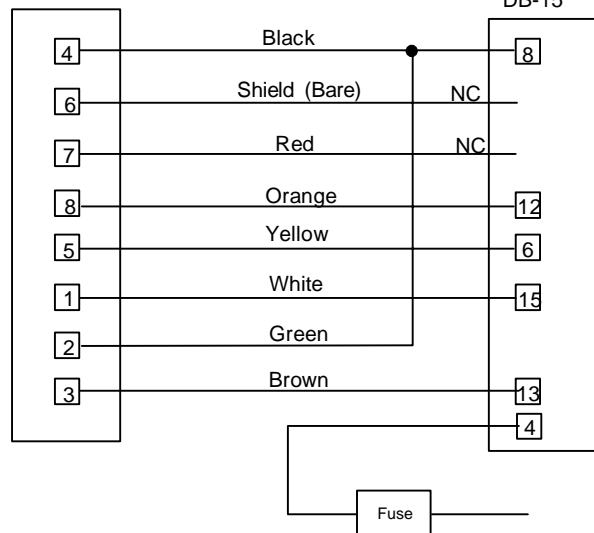


### RJ-45

Pin #	Wire Color	Function
1	White	Mic Hi
2	Green	Mic Lo
3	Brown	PTT
4	Black	Ground
5	Yellow	Rx Audio
6	Shield	Ground
7	Red	NC
8	Orange	COR*

**\* Works only on units with COR  
Option installed**

RJ-45



## Cable Wiring

### Notes:

1. To make the COR signal available on Pin 12 of J2 (Accessory connector) the following modification must be made to the radio:

- Install a jumper between the Audio PA IC (TDA 7256) pin 10 (PA Enable) and J503 pin 19 (VIP Out 1).
- For radios with an HLN-6094B Command board, disregard "A" above and install a jumper between J503 pin 19 and C10 positive side.