

# THE SEDONA ELITE 3200



## THE SEDONA ELITE 3200

OLD WORLD CHARM MEETS NEW WORLD TECHNOLOGY

### FROM THE ROASTMASTERS OF THE PAST...INTO & BEYOND THE PRESENT...

From the Days when craftsmen took pride in their work designing tools and equipment that went far beyond just meeting the needs of the RoastMaster. This is not simply a tool of the trade. The Sedona Elite is a precision tool designed for years of quality roasting using the best in technology in a beautifully crafted machine that is a joy to work with. The best of the past combined with the advancements of today for great tomorrows.

THE ARTISANS AND CRAFTSMAN OF YESTERYEAR MEET THE  
TECHNICIANS OF TOMORROW

**IN GAS & LPG**

[WWW.BUCKEYECOFFEE.COM](http://WWW.BUCKEYECOFFEE.COM)

# THE SEDONA ELITE 3200



R2.5C-X  
烘焙容量：500-3200G

烘焙温度：200-350°C  
R2.5C-X

500-3200 GRAM (17.6OZ TO 112.8OZ) ROAST CAPACITY

## SHAFTLESS INNER POT DESIGN DRUM

\*LASER CUT \*PRECISE POSITIONING \*HIGH TEMPERATURE RESISTANCE  
COMPARE: TRADITIONAL 1 LAYER DRUM TO OUR SHAFTLESS 2 LAYER DRUM



[WWW.BUCKEYECOFFEE.COM](http://WWW.BUCKEYECOFFEE.COM)

# THE SEDONA ELITE 3200

INFRARED HEATING POT

FAST EVEN ROASTING



**FAR-INFRARED HEATING POT PRODUCES DOUBLE WALLED PROTECTION TO PRODUCE GREAT ROAST PLUS A LARGE SAMPLE SPOON FOR VIEWING ROASTING PROCESS**

## FEATURES:

UNIQUE PATENTED HEATING FURNACE WITH FLAME STABILITY COMPLETE COMBUSTION FOR FUEL SAVINGS

INLET TEMPERATURE CONTROLERS FOR ACCURATE UNIFORM ROASTING

PREHEAT TEMPERATURE SETTINGS AND OVERHEATING WARNING ALERTS

PRECISE TIMING SETTINGS FOR A STABLE ROAST

AUTOMATIC POWER SHUT OFF ALERTS

HIGH TEMPERATURE WINDOW MIRROR TO VIEW ROASTING PROCESS

BEAUTIFULLY CRAFTED SAMPLING HANDLE TO VIEW AND TEST ROAST

UNIQUE DESIGN RAPID COOLING SYSTEM

CUSTOM LASER DESIGNED STAINLESS STEEL DRUM FOR FAST UNIFORM HEATING

VERY SMALL FOOTPRINT FOR LARGE ROASTS IN A SMALL SPACE

DESIGNED FOR THE BEGINNER BUT CUSTOMIZED FOR THE ROASTMASTER

AVAILABLE 3.2 KG. (APX. 7 LB.) SIZE IN CHOICE OF BLACK OR RED BODY

ROASTS IN 15-22 MINUTES

[WWW.BUCKEYECOFFEE.COM](http://WWW.BUCKEYECOFFEE.COM)

# THE SEDONA ELITE 3200


OFFERED IN LPG/GAS & NOW ALL ELECTRIC!



**CONTACT YOUR AREA SALES REPS:**



**SWEDEN: LIANE BORSANDER** [LIANE@BUCKEYECOFFEE.COM](mailto:LIANE@BUCKEYECOFFEE.COM)  
**ARIZONA USA: BRIAN ANDERSON** [BRIAN@BUCKEYECOFFEE.COM](mailto:BRIAN@BUCKEYECOFFEE.COM)  
**COLORADO: DEAN OLSON:** [DEAN@BUCKEYECOFFEE.COM](mailto:DEAN@BUCKEYECOFFEE.COM)  
**TENNESSEE & SE USA: JEREMIAH BARRETT**  
[JEREMIAH@BUCKEYECOFFEE.COM](mailto:JEREMIAH@BUCKEYECOFFEE.COM)

[WWW.BUCKEYECOFFEE.COM](http://WWW.BUCKEYECOFFEE.COM)



[WWW.BUCKEYECOFFEE.COM](http://WWW.BUCKEYECOFFEE.COM)

# THE SEDONA ELITE 3200



SPECIFICATIONS:

MODEL: SEDONA ELITE 3200

[WWW.BUCKEYECOFFEE.COM](http://WWW.BUCKEYECOFFEE.COM)

# THE SEDONA ELITE 3200

HEATING SOURCE: LPG OR GAS

VOLTAGE: 220V SINGLE PHASE 50-60HZ WATTAGE 500W

CAPACITY: 500G. MINIMUM TO 3200G. MAXIMUM

CYCLONE CHAFF UNIT ATTACHED FOR PORABILITY

DIMENSIONS: L: 44" X W: 26" X H: 44"

PEDESTAL: L: 37.4" X W: 26"

WEIGHT: 150 KG OR 330 LB

**DETAILS ON ALL ELECTRIC MODEL COMING SOON!**

## MORE BENEFITS:

DESIGNED BY TEAM OF NUCLEAR & AEROSPACE INDUSTRY TEAM OF ENGINEERS

IMMEDIATE RESPONSE AIR FLOW

COMPUTER PROFILING

2 MINUTE COOLING TRAY

HIGH TECH ELECTRONIC SYSTEM WITH JAPANESE DESIGNED COMPONENTS

SHAFTLESS LASER DESIGN DRUM WITH INNER-POT DESIGN(FIR) FAR-INFRARED

A WORK OF ART

LASER CUT FOR PRECISE APPEARANCE

FOLLOWS GERMAN & JAPANESE PROFILING WITH USB CABLE TO COMPUTER

FIR TECHNOLOGY ENSURES EVEN HEAT BY SENDING OUT FAR INFRARED RAYS AS TEMPERATURE

RISES RESULTING IN EVENLY HEATED BEANS

16 DEGREE CELCIUS RAPID TEMPERATURE RISE ENABLES COFFEE TO DEVELOP SAVORY & MELLOW

COFFEE FLAVOR

INFINITE VARIABLE CONTROL VENTILATION DOOR FOR SUBTLE AIR FLOW CONTROL

PT100 PROBE & OMRON THERMOMETER FOR ERROR FREE TEMPERATURE DATA COLLECTING

BEAN & ENVIRONMENT TEMPERATURE PARAMETER-DETECTS INLET AND EXHAUST AIR TEMPERATURE

LARGE CAPACITY SAMPLE SPOON

45 DEGREE OBSERVATION WINDOW

INTERNAL & EXTERNAL MIRROR SURFACE COOLING TRAY WITH BEAUTIFUL APPEARANCE

EXHAUST TEMPERATUR PROBE

BEAN POURING DOOR HANDLE

SOFT SPOTLIGHT

LIST PRICE: \$10,999

ALL FEATURES COME STANDARD. NO EXTRA HIGH PRICE OPTIONS TO BRING PRICE UP LIKE  
ALL THE OTHER ROASTERS ON THE MARKET

CONTACT:

**JEREMIAH BARRETT**

**[JEREMIAH@BUCKEYECOFFEE.COM](mailto:JEREMIAH@BUCKEYECOFFEE.COM)**

**SE USA**

**DEAN OLSON**

**[DEAN@BUCKEYECOFFEE.COM](mailto:DEAN@BUCKEYECOFFEE.COM)**

**COLORADO**

**BRIAN ANDERSON**

**[BRIAN@BUCKEYECOFFEE.COM](mailto:BRIAN@BUCKEYECOFFEE.COM)**

**ARIZONA USA**

**LIANE BORSANDER**

**[LIANE@BUCKEYECOFFEE.COM](mailto:LIANE@BUCKEYECOFFEE.COM)**

**SWEDEN**

**623.332.1360**

**BUCKEYE COFFEE**

**[RANDY@BUCKEYECOFFEE.COM](mailto:RANDY@BUCKEYECOFFEE.COM)**

**[WWW.BUCKEYECOFFEE.COM](http://WWW.BUCKEYECOFFEE.COM)**