









LEGEND

Presenter or venue
provided equipment is listed below:

Icon	Description	Quantity
	Wireless Handheld	2
	Cabled Vocal on black boom with heavy base & long arm	1
	Cabled Instrument	7
	DI From Amplifier	1
	Monitor Wedge (5 mixes preferred)	6
	120 Volt Duplex Outlet	2
	Music Stand With Light	2
	30" Black bar stool	1

Please discuss piano availability
with Brian Gurl in advance.

Please provide the pianos, audio, lighting
staging and risers, as shown.



Dueling Pianos "Quartet"

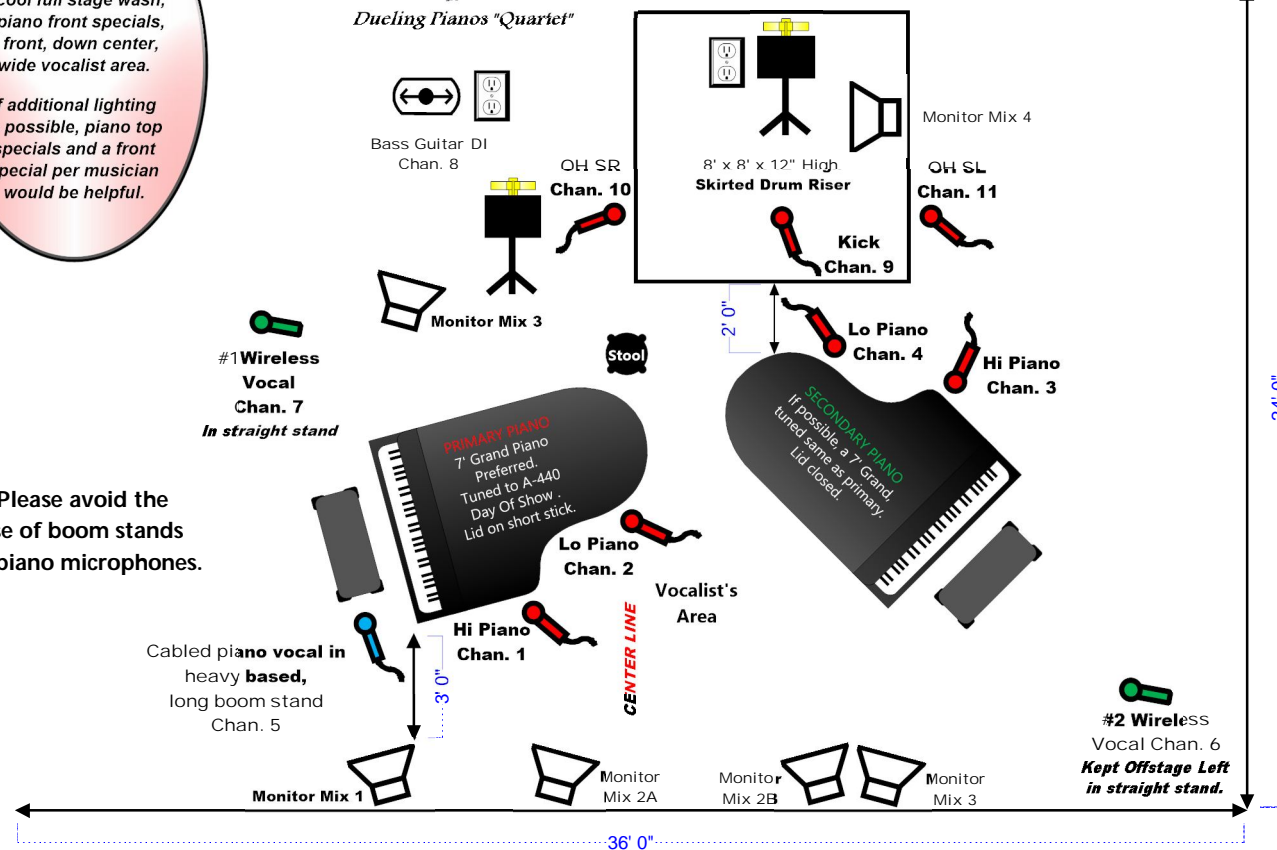
Drawn By: bilkovacs@comcast.net
NOT TO SCALE

Lighting Notes:

1 warm full stage wash,
1 cool full stage wash,
2 piano front specials,
1 front, down center,
wide vocalist area.

If additional lighting
is possible, piano top
specials and a front
special per musician
would be helpful.

Please avoid the
use of boom stands
for piano microphones.



SPECIAL NOTES:

We sincerely appreciate your help and we understand time, space and equipment limitations and will adapt as needed.

A clear line-of-sight from the pianist to all musicians is very important. Please make adjustments according to your space using these dimensions as a guide while keeping equipment, quality and safety in mind.

Muting unused channels while mixing or providing us with "switched" microphones to reduce "bleed-thru" is very much appreciated.

We generally bring our back-line equipment. Please discuss this since the mode of travel can dictate this.

We appreciate you placing and testing things prior to our arrival. We don't travel with technicians or the pianos.

Having a variety of microphone stands, audio cables and extra bulbs is very helpful.

Please leave plenty of slack in all cabling to allow for final positioning.

Contact: Brian Gurl
828.284.2715
bgurl@earthlink.net