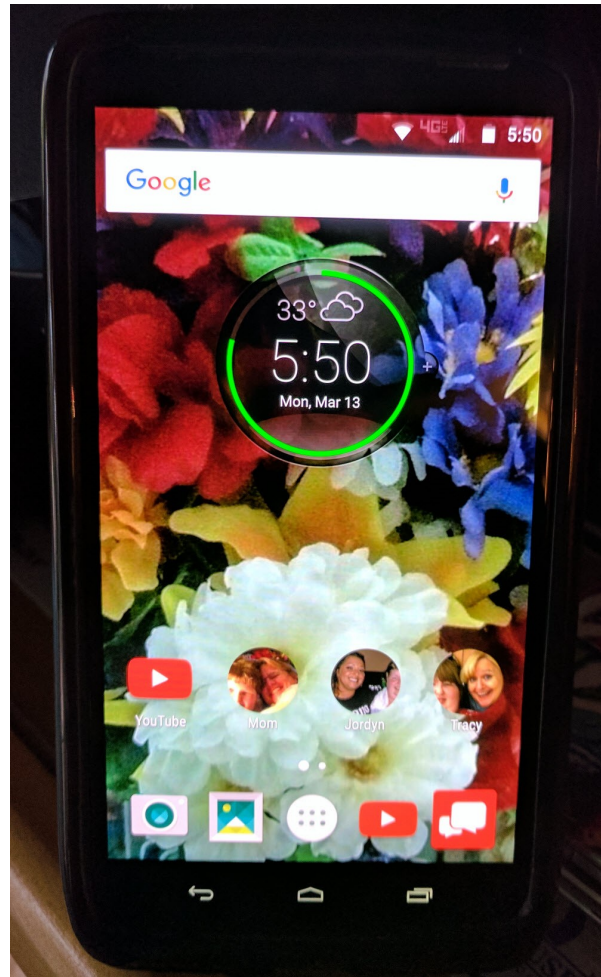
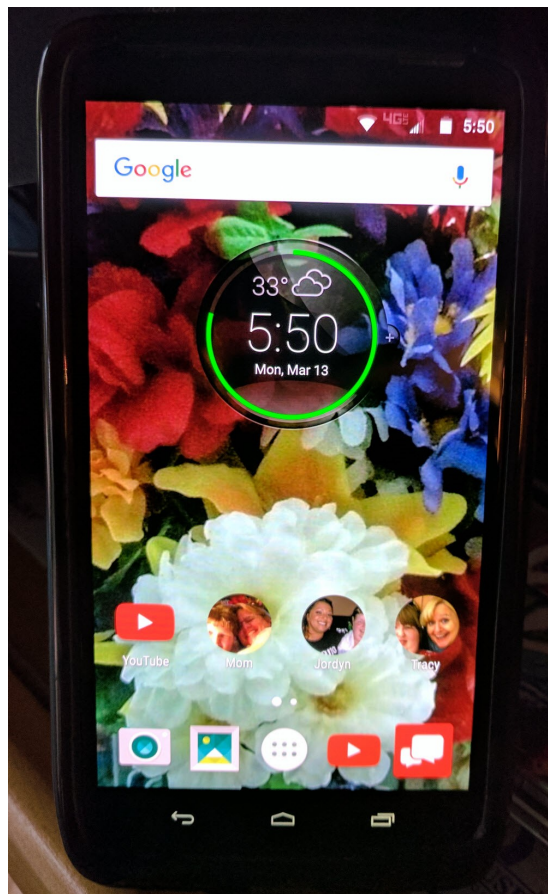


Morgan's Cell Phone



Happy 20th Birthday
From Mom with Love
March 15, 2017






Morgan's new phone can do lots of cool stuff!

With the phone, Morgan can make videos and upload them to Morgan's channel on YouTube. Morgan can take pictures and send the pictures to friends and family. Morgan can send messages to other peoples phones, and get messages in return. And lots more too.

Mom and Morgan can work together to learn how to do all these cool things.

The first most important thing about the new phone though is how to take care of it when Morgan isn't using it.




When Morgan isn't using the phone, or when the phone is sending videos to YouTube, Morgan should put the phone on the phone stand.

The phone stand keeps the phone safe, and makes sure the battery is always ready so Morgan can use the phone. If the battery goes dead, the phone doesn't work. (Mom can't put fresh batteries into a phone or plugger it—the phone has to charge on it's stand to work).

We can choose to put the phone stand on Morgan's bedside table or on Morgan's desk.


If the phone is not in Morgan's hand, it should be on the phone stand.



ON

When Morgan picks up the phone it will usually look like this. This is called the lock screen.

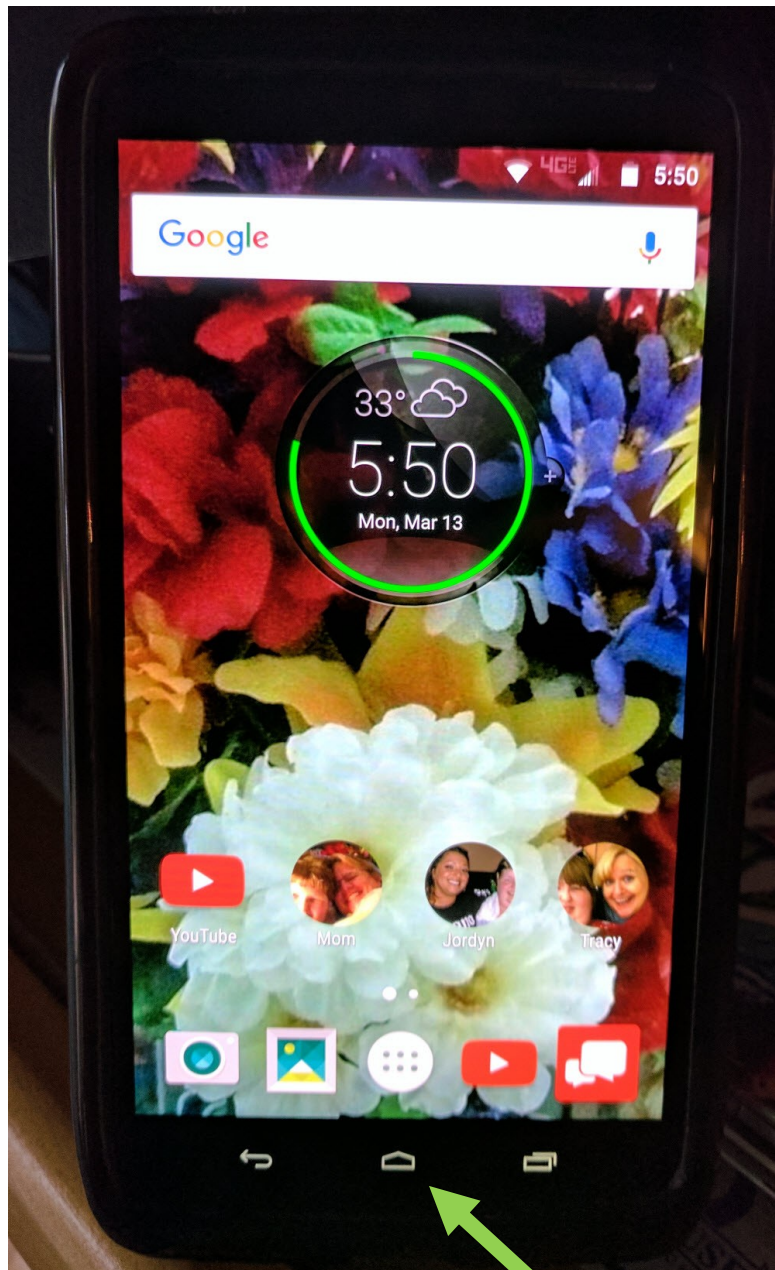
If the phone stays blank, just push the on button on the side to get to the lock screen.



Morgan can see a little picture of a lock at the bottom of the lock screen.

To open the phone, put your finger on the little lock picture, and swipe up.


The phone will open onto Morgan's homescreen.



This is what the homescreen looks like.


Any time Morgan wants to do something different with the phone, Morgan needs to go back to the homescreen.

Morgan can get back to the homescreen by pressing the center button on the bottom



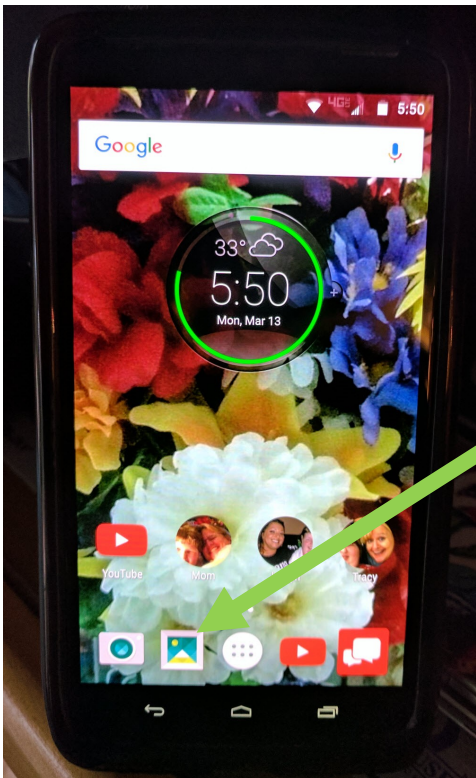
To open the camera to make a video or take a still picture, touch the little picture of a camera on the homescreen

To start making a video, touch the little picture of a video camera



To take a still picture
Touch anywhere on the screen

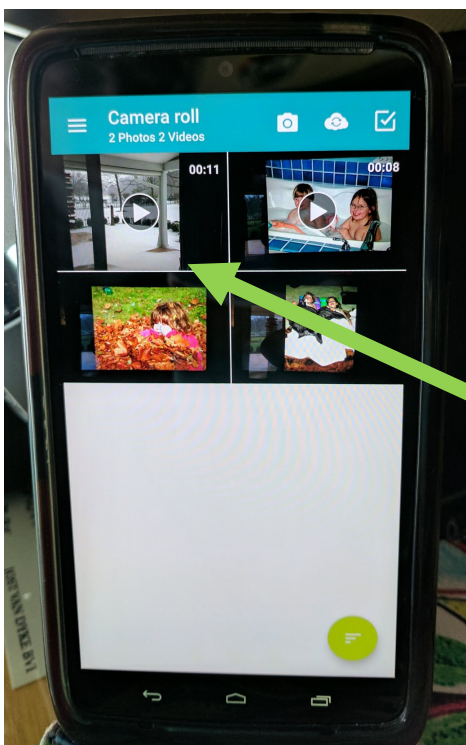
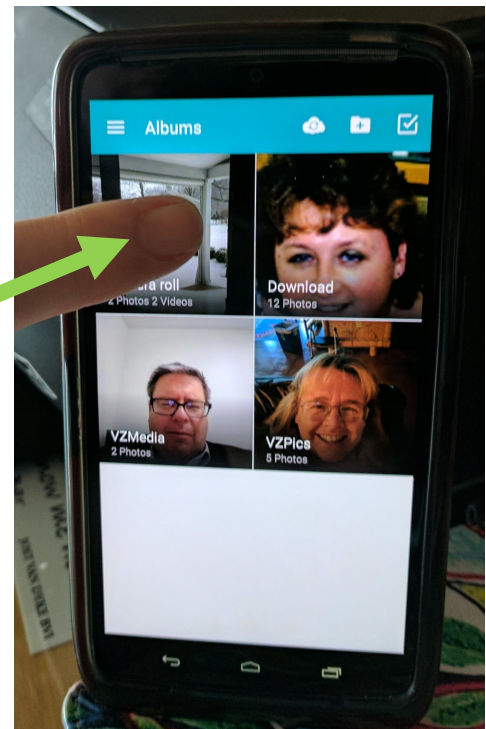
To turn it around so the camera is showing Morgan for a selfie, press this button first




To see the pictures or videos Morgan has taken (and to send the videos to YouTube), touch the Gallery button on the homescreen

The Gallery will show you all the pictures and videos on Morgan's phone in groups called albums.


Touch the one called Camera Roll to see one Morgan made



Touch the picture or video Morgan wants to see or send

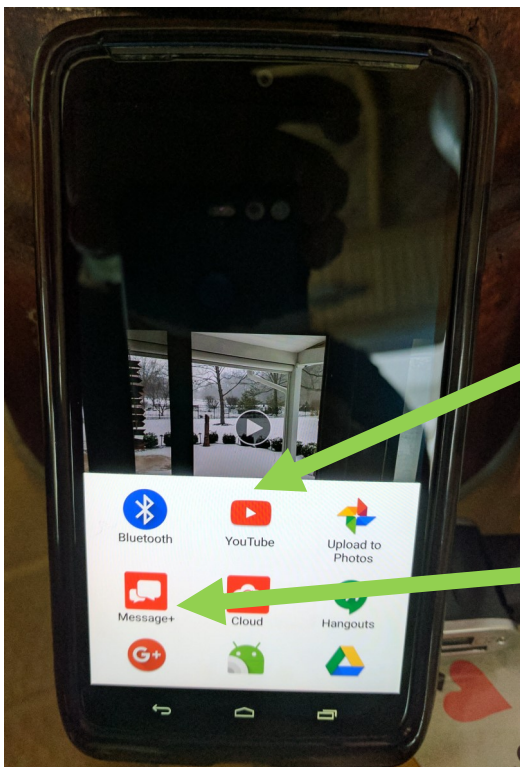


On a video, touch the arrow button in the middle to play it




You need the menu to send a video to YouTube.

If the top is all black, touch anywhere in the black and get the menu. Then touch this button to get to the place to send it to YouTube



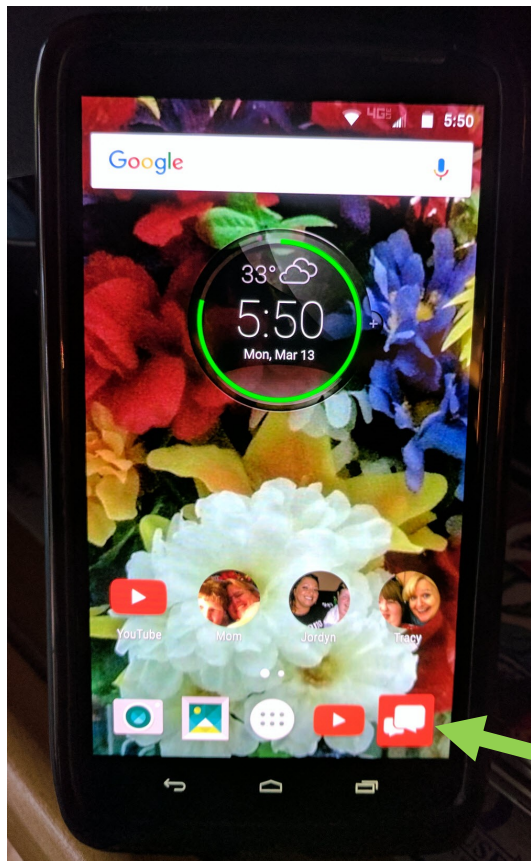
From here, you can send the video to YouTube by pressing the YouTube button.

Or you can text a picture or a video to a friend by using the Message+ button

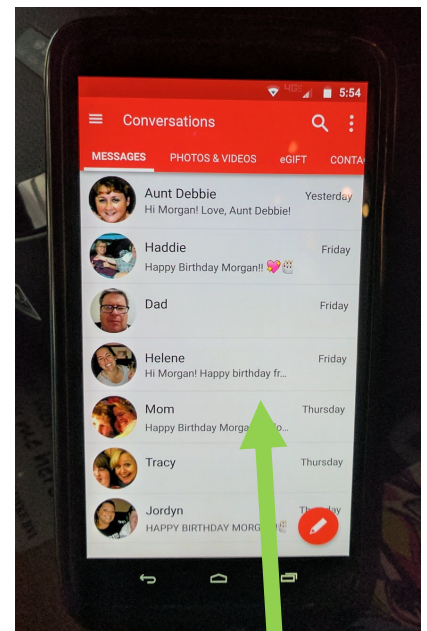


Texting is fun. You can send a message to somebody else's phone, and they can send a message back to Morgan's phone.

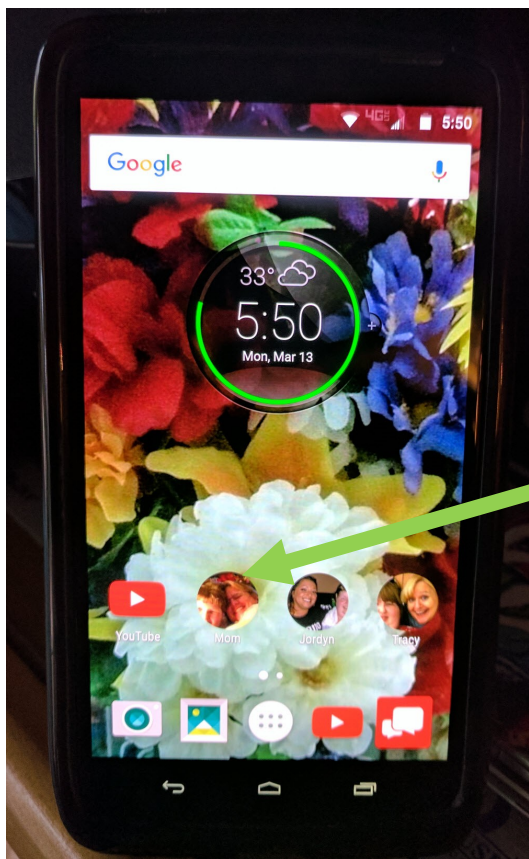
You already have lots of messages on your phone from your family and friends wishing you a happy birthday.



You can see all your text messages by touching this button on the home page

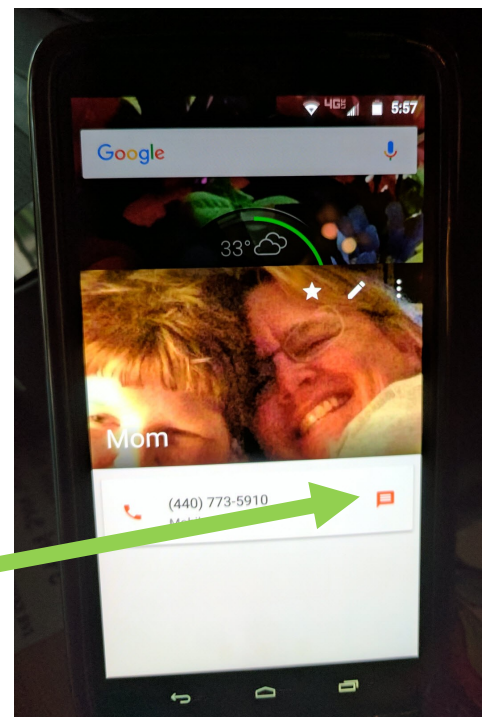


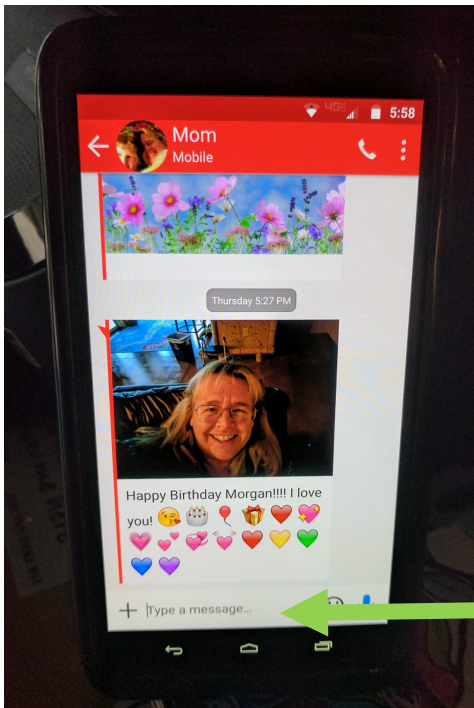
Then touch the one you want to read or send to



Or you can touch the person's picture on your home page for a shortcut to text with that person

Then touch the little message picture to get to the texts with that person

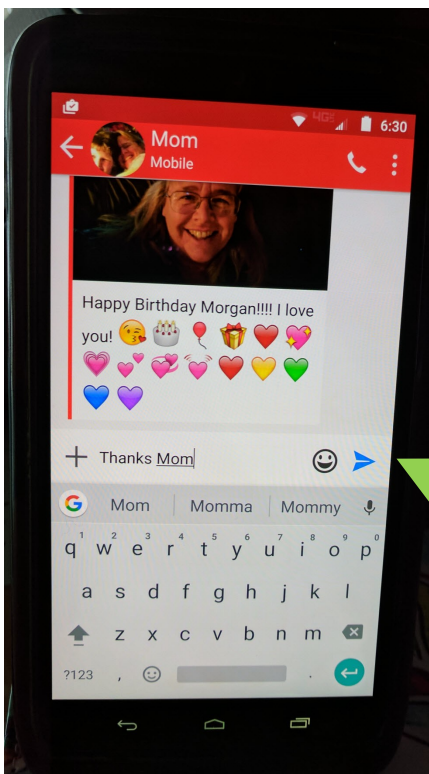
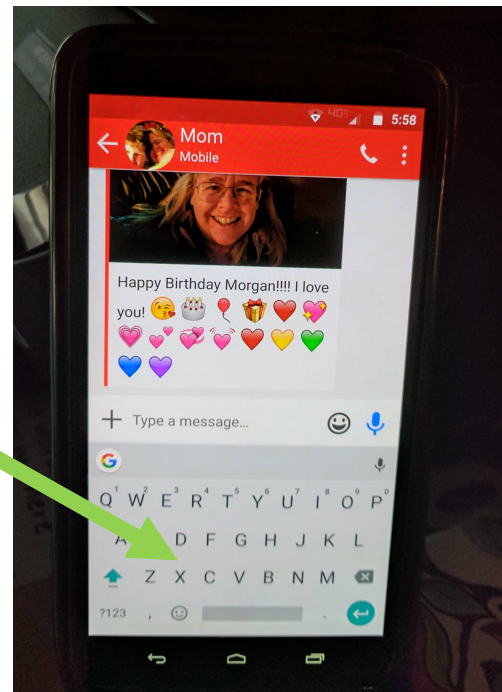




When you touch on a message, you will see it on your phone, along with any message you send back.

To send a message to that person, touch where it says "type a message"

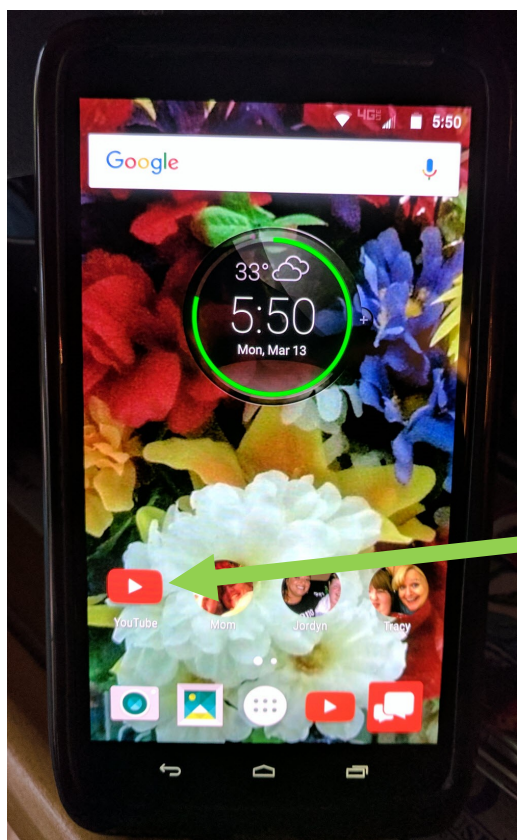
Then a keyboard will appear so you can type the message by touching each letter



IMPORTANT!

Touch the blue arrow button (the send button) when you are done typing to send the message.

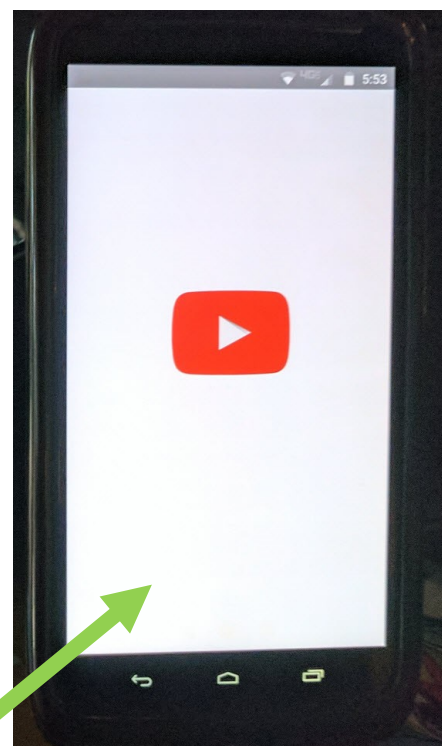
If you do not touch that, the other person won't see the message Morgan wanted to send!



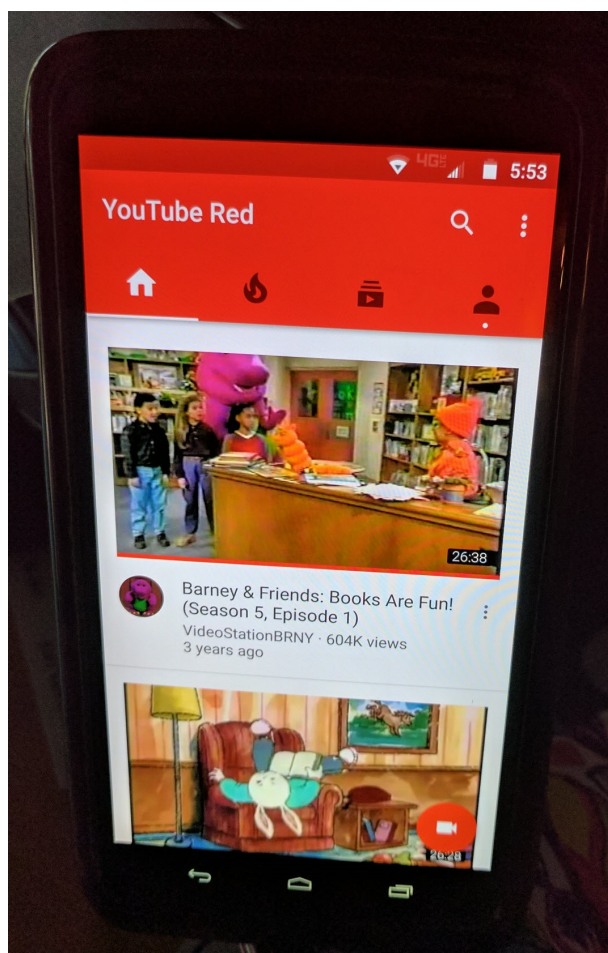
Morgan can also watch videos on YouTube on Morgan's phone.

From the homescreen, touch the YouTube logo

Be patient... it may take it a minute to load. If you see this, it is working



Phone YouTube is not exactly like computer YouTube, but you can find everything on the MorgyK channel and you can search for any video you want to watch too.





There is lots of cool stuff to do on Morgan's new phone!

Mom hopes Morgan will like the phone birthday gift from mom!

Mom knows that Morgan will do a great job putting the phone on the stand when it's not in Morgan's hand!

And Mom and Jordyn can always help Morgan figure out how to do fun things on Morgan's phone.

Mom loves Morgan! Happy Birthday Morgan!!!

