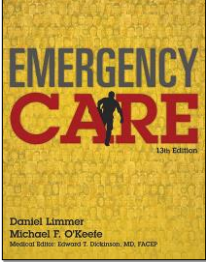


# Emergency Care

THIRTEENTH EDITION



**CHAPTER 5**

Medical Terminology

Daniel Limmer  
Michael F. O'Keefe  
Medical Editor: Edward T. O'Keefe, MD, FACP

ALWAYS LEARNING Emergency Care, 13e  
Daniel Limmer | Michael F. O'Keefe Copyright © 2016, 2012, 2009 by Pearson Education, Inc. All Rights Reserved. **PEARSON**

## The Components of Medical Terms

- Compounds are made up of two or more words
  - Smallpox*

*continued on next slide*

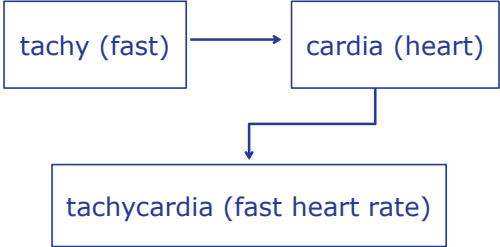
ALWAYS LEARNING Emergency Care, 13e  
Daniel Limmer | Michael F. O'Keefe Copyright © 2016, 2012, 2009 by Pearson Education, Inc. All Rights Reserved. **PEARSON**

## The Components of Medical Terms

- Words made from parts
  - Roots – foundation of the word
    - Therm* meaning "heat"
  - Roots with combining form
    - Therm-o + meter = thermometer*
  - Prefixes - beginning
    - Dys-pnea, tachy-pnea*
  - Suffixes - ending
    - Arthr-itis, hemophil-iac*

ALWAYS LEARNING Emergency Care, 13e  
Daniel Limmer | Michael F. O'Keefe Copyright © 2016, 2012, 2009 by Pearson Education, Inc. All Rights Reserved. **PEARSON**

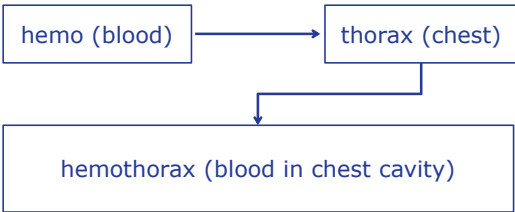
## Word Component Example



*continued on next slide*

ALWAYS LEARNING Emergency Care, 13e  
Daniel Limmer | Michael F. O'Keefe Copyright © 2016, 2012, 2009 by Pearson Education, Inc. All Rights Reserved. **PEARSON**

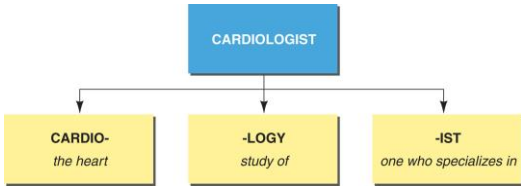
## Word Component Example



*continued on next slide*

ALWAYS LEARNING Emergency Care, 13e  
Daniel Limmer | Michael F. O'Keefe Copyright © 2016, 2012, 2009 by Pearson Education, Inc. All Rights Reserved. **PEARSON**

## Word Component Example



Cardiologist: An example of root and suffixes.

ALWAYS LEARNING Emergency Care, 13e  
Daniel Limmer | Michael F. O'Keefe Copyright © 2016, 2012, 2009 by Pearson Education, Inc. All Rights Reserved. **PEARSON**

## Abbreviations and Acronyms

- Acronym
  - Abbreviation made up of initials that can be pronounced as a word
    - CPAP (*SEE-pap*)
      - Continuous positive airway pressure

*continued on next slide*

## Abbreviations and Acronyms

- Abbreviation
  - Letters or symbols used in place of words or phrases
    - DNR
      - Do Not Resuscitate

## When and When Not to Use Medical Terms

- Do not use when speaking to patients or family members.
- Occasionally complex terms used in messages can cause confusion even among trained health care professionals.
- If there is potential for ambiguity, do not be reluctant to return to simple terms.

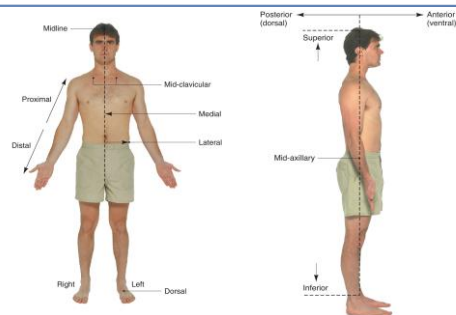
## Anatomy and Physiology

- Anatomy
  - Study of body structure
- Physiology
  - Study of body function

## Directional Terms Activity and Video

[https://www.youtube.com/watch?v=gxxy7AP\\_eGQ](https://www.youtube.com/watch?v=gxxy7AP_eGQ)

## Directional Terms



## Directional Terms

- Anatomic position
  - Facing forward
  - Hands at sides
  - Palms facing forward
- Divide body into planes
- Midline
  - Medial is closer to the midline.
  - Lateral is farther from the midline.

*continued on next slide*

ALWAYS LEARNING Emergency Care, 13e Daniel Limmer | Michael F. O'Keefe Copyright © 2016, 2012, 2009 by Pearson Education, Inc. All Rights Reserved PEARSON

## Directional Terms

- Bilateral
  - "Both sides"
- Unilateral
  - One side
- Mid-axillary line

*continued on next slide*

ALWAYS LEARNING Emergency Care, 13e Daniel Limmer | Michael F. O'Keefe Copyright © 2016, 2012, 2009 by Pearson Education, Inc. All Rights Reserved PEARSON

## Directional Terms

- Anterior (ventral)
  - Front
- Posterior (dorsal)
  - Back
- Superior
  - Vertical, above
- Inferior
  - Vertical, below

*continued on next slide*

ALWAYS LEARNING Emergency Care, 13e Daniel Limmer | Michael F. O'Keefe Copyright © 2016, 2012, 2009 by Pearson Education, Inc. All Rights Reserved PEARSON

## Directional Terms

- Proximal
  - Closer to torso
- Distal
  - Farther from torso
- Palmar
  - Refers to the palm of the hand
- Plantar
  - Refers to the sole of the foot

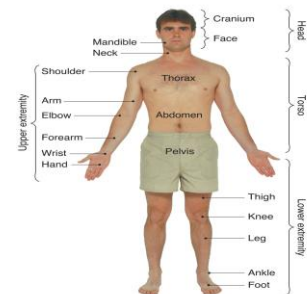
ALWAYS LEARNING Emergency Care, 13e Daniel Limmer | Michael F. O'Keefe Copyright © 2016, 2012, 2009 by Pearson Education, Inc. All Rights Reserved PEARSON

## Directional Terms

- Mid-clavicular line
  - Divides chest into regions
  - Since there are two clavicles, there are two mid-clavicular lines.

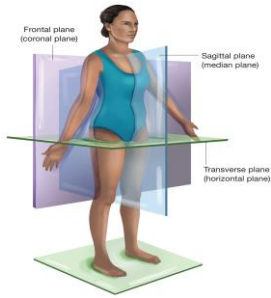
ALWAYS LEARNING Emergency Care, 13e Daniel Limmer | Michael F. O'Keefe Copyright © 2016, 2012, 2009 by Pearson Education, Inc. All Rights Reserved PEARSON

## Directional Terms



ALWAYS LEARNING Emergency Care, 13e Daniel Limmer | Michael F. O'Keefe Copyright © 2016, 2012, 2009 by Pearson Education, Inc. All Rights Reserved PEARSON

## Planes of the Body



ALWAYS LEARNING Emergency Care, 13e Daniel Limmer | Michael F. O'Keefe Copyright © 2016, 2012, 2009 by Pearson Education, Inc. All Rights Reserved PEARSON

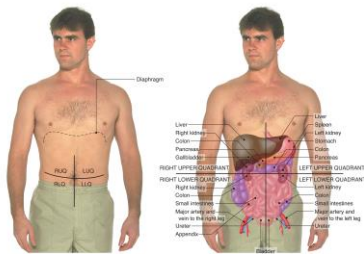
## Directional Terms

- Abdominal quadrants
  - Horizontal and vertical lines through navel
  - Right upper quadrant (RUQ)
  - Left upper quadrant (LUQ)
  - Right lower quadrant (RLQ)
  - Left lower quadrant (LLQ)

*continued on next slide*

ALWAYS LEARNING Emergency Care, 13e Daniel Limmer | Michael F. O'Keefe Copyright © 2016, 2012, 2009 by Pearson Education, Inc. All Rights Reserved PEARSON

## Directional Terms



Abdominal quadrants.

ALWAYS LEARNING Emergency Care, 13e Daniel Limmer | Michael F. O'Keefe Copyright © 2016, 2012, 2009 by Pearson Education, Inc. All Rights Reserved PEARSON

## Positional Terms



Supine

ALWAYS LEARNING Emergency Care, 13e Daniel Limmer | Michael F. O'Keefe Copyright © 2016, 2012, 2009 by Pearson Education, Inc. All Rights Reserved PEARSON

## Positional Terms



Prone

ALWAYS LEARNING Emergency Care, 13e Daniel Limmer | Michael F. O'Keefe Copyright © 2016, 2012, 2009 by Pearson Education, Inc. All Rights Reserved PEARSON

## Positional Terms



Lateral Recumbent (recovery position)

ALWAYS LEARNING Emergency Care, 13e Daniel Limmer | Michael F. O'Keefe Copyright © 2016, 2012, 2009 by Pearson Education, Inc. All Rights Reserved PEARSON

## Fowler's Positions



Semi-Fowler position

Seated leaning back in a semi-sitting position



Fowler position

Seated straight up

Illustration © 2014, 2009 by Saunders, an imprint of Elsevier Inc. All rights reserved.

Copyright © 2014, 2009 by Saunders, an imprint of Elsevier Inc. All rights reserved.

Slide 27

# Questions?