

# Statewide Trends and Community Statistics

# 2016

## Wyoming Youth and Alcohol



**Wyoming Association of Sheriffs  
and Chiefs of Police**

# Wyoming Association of Sheriffs and Chiefs of Police

## Youth and Alcohol Data - 2016: Enforcing Underage Drinking Laws Grant Programs

Casper, Big Horn County, Cheyenne, Douglas, Evanston, Gillette, Hot Springs County, Jackson, Kemmerer, Lander, Laramie, Laramie County, Lincoln County, Powell, Rawlins, Rock Springs, Sheridan, Teton County, Torrington, Uinta County and the University of Wyoming

This project was accomplished with grant funding provided by the Wyoming Department of Health – Mental Health and Substance Abuse Services Division (Strategic Prevention Framework Partnerships for Success 2015 program grant).

The Wyoming Association of Sheriffs and Chiefs of Police managed the program grant and collected the data contained in this report. Johnson and Associates developed the master database, assembled and analyzed the data. The report was authored by Ernest L. Johnson, Director of Services.

TABLE OF CONTENTS

INTRODUCTION..... 2-3

COLLECTIVE COMMUNITY DATA – SUMMARY..... 4

COLLECTIVE COMMUNITY DATA - GRAPHS/CHARTS..... 5 - 14

INDIVIDUAL COMMUNITY DATA ..... 15 -36

STATEWIDE TRENDS ANALYSIS - GRAPHS..... 37 - 45

PARTICIPATING COMMUNITIES/COUNTIES

- Casper
- Big Horn County
- Cheyenne
- Douglas
- Evanston
- Gillette
- Hot Springs County
- Jackson
- Kemmerer
- Lander
- Laramie
- Laramie County
- Lincoln County
- Powell
- Rawlins
- Rock Springs
- Sheridan
- Teton County
- Torrington
- Uinta County
- University of Wyoming

ACKNOWLEDGEMENTS..... 46

PROJECT MANAGER VITA .....47 - 48

## INTRODUCTION

---

Underage and binge drinking have become serious public health and safety concerns in every community in Wyoming – as they have throughout the rest of the country. Youth are beginning to drink at an earlier age and they are drinking greater quantities than ever before. The increasing risk to Wyoming youth and communities prompted the Wyoming Association of Sheriffs and Chiefs of Police to begin collecting youth and alcohol-related data to develop more effective long-term strategies for law enforcement agencies and underage drinking prevention coalitions in Wyoming.

This data collection effort has been funded primarily with the use of federal grant funds provided by the Wyoming Department of Health and the Wyoming Department of Transportation – Highway Safety Office. The grant funds received from the Wyoming Department of Health originally came from the United States Department of Justice - Office of Juvenile Justice and Delinquency Prevention as part of an existing national grant program entitled Enforcing Underage Drinking Laws. These federal grant funds were provided to the state of Wyoming since 1998 and were administered by the Wyoming Department of Health – Mental Health and Substance Abuse Services Division. The OJJDP EUDL funding came to an end during 2013. The Wyoming Department of Health now provides grant funding to continue EUDL activities through a Substance Abuse and Mental Health Services Administration (SAMHSA) program entitled Strategic Prevention Framework Partnerships for Success 2015.

Unlike other national prevention grant programs, these funds are specifically intended

to be used for law enforcement initiatives which focus on effective enforcement of underage drinking laws. Due to the law enforcement focus of these federal grant funds, the Division began contracting with the Wyoming Association of Sheriffs and Chiefs of Police in 2006 to administer the grant process and to direct the efforts of the law enforcement agencies that apply for grant funding.

In 2007, the Association decided to take a more strategic approach in the administration of these federal grant funds by implementing a statewide initiative that would involve multiple law enforcement agencies in a more directed manner. The Wyoming Communities in Action initiative was designed to recruit and involve more law enforcement agencies in efforts to reduce underage drinking in their communities. The initiative was also intended to be the means by which more effective strategies could be devised, implemented and evaluated – strategies which could then be shared, replicated and used by other agencies in the state.

An integral phase of this initiative involved devising a data collection process that would provide more complete, detailed information relative to incidents where law enforcement comes in contact with youth who are in possession of, or who have been drinking alcohol.

The process of identifying and selecting the data fields which would be useful for strategy development and evaluation purposes was a critical first step. Demographic information, location of law enforcement contact, time of day, arrests versus citations, blood alcohol

## Youth and Alcohol Data - 2016

---

concentration levels and determining the source of the alcohol were all selected and included in the data collection process employed by all participating agencies.

The data is collected daily, then tabulated and uploaded monthly to an online project management site. This information is then added to a master database and monthly reports are created for every grant agency – as well as included in an aggregated year-end report for all communities.

This report is comprised of data collected by twenty-one law enforcement agencies in Wyoming that participated in the grant-funded program during calendar year 2015. Five counties, fifteen municipalities and the University of Wyoming now have a baseline of data relative to youth involvement with alcohol which can be used to assess and compare enforcement efforts and underage drinking prevention initiatives.

This report is divided into three sections. The first section entitled COLLECTIVE COMMUNITY DATA provides aggregated alcohol-related statistics involving youth which was submitted by the twenty-one agencies that participated in 2016.

The second section entitled INDIVIDUAL COMMUNITY DATA provides statistics for the following twenty-one agencies that participated in 2016: Casper, Big Horn County, Cheyenne, Douglas, Evanston, Gillette, Hot Springs County, Jackson, Kemmerer, Lander, Laramie, Laramie County, Lincoln County, Powell, Rawlins, Rock Springs, Sheridan, Teton County, Torrington, Uinta County and the University of Wyoming.

The third section entitled TRENDS ANALYSIS: 2013 – 2016 provides a three-year analysis of the fifteen agencies that submitted data in each of those four years.

## COLLECTIVE COMMUNITY DATA

---

Although this report presents data from only twenty-one communities or counties in the state, these communities comprise more than half of the state's population. The community statistics, when aggregated, provides detailed information relative to Wyoming incidents in which law enforcement officers encountered youth who were in possession of, or who had been drinking alcohol.

The data in this report was collected during a twelve-month period (January 1, 2016 through December 31, 2016).

The statistics contained in this report provide a better understanding of alcohol use by youth in Wyoming than has been available before. Specific data regarding age, gender, time of day, charges, whether arrested or cited and released, location of offense and where the minor obtained alcohol is in this section of the report - information useful for prevention efforts, manpower deployment and strategy development.

An assortment of charts and graphs of aggregated data collected in the twenty-one communities are included in this report. Highlighted below are some significant, useful statistics:

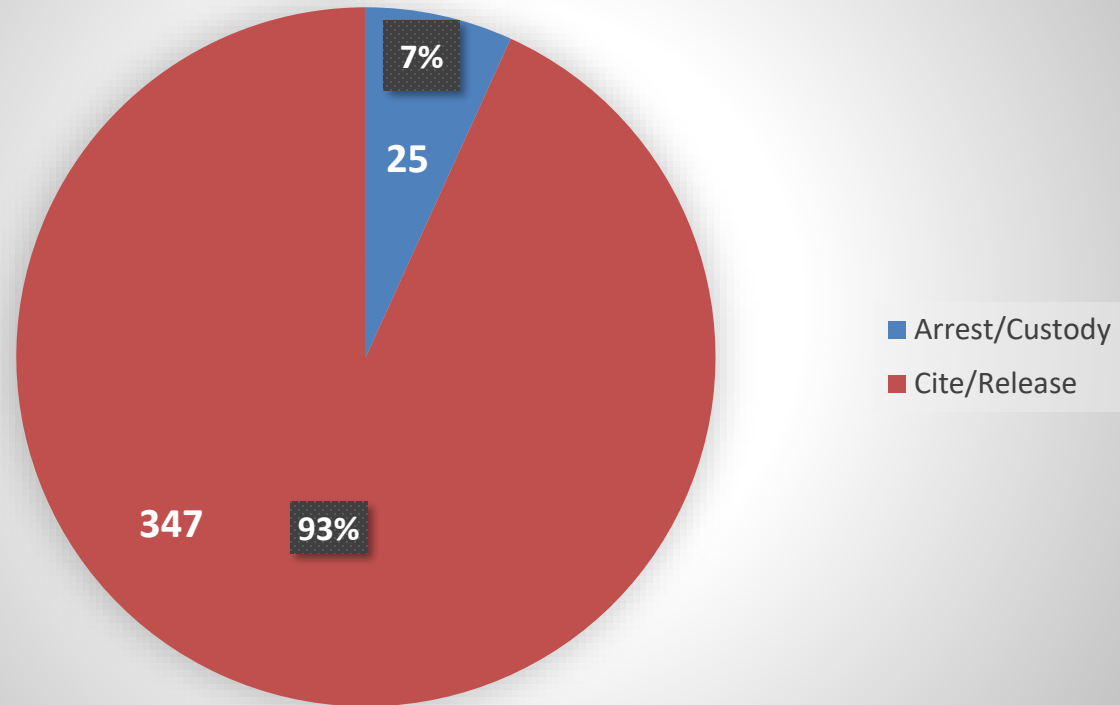
- 1,121 underage youth were arrested or cited for involvement with alcohol
- 104 adults over the age of 21 (male and female) were arrested during alcohol-involved incidents where underage drinkers were arrested
- 25 of the juveniles were arrested and taken into custody – 347 were cited and released
- Males age 18-20 accounted for the most arrests/citations – 524 (41%)
- Females age 18-20 were second in arrests and citations - 241 (19%)
- Males age 15-17 were third in arrests/citations – 205 (16%)
- Females age 15-17 were fourth in arrests/citations – 110 (10%)
- 6 males age 14 and under were cited or arrested
- 24 females age 14 and under were cited or arrested
- Average BAC: PBT – 0.09 Intoximeter – 0.113
- Law enforcement arrests involving youth and alcohol occurred more often between 10PM and 2AM – 623 of the total 1,248 (50%)
- 266 of the 1,248 total arrests occurred between 10PM and Midnight, 357 occurred between Midnight and 2AM, and 192 occurred between 2AM and 4AM
- Minor in Possession was the most frequent charge – 1,021 of the total 1,121 underage arrests
- There were numerous incidences of accompanying charges for Interference, possession of controlled substance, traffic offense, assault, curfew violations, Disorderly Conduct,
- 58 underage youth were arrested for DUI
- Private Residences were most often involved – 38%
- 95% of the time minors reported they obtained alcohol from a Party (74%) or Home (21%)

January - December 2016	2016												Totals
	Jan.	Feb.	Mar.	Apr.	May	Jun.	Jul.	Aug.	Sept.	Oct.	Nov.	Dec.	& Ave.
<b>Total Arrests</b>	85	94	105	78	120	57	163	86	96	134	125	105	1248
Arrest	20	14	11	16	16	11	28	20	23	25	15	19	218
Cite/Release	65	80	94	62	104	46	135	66	73	109	110	86	1030
<b>Juvenile Arrests</b>													
Arrest	4	4	1	0	2	3	1	0	3	3	3	1	25
Cite/Release	13	28	45	9	50	29	53	20	23	32	19	26	347
14 and Under	1	0	0	0	0	0	0	0	0	1	0	0	2
15-17	3	4	1	0	2	3	1	0	3	2	3	1	23
18-20	18	10	10	16	12	8	26	19	18	22	11	18	188
Male Juvenile	0	0	0	0	0	0	0	0	0	0	0	0	0
14 and Under	1	0	0	0	0	0	0	0	0	0	0	0	1
15-17	3	4	0	0	1	2	1	0	2	2	2	0	17
18-20	16	8	7	14	7	7	21	14	15	16	8	14	147
Female Juvenile	0	0	0	0	0	0	0	0	0	0	0	0	0
14 and Under	0	0	0	0	0	0	0	0	0	1	0	0	1
15-17	0	0	1	0	1	1	0	0	1	0	1	1	6
18-20	2	2	3	2	5	1	5	5	3	6	3	4	41
<b>Day of Week</b>													
Monday	7	11	11	3	5	13	9	4	6	16	9	2	96
Tuesday	18	7	7	3	4	7	27	10	4	1	16	3	107
Wednesday	3	9	15	11	7	8	19	6	3	10	13	2	106
Thursday	7	2	22	3	16	3	21	11	21	2	16	8	132
Friday	17	13	20	16	20	8	19	15	22	17	35	30	232
Saturday	18	25	17	29	39	11	45	27	21	42	24	46	344
Sunday	16	15	12	13	13	7	23	13	19	46	12	9	198
<b>Time</b>													
10am-4pm	12	3	12	6	7	3	1	4	4	7	9	5	73
4pm-10pm	12	30	27	14	12	4	26	10	12	21	46	24	238
10pm-12am	25	12	31	15	24	9	20	29	29	22	31	19	266
12am-2am	19	21	11	32	34	11	49	36	26	57	16	45	357
2am-4am	20	25	16	8	32	13	19	1	21	19	9	9	192
4am-10am	2	3	8	3	10	5	18	6	4	8	14	5	86
<b>Age and Gender</b>													
Female 14 and under	0	2	5	2	2	1	2	3	1	3	0	4	25
Female 15-17	3	11	12	5	22	12	19	7	11	8	4	11	125
Female 18-20	12	17	11	16	22	8	37	16	24	30	23	26	242
Female over 21	9	0	2	6	4	1	5	2	1	2	16	6	54
Female no age	0	0	0	0	0	0	0	0	0	0	0	0	0
Male 14 and under	0	1	0	0	0	0	0	0	0	1	4	0	6
Male 15-17	11	18	28	1	28	19	32	9	13	22	14	12	207
Male 18-20	50	43	44	47	36	16	60	44	40	66	39	40	525
Male over 21	2	2	2	0	6	0	7	4	5	1	15	6	50
Male no age	0	0	0	0	0	0	0	0	0	0	0	0	0
<b>MIP</b>	67	85	91	62	108	49	135	75	73	117	81	86	1029
17 and Under	16	30	42	9	52	29	54	18	21	32	22	27	352
18-20	51	55	49	53	56	20	81	57	52	85	59	59	677
14 and Under	2	3	6	3	2	1	3	4	2	4	4	6	40
15-17	14	27	36	6	50	28	51	14	19	28	18	21	312
<b>DUI</b>	7	4	4	5	2	3	8	6	11	8	2	1	61
17 and Under	2	1	2	0	0	1	0	1	3	0	0	0	10
18-20	5	3	2	5	1	2	8	5	7	8	1	1	48
21 and Over	0	0	0	0	1	0	0	0	1	0	1	0	3

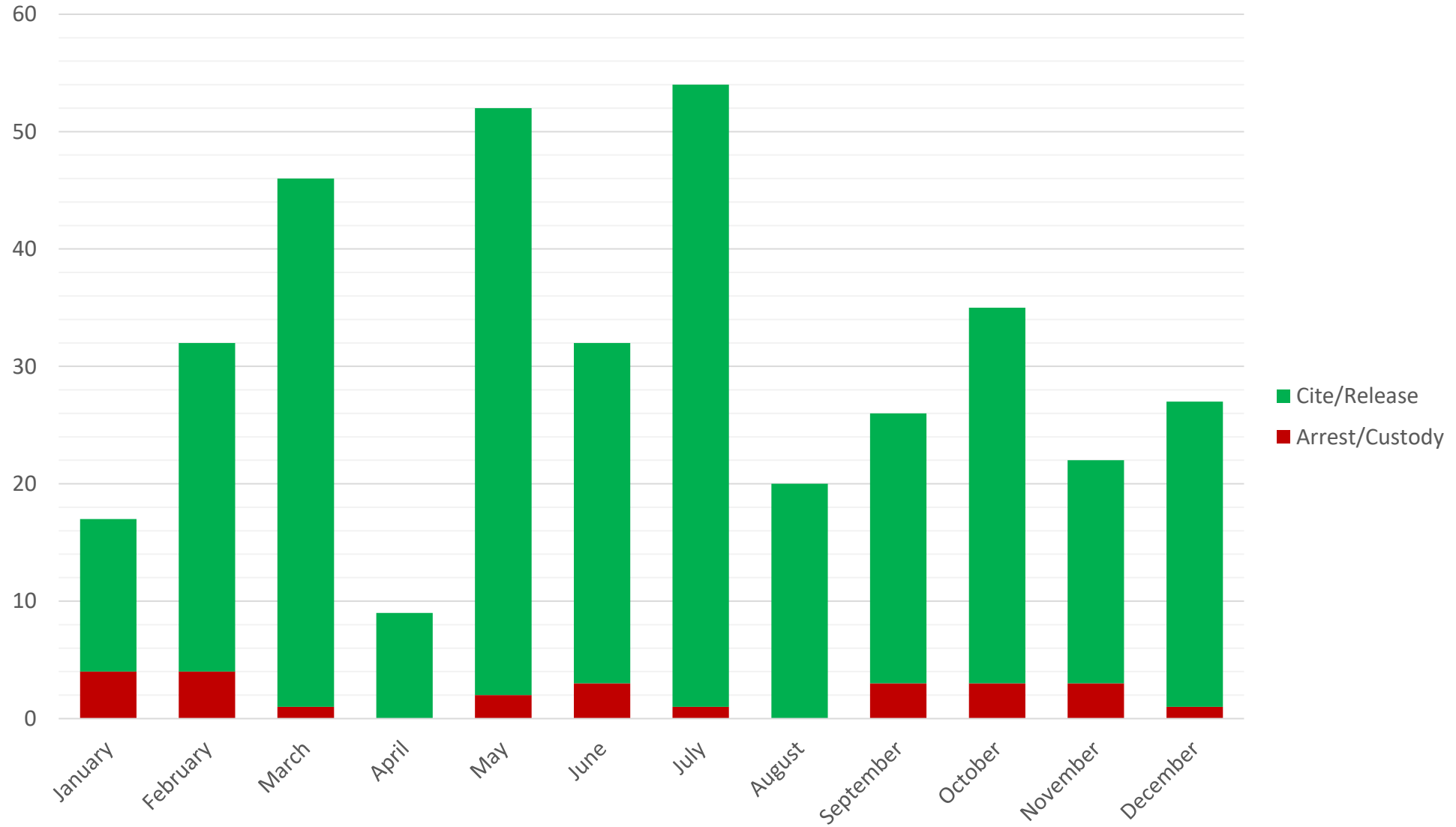
January - December 2016	2016													Totals & Ave.
	Jan.	Feb.	Mar.	Apr.	May	Jun.	Jul.	Aug.	Sept.	Oct.	Nov.	Dec.		
<b>Open Container</b>	3	4	0	4	0	2	5	2	2	1	1	4		28
<b>Youthful Offender</b>	3	29	7	9	26	13	9	1	5	19	15	9		145
<b>Public Intoxication</b>	2	1	1	1	2	2	6	0	3	2	2	4		26
<b>17 and Under</b>	0	0	0	0	0	0	0	0	2	1	0	0		3
<b>18-20</b>	2	1	1	1	2	2	6	0	1	1	2	4		23
<b>21 and Over</b>	0	0	0	0	0	0	0	0	0	0	0	0		0
<b>14 and Under</b>	0	0	0	0	0	0	0	0	0	1	0	0		1
<b>15-17</b>	0	0	0	0	0	0	0	0	2	0	0	0		2
<b>Minor in Establishment</b>	4	1	0	0	1	1	0	0	2	2	1	0		12
<b>Furnish to Minor</b>	1	1	1	6	5	2	10	3	5	7	22	4		67
<b>Sell to Minor</b>	9	0	4	5	4	0	0	6	1	0	19	5		53
<b>False ID</b>	2	1	1	1	2	0	9	2	3	0	2	1		24
<b>BAC</b>														
<b>PBT</b>	0.106	0.125	0.067	0.085	0.084	0.075	0.107	0.086	0.111	0.070	0.102	0.096		0.093
<b>Intoximeter</b>	0.110	0.113	0.145	0.120	0.063	0.067	0.105	0.107	0.118	0.110	0.109	0.196		0.113
<b>Refused</b>	4	2	2	3	4	3	4	5	8	14	4	4		57
<b>Location of Offense</b>														
<b>Bar</b>	9	0	2	3	4	2	3	2	6	1	4	1		37
<b>Other</b>	1	4	5	7	7	3	31	19	0	4	30	19		130
<b>Park</b>	0	2	0	0	2	0	0	1	0	1	3	0		9
<b>Parking Lot</b>	1	1	3	2	12	8	12	8	5	8	2	1		63
<b>Residence</b>	34	46	38	24	63	10	47	37	27	55	30	57		468
<b>Restaurant</b>	0	0	3	7	0	0	1	4	0	0	10	9		34
<b>School</b>	0	2	17	5	6	0	0	0	5	14	6	4		59
<b>Street</b>	25	20	18	22	9	4	42	7	29	33	12	8		229
<b>Vehicle</b>	13	9	7	8	8	4	8	5	22	13	12	7		116
<b>Where Minor Obt. Alc.</b>														
<b>Bar</b>	7	3	0	1	1	0	1	1	1	2	1	2		20
<b>Home</b>	15	6	16	3	11	7	7	5	4	11	3	9		97
<b>Liquor Store</b>	0	0	0	0	0	0	1	0	1	2	0	2		6
<b>Party</b>	9	22	30	19	53	9	40	45	6	42	22	38		335
<b>Other Crimes Charged</b>														
<b>Assault</b>	0	0	0	0	2	0	1	0	2	1	0	2		8
<b>Burglary</b>	0	1	1	0	2	0	0	0	1	0	1	0		6
<b>Criminal Entry</b>	0	0	0	1	0	0	0	0	0	0	0	0		1
<b>Curfew</b>	0	1	0	0	0	1	0	1	1	2	0	0		6
<b>Disorderly Conduct</b>	4	3	1	1	3	2	3	0	0	4	2	1		24
<b>Disturbing Peace</b>	0	0	2	2	0	1	2	0	0	0	1	1		9
<b>Duties of Driver</b>	1	0	0	0	0	0	2	0	1	1	0	0		5
<b>Interference</b>	4	4	4	7	4	2	4	4	6	6	6	3		54
<b>Juvenile party report</b>	0	0	1	0	1	0	0	0	0	2	0	1		5
<b>Leave Scene Accident</b>	0	0	0	1	0	0	1	0	0	0	0	0		2
<b>No DL</b>	2	1	3	2	1	1	1	1	1	1	2	2		18
<b>Pedestrian Under Influen.</b>	0	1	0	0	0	0	0	0	0	0	0	0		1
<b>Poss. Cont. Subst.</b>	2	3	2	2	2	1	1	2	4	9	3	3		34
<b>Poss. Drug Para.</b>	1	2	0	0	1	0	0	0	0	0	0	0		4
<b>Poss. Of Marijuana</b>	0	1	1	0	0	0	2	1	3	2	1	3		14
<b>Poss. Of Tobacco</b>	0	0	0	0	0	0	0	0	1	2	0	2		5
<b>Probation Violation</b>	1	1	1	0	2	2	2	0	0	2	0	0		11
<b>Property Destruction</b>	0	0	0	0	0	0	1	1	0	0	0	0		2
<b>Traffic Offense</b>	1	0	1	1	0	0	1	1	4	2	1	0		12
<b>Trespassing</b>	1	1	1	1	1	1	2	1	1	2	1	1		14



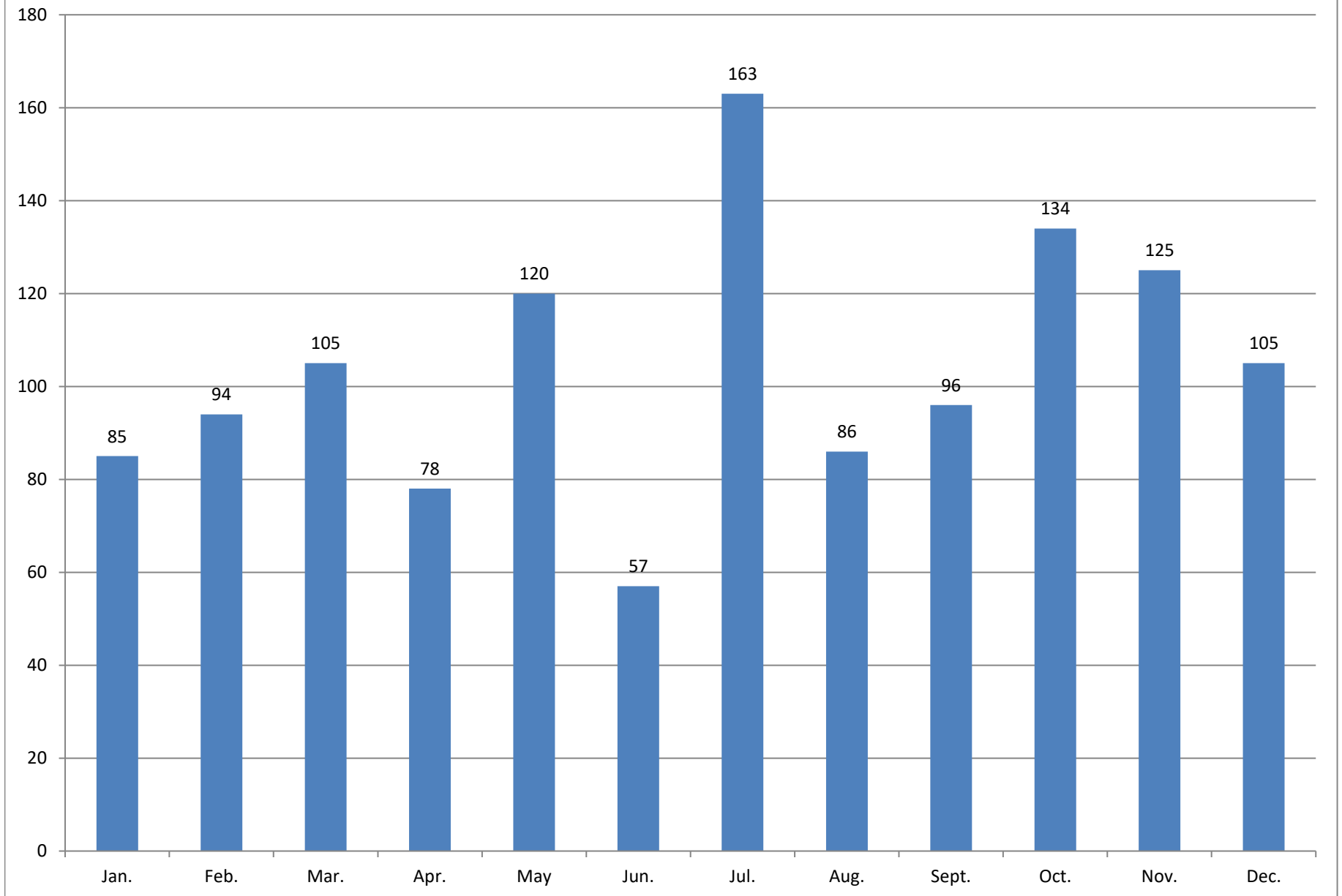
## Juvenile Arrests vs. Cite/Release: 2016



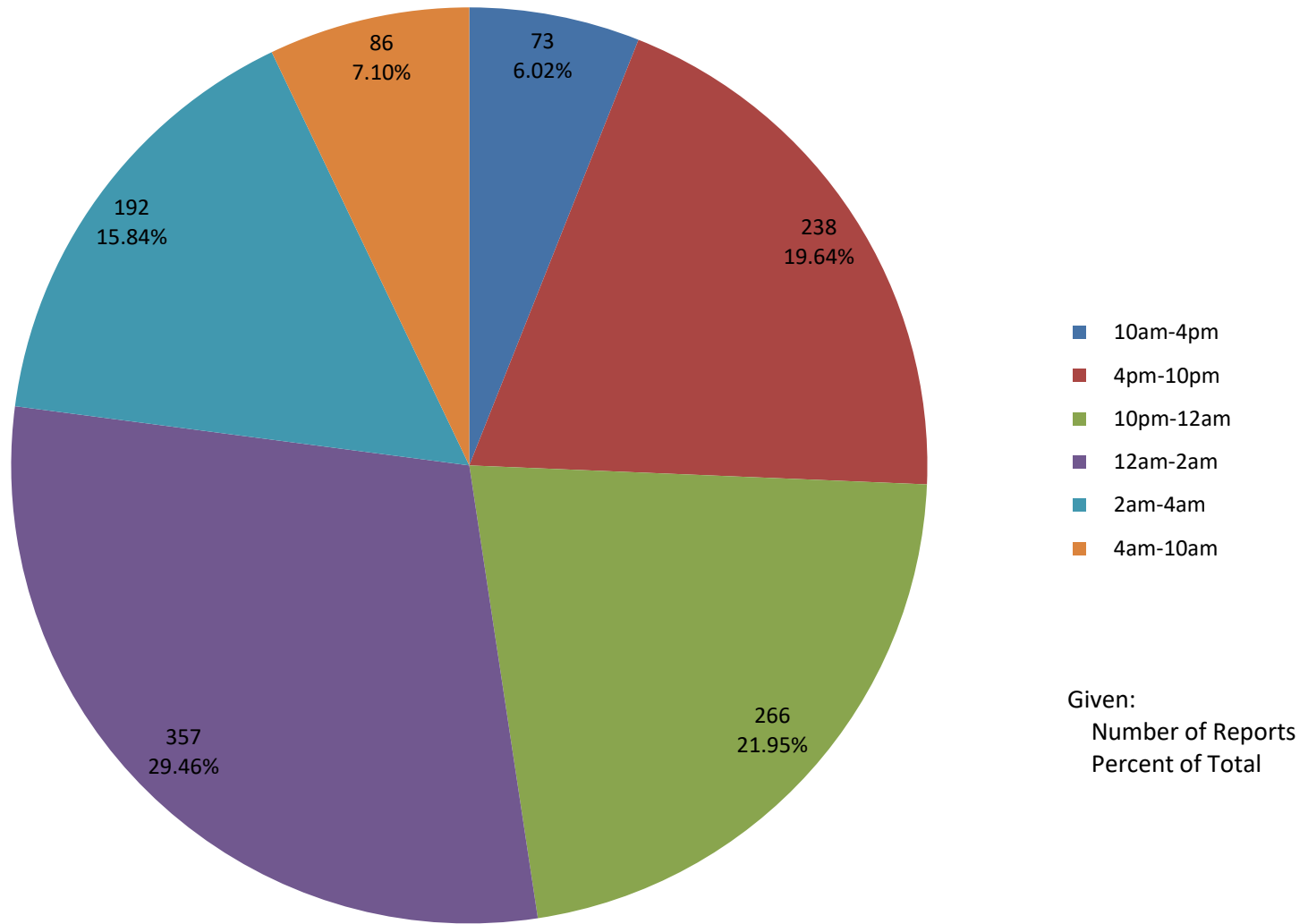
# Juvenile Arrest/Custody vs. Cite/Release - 2016



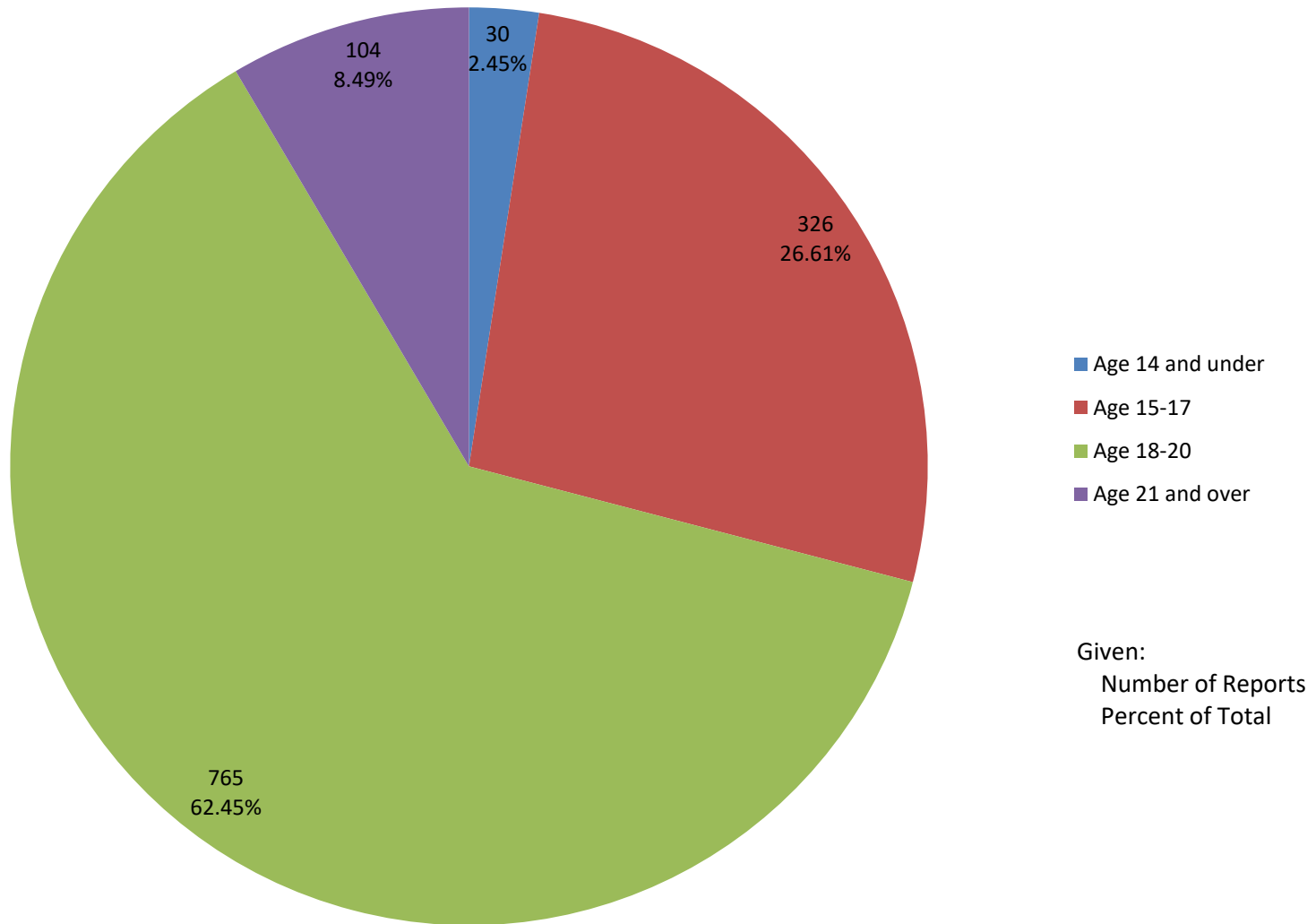
## Total Reports: January - December 2016



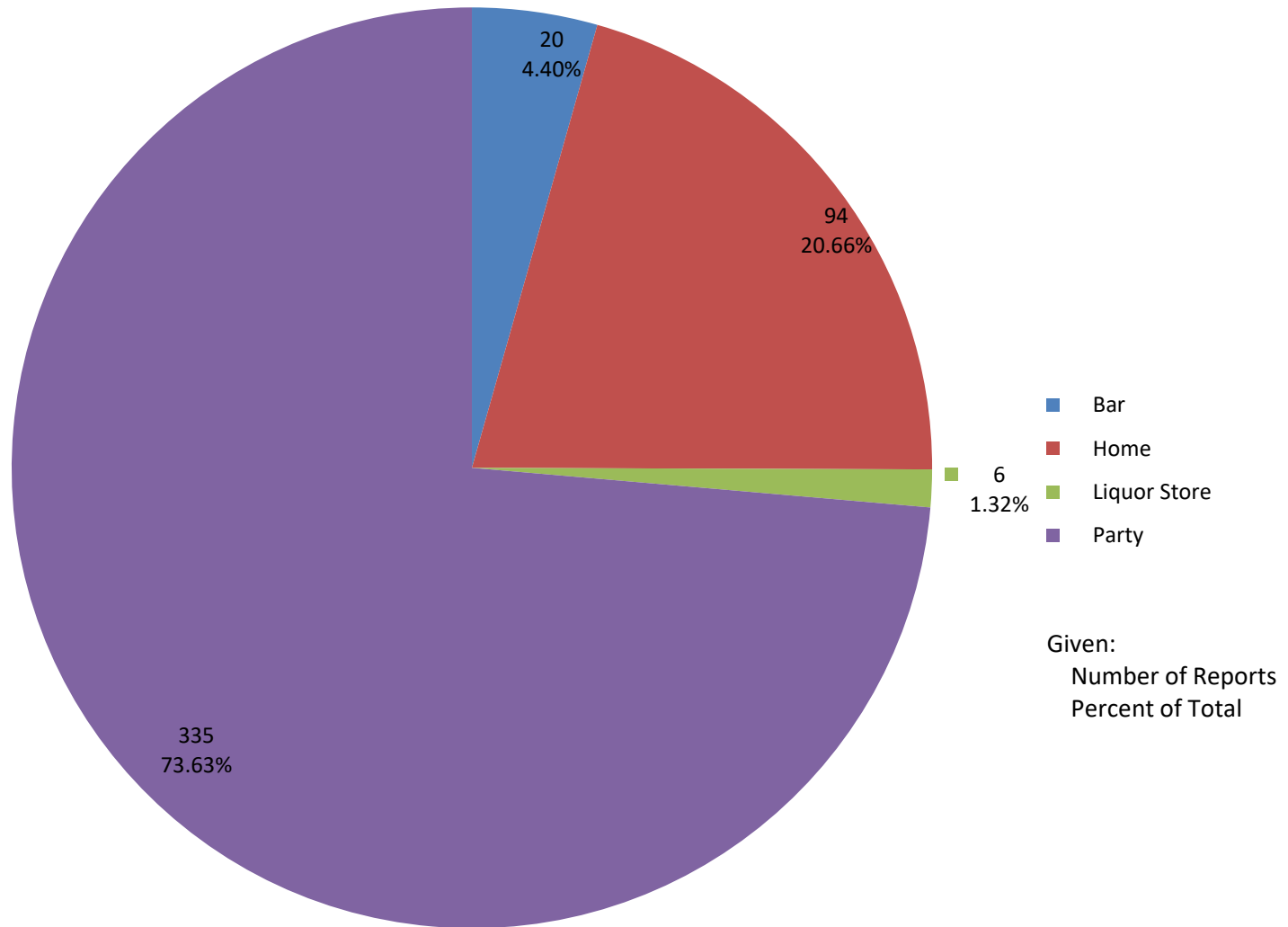
# Time Distribution: January - December 2016



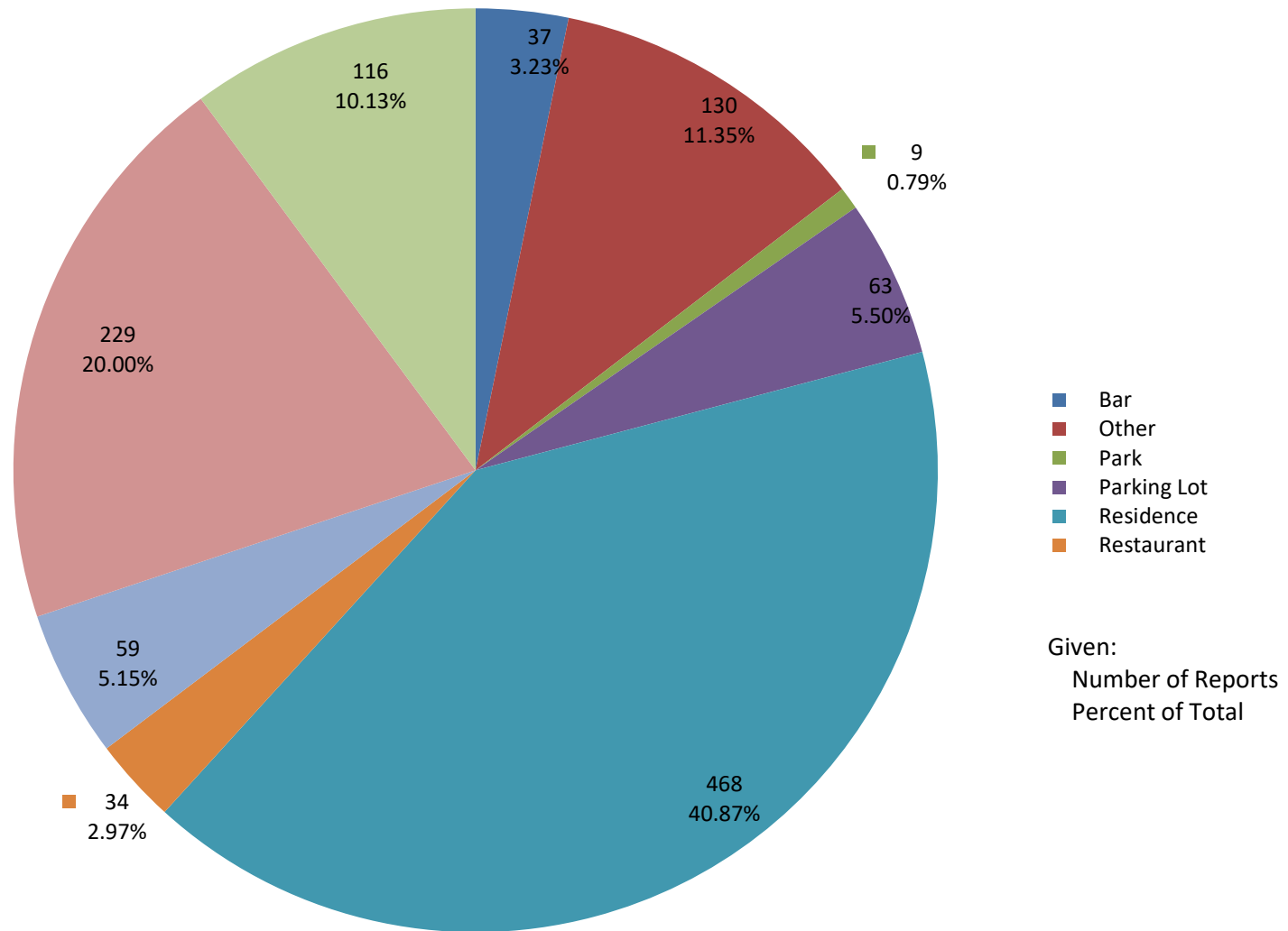
## Age Distribution: January - December 2016



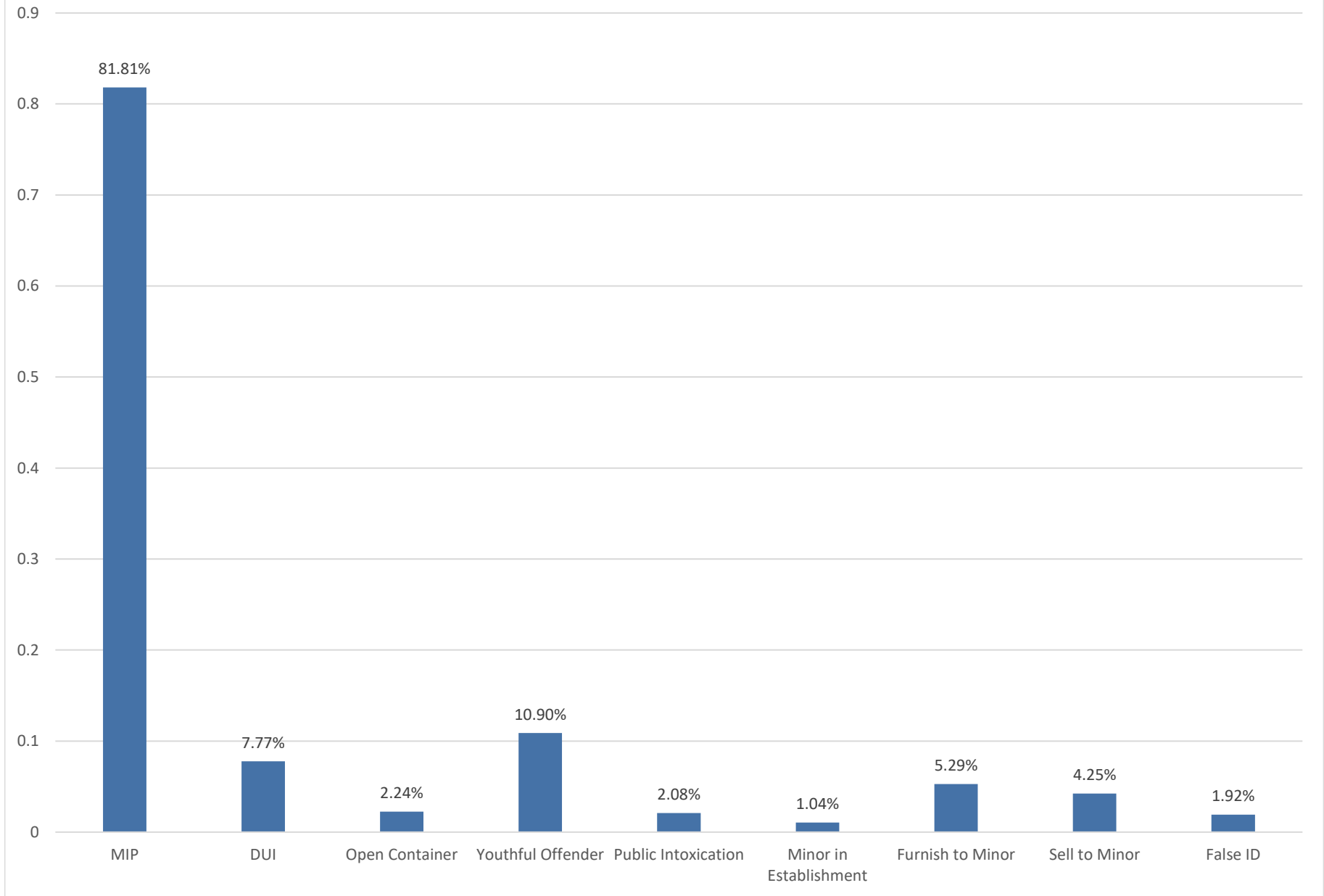
## Where Minors Obtained Alcohol: January - December 2016



## Location of Offense: January - December 2016



### Charges as a Percent of Total Reports: January - December 2016





## INDIVIDUAL COMMUNITY DATA

Law Enforcement agencies representing the following communities and counties submitted data relative to incidents in which law enforcement officers encountered youth who were in possession of, or who had been drinking alcohol during calendar year 2016. The data for each individual community is included in this section of the report.

- Casper
- Big Horn County
- Cheyenne
- Douglas
- Evanston
- Gillette
- Hot Springs County
- Jackson
- Kemmerer
- Lander
- Laramie
- Laramie County
- Lincoln County
- Powell
- Rawlins
- Rock Springs
- Sheridan
- Teton County
- Torrington
- Uinta County
- University of Wyoming

Casper: January - December 2016													
	Jan.	Feb.	Mar.	Apr.	May	Jun.	July	Aug.	Sept.	Oct.	Nov.	Dec.	Totals & Ave.
<b>Total Arrests</b>	2	20	3	7	25	9	6	1	2	17	18	16	126
Arrest	2	1	1	3	0	1	1	1	1	2	3	4	20
Cite/Release	0	19	2	4	25	8	5	0	1	15	15	12	106
<b>Juvenile Arrests</b>													
Arrest	0	1	0	0	0	0	0	0	0	1	2	0	4
Cite/Release	0	10	2	2	22	0	5	0	1	10	8	5	65
14 and Under	0	0	0	0	0	0	0	0	0	0	0	0	0
15-17	0	1	0	0	0	0	0	0	0	1	2	0	4
18-20	2	0	1	3	0	0	1	1	1	1	1	4	15
Male Juvenile	0	0	0	0	0	0	0	0	0	0	0	0	0
14 and Under	0	0	0	0	0	0	0	0	0	0	0	0	0
15-17	0	1	0	0	0	0	0	0	0	1	1	0	3
18-20	2	0	1	3	0	0	1	1	0	1	1	1	11
Female Juvenile	0	0	0	0	0	0	0	0	0	0	0	0	0
14 and Under	0	0	0	0	0	0	0	0	0	0	0	0	0
15-17	0	0	0	0	0	0	0	0	0	0	1	0	1
18-20	0	0	0	0	0	0	0	0	1	0	0	3	4
<b>Day of Week</b>													
Monday	0	4	0	2	0	1	1	0	1	3	1	1	14
Tuesday	1	0	0	1	2	2	0	0	0	0	2	0	8
Wednesday	0	0	3	2	0	1	0	0	0	0	0	0	6
Thursday	0	0	0	0	3	2	0	0	0	0	0	0	5
Friday	0	0	0	1	2	3	0	1	0	7	0	5	19
Saturday	1	0	0	0	17	0	1	0	0	4	11	10	44
Sunday	0	4	0	1	1	0	4	0	1	3	4	0	18
<b>Time</b>													
10am-4pm	0	2	0	2	2	3	0	0	0	3	2	0	14
4pm-10pm	1	0	0	2	0	0	0	0	1	0	1	0	5
10pm-12am	0	4	1	0	1	3	0	1	0	7	1	4	22
12am-2am	0	1	0	2	3	2	1	0	0	4	3	11	27
2am-4am	1	10	0	0	14	1	0	0	0	2	2	0	30
4am-10am	0	3	2	1	5	0	5	0	1	1	9	1	28
<b>Age and Gender</b>													
Female 14 and under	0	0	0	1	0	0	0	0	0	1	0	0	2
Female 15-17	0	6	0	0	10	0	0	0	0	0	2	2	20
Female 18-20	0	1	0	1	0	0	0	0	1	3	4	6	16
Female over 21	0	0	0	0	0	0	0	0	0	0	0	0	0
Female no age	0	0	0	0	0	0	0	0	0	0	0	0	0
Male 14 and under	0	1	0	0	0	0	0	0	0	1	3	0	5
Male 15-17	0	4	2	0	12	0	4	0	1	8	5	2	38
Male 18-20	2	8	1	4	3	0	1	1	0	3	4	5	32
Male over 21	0	0	0	0	0	0	0	0	0	0	0	0	0
Male no age	0	0	0	0	0	0	0	0	0	0	0	0	0
<b>MIP</b>	2	20	3	6	25	0	6	0	2	17	18	16	115
17 and Under	0	11	2	2	22	0	5	0	1	11	10	5	69
18-20	2	9	1	4	3	0	1	0	1	6	8	11	46
14 and Under	0	1	0	2	0	0	1	0	0	3	3	1	11
15-17	0	10	2	0	22	0	4	0	1	8	7	4	58
<b>DUI</b>	1	0	0	1	0	9	0	1	0	0	1	0	13
17 and Under	0	0	0	0	0	0	0	0	0	0	0	0	0
18-20	1	0	0	1	0	0	0	1	0	0	0	0	3
21 and Over	0	0	0	0	0	0	0	0	0	0	0	0	0
<b>Open Container</b>	1	2	0	0	0	0	1	0	0	0	0	0	4
<b>Youthful Offender</b>	0	20	1	6	22	0	6	0	1	16	13	7	92
<b>Public Intoxication</b>	0	0	0	0	0	0	0	0	0	0	0	1	1
17 and Under	0	0	0	0	0	0	0	0	0	0	0	0	0
18-20	0	0	0	0	0	0	0	0	0	0	0	1	1
21 and Over	0	0	0	0	0	0	0	0	0	0	0	0	0
14 and Under	0	0	0	0	0	0	0	0	0	0	0	0	0
15-17	0	0	0	0	0	0	0	0	0	0	0	0	0
<b>Minor in Establishment</b>	0	0	0	0	0	1	0	0	0	0	0	0	1
<b>Furnish to Minor</b>	0	0	0	0	0	0	0	0	0	3	0	0	3
<b>Sell to Minor</b>	0	0	0	0	0	0	0	0	0	0	0	0	0
<b>False ID</b>	0	0	0	0	0	0	0	0	0	0	0	0	0
<b>BAC</b>													
PBT	0.150	0.120	0.120	0	0.067	0	0.108	0	0	0.090	0.172	0.074	0.113
Intoximeter	0	0	0	0	0	0	0	0	0.054	0	0	0	0.054
Refused	1	1	0	1	0	0	1	0	0	0	1	0	5
<b>Location of Offense</b>													
Bar	0	0	0	1	0	0	0	0	0	0	0	0	1
Other	0	1	0	1	0	0	0	0	0	0	9	0	11
Parking Lot	0	1	0	0	2	0	0	0	0	0	0	0	3
Residence	0	11	1	0	16	0	5	0	2	13	3	15	66
Restaurant	0	0	0	0	0	0	0	0	0	0	0	0	0
School	0	1	0	2	2	0	0	0	0	3	1	1	10
Street	2	6	2	3	0	0	1	0	0	0	3	1	18
Vehicle	0	0	0	0	5	0	0	0	0	0	2	0	7
<b>Where Minor Obt. Alc.</b>													
Bar	0	0	0	1	0	0	0	0	0	0	0	0	1
Home	0	1	0	0	0	0	0	0	0	8	0	0	9
Liquor Store	0	0	0	0	0	0	0	0	0	0	0	0	0
Party	0	7	0	0	0	0	0	0	0	0	0	14	21
<b>Other Crimes Charged</b>													
Disorderly Conduct	0	0	0	0	0	1	0	0	0	1	0	0	2
Disturbing Peace	0	0	0	2	0	1	0	0	0	0	1	0	4
Duties of Driver	0	0	0	0	0	0	2	0	0	0	0	0	2
Interference	0	0	0	2	0	0	0	0	0	1	0	1	4
Leave Scene Accident	0	0	0	1	0	0	1	0	0	0	0	0	2
No DL	0	0	0	1	0	0	0	0	0	0	0	0	1
Poss. Cont. Subst.	0	1	1	0	0	0	0	0	0	0	0	0	2
Poss. Of Marijuana	0	1	1	0	0	0	1	0	0	0	0	0	3
Warrant	0	0	1	0	0	0	0	0	0	0	0	0	1

Big Horn County: January - December 2016													
	Jan.	Feb.	Mar.	Apr.	May	Jun.	July	Aug.	Sept.	Oct.	Nov.	Dec.	Totals & Ave.
<b>Total Arrests</b>	9	2	0	0	0	0	4	0	0	0	0	6	21
Arrest	1	0	0	0	0	0	0	0	0	0	0	0	1
Cite/Release	8	2	0	0	0	0	4	0	0	0	0	6	20
<b>Juvenile Arrests</b>													
Arrest	0	0	0	0	0	0	0	0	0	0	0	0	0
Cite/Release	0	0	0	0	0	0	2	0	0	0	0	3	5
14 and Under	0	0	0	0	0	0	0	0	0	0	0	0	0
15-17	0	0	0	0	0	0	0	0	0	0	0	0	0
18-20	1	0	0	0	0	0	0	0	0	0	0	0	1
Male Juvenile	0	0	0	0	0	0	0	0	0	0	0	0	0
14 and Under	0	0	0	0	0	0	0	0	0	0	0	0	0
15-17	0	0	0	0	0	0	0	0	0	0	0	0	0
18-20	1	0	0	0	0	0	0	0	0	0	0	0	1
Female Juvenile	0	0	0	0	0	0	0	0	0	0	0	0	0
14 and Under	0	0	0	0	0	0	0	0	0	0	0	0	0
15-17	0	0	0	0	0	0	0	0	0	0	0	0	0
18-20	0	0	0	0	0	0	0	0	0	0	0	0	0
<b>Day of Week</b>													
Monday	1	0	0	0	0	0	0	0	0	0	0	0	1
Tuesday	7	0	0	0	0	0	0	0	0	0	0	0	7
Wednesday	0	0	0	0	0	0	0	0	0	0	0	0	0
Thursday	0	0	0	0	0	0	0	0	0	0	0	0	0
Friday	0	0	0	0	0	0	0	0	0	0	0	0	0
Saturday	0	2	0	0	0	0	4	0	0	0	0	8	14
Sunday	1	0	0	0	0	0	0	0	0	0	0	0	1
<b>Time</b>													
10am-4pm	8	0	0	0	0	0	0	0	0	0	0	0	8
4pm-10pm	0	0	0	0	0	0	1	0	0	0	0	0	1
10pm-12am	1	0	0	0	0	0	0	0	0	0	0	8	9
12am-2am	0	2	0	0	0	0	0	0	0	0	0	0	2
2am-4am	0	0	0	0	0	0	0	0	0	0	0	0	0
4am-10am	0	0	0	0	0	0	3	0	0	0	0	0	3
<b>Age and Gender</b>													
Female 14 and under	0	0	0	0	0	0	0	0	0	0	0	0	0
Female 15-17	0	0	0	0	0	0	2	0	0	0	0	4	6
Female 18-20	0	0	0	0	0	0	0	0	0	0	0	0	0
Female over 21	8	0	0	0	0	0	0	0	0	0	0	0	8
Female no age	0	0	0	0	0	0	0	0	0	0	0	0	0
Male 14 and under	0	0	0	0	0	0	0	0	0	0	0	0	0
Male 15-17	0	0	0	0	0	0	0	0	0	0	0	1	1
Male 18-20	1	2	0	0	0	0	2	0	0	0	0	3	8
Male over 21	0	0	0	0	0	0	0	0	0	0	0	0	0
Male no age	0	0	0	0	0	0	0	0	0	0	0	0	0
<b>MIP</b>	1	2	0	0	0	0	4	0	0	0	0	6	13
17 and Under	0	0	0	0	0	0	2	0	0	0	0	3	5
18-20	1	2	0	0	0	0	2	0	0	0	0	3	8
14 and Under	0	0	0	0	0	0	0	0	0	0	0	0	0
15-17	0	0	0	0	0	0	2	0	0	0	0	3	5
<b>DUI</b>	8	0	0	0	0	0	0	0	0	0	1	0	9
17 and Under	0	0	0	0	0	0	0	0	0	0	0	0	0
18-20	0	0	0	0	0	0	0	0	0	0	0	0	0
21 and Over	8	0	0	0	0	0	0	0	0	0	0	0	8
<b>Open Container</b>	0	0	0	0	0	0	0	0	0	0	0	0	0
<b>Public Intoxication</b>	0	0	0	0	0	0	0	0	0	0	0	0	0
17 and Under	0	0	0	0	0	0	0	0	0	0	0	0	0
18-20	0	0	0	0	0	0	0	0	0	0	0	0	0
21 and Over	0	0	0	0	0	0	0	0	0	0	0	0	0
14 and Under	0	0	0	0	0	0	0	0	0	0	0	0	0
15-17	0	0	0	0	0	0	0	0	0	0	0	0	0
<b>Minor in Establishment</b>	0	0	0	0	0	0	0	0	0	0	0	0	0
<b>Furnish to Minor</b>	0	0	0	1	0	0	0	0	0	0	0	0	1
<b>Sell to Minor</b>	8	0	0	1	0	0	0	0	0	0	0	0	9
<b>False ID</b>	0	0	0	0	0	0	0	0	0	0	0	0	0
<b>BAC</b>													
PBT	0	0.112	0	0	0	0	0	0	0	0	0	0.032	0.072
Intoximeter	0	0	0	0	0	0	0	0	0	0	0	0	0
Refused	0	0	0	0	0	0	0	0	0	0	0	2	2
<b>Location of Offense</b>													
Bar	4	0	0	0	0	0	0	0	0	0	0	0	4
Other	0	2	0	0	0	0	4	0	0	0	0	8	14
Residence	1	0	0	0	0	0	0	0	0	0	0	0	1
<b>Where Minor Obt. Alc.</b>													
Bar	0	0	0	0	0	0	0	0	0	0	0	0	0
Home	0	0	0	0	0	0	0	0	0	0	0	0	0
Liquor Store	0	0	0	0	0	0	0	0	0	0	0	0	0
Party	0	2	0	0	0	0	4	0	0	0	0	8	14
<b>Other Crimes Charged</b>													

Cheyenne: January - December 2016													Totals
	Jan.	Feb.	Mar.	Apr.	May	Jun.	July	Aug.	Sept.	Oct.	Nov.	Dec.	& Ave.
<b>Total Arrests</b>	6	7	15	9	14	14	45	4	10	6	15	12	157
Arrest	2	1	3	4	1	1	7	1	2	2	1	2	27
Cite/Release	4	6	12	5	13	13	38	3	8	4	14	10	130
<b>Juvenile Arrests</b>													
Arrest	2	1	1	0	0	0	0	0	2	0	0	0	6
Cite/Release	3	5	12	1	6	10	18	3	5	3	0	3	69
14 and Under	1	0	0	0	0	0	0	0	0	0	0	0	1
15-17	1	1	1	0	0	0	0	0	2	0	0	0	5
18-20	0	0	2	4	1	1	7	1	0	2	1	2	21
Male Juvenile	0	0	0	0	0	0	0	0	0	0	0	0	0
14 and Under	1	0	0	0	0	0	0	0	0	0	0	0	1
15-17	1	1	0	0	0	0	0	0	1	0	0	0	3
18-20	0	0	1	4	1	1	6	1	0	2	1	2	19
Female Juvenile	0	0	0	0	0	0	0	0	0	0	0	0	0
14 and Under	0	0	0	0	0	0	0	0	0	0	0	0	0
15-17	0	0	1	0	0	0	0	0	1	0	0	0	2
18-20	0	0	1	0	0	0	1	0	0	0	0	0	2
<b>Day of Week</b>													
Monday	2	0	9	1	0	8	2	0	0	1	4	0	27
Tuesday	2	0	0	0	1	0	3	0	1	1	2	2	12
Wednesday	0	1	1	3	3	0	5	1	0	2	2	0	18
Thursday	0	0	0	1	1	1	10	1	2	0	0	0	16
Friday	1	0	2	0	9	1	8	0	3	2	7	4	37
Saturday	1	1	0	3	0	2	9	1	4	0	0	3	24
Sunday	0	5	3	1	0	2	8	1	0	0	0	3	23
<b>Time</b>													
10am-4pm	0	0	10	1	1	0	0	0	1	2	0	3	18
4pm-10pm	3	2	0	0	2	0	0	0	4	0	13	3	27
10pm-12am	1	0	3	4	2	0	0	0	2	1	0	2	15
12am-2am	0	1	2	4	8	0	11	4	0	3	1	4	38
2am-4am	2	4	0	0	0	2	4	0	3	0	1	0	16
4am-10am	0	0	0	0	1	0	0	0	0	0	0	0	1
<b>Age and Gender</b>													
Female 14 and under	0	0	0	0	0	0	0	0	0	0	0	1	1
Female 15-17	0	1	3	1	4	5	11	2	4	1	0	0	32
Female 18-20	0	0	1	0	2	2	11	0	2	1	1	3	23
Female over 21	0	0	0	0	0	0	3	0	0	0	5	0	8
Female no age	0	0	0	0	0	0	0	0	0	0	0	0	0
Male 14 and under	0	0	0	0	0	0	0	0	0	0	0	0	0
Male 15-17	2	5	10	0	2	5	7	1	3	2	0	1	38
Male 18-20	1	1	1	8	5	2	11	1	1	2	1	4	38
Male over 21	0	0	0	0	1	0	2	0	0	0	3	2	8
Male no age	0	0	0	0	0	0	0	0	0	0	0	0	0
<b>MIP</b>	5	6	13	5	12	11	36	3	9	4	2	7	113
17 and Under	4	5	12	1	6	10	18	2	6	3	0	3	70
18-20	1	1	1	4	6	1	18	1	3	1	2	4	43
14 and Under	2	0	0	0	0	0	0	0	0	0	0	2	4
15-17	2	5	12	1	6	10	18	2	6	3	0	1	66
<b>DUI</b>	1	1	2	3	0	1	4	2	1	1	1	0	17
17 and Under	1	1	1	0	0	0	0	1	1	0	0	0	5
18-20	0	0	1	3	0	1	4	1	0	1	0	0	11
21 and Over	0	0	0	0	0	0	0	0	0	0	0	0	0
<b>Open Container</b>	0	1	0	4	0	1	1	0	1	0	0	1	9
<b>Youthful Offender</b>	0	1	0	1	0	0	0	0	0	0	0	0	2
<b>Public Intoxication</b>	0	0	0	0	1	2	2	0	2	0	1	3	11
17 and Under	0	0	0	0	0	0	0	0	2	0	0	0	2
18-20	0	0	0	0	1	2	2	0	0	0	1	3	9
21 and Over	0	0	0	0	0	0	0	0	0	0	0	0	0
14 and Under	0	0	0	0	0	0	0	0	0	0	0	0	0
15-17	0	0	0	0	0	0	0	0	2	0	0	0	2
<b>Minor in Establishment</b>	0	0	0	0	0	0	0	0	1	0	0	0	1
<b>Furnish to Minor</b>	0	0	0	0	1	0	5	0	0	0	13	2	21
<b>Sell to Minor</b>	0	0	0	0	0	0	0	0	0	0	0	0	0
<b>False ID</b>	0	0	0	1	0	0	5	0	1	0	1	0	8
<b>BAC</b>													
PBT	0.075	0.032	0.036	0.069	0.068	0.048	0.085	0.140	0.053	0.054	0.128	0.049	0.070
Intoximeter	0.121	0	0.200	0.050	0	0	0	0	0.220	0.130	0	0	0.144
Refused	0	0	0	0	0	0	1	0	0	0	0	0	1
<b>Location of Offense</b>													
Bar	0	0	0	0	0	0	0	0	1	0	0	0	1
Other	0	0	0	0	0	0	21	0	0	0	0	1	22
Residence	3	5	0	0	3	0	11	3	0	3	0	3	31
Restaurant	0	0	0	0	0	0	0	0	0	0	0	1	1
School	0	0	9	0	2	0	0	0	3	2	0	3	19
Street	3	2	2	8	0	0	0	1	3	0	0	2	21
Vehicle	0	0	0	0	0	0	6	0	3	1	0	1	11
<b>Where Minor Obt. Alc.</b>													
Bar	0	0	0	0	0	0	1	0	1	0	0	0	2
Home	4	0	9	0	1	0	0	0	0	0	0	0	14
Liquor Store	0	0	0	0	0	0	0	0	0	0	0	0	0
Party	2	5	1	0	11	0	8	1	0	2	0	0	30
<b>Other Crimes Charged</b>													
Assault	0	0	0	0	0	0	1	0	0	0	0	0	1
Burglary	0	0	0	0	0	0	0	0	1	0	0	0	1
Curfew	0	0	0	0	0	1	0	1	1	0	0	0	3
Disorderly Conduct	0	2	0	0	0	1	1	0	0	1	0	0	5
Duties of Driver	0	0	0	0	0	0	0	0	0	1	0	0	1
Juvenile party report	0	0	0	0	0	0	0	0	0	1	0	0	1
No DL	0	0	1	0	0	0	0	0	0	0	0	0	1
Poss. Of Marijuana	0	0	0	0	0	0	1	1	0	1	0	0	3
Property Destruction	0	0	0	0	0	0	0	1	0	0	0	0	1
Traffic Offense	1	0	0	0	0	0	0	0	1	0	0	0	2
Warrant	0	0	0	0	0	0	1	0	0	0	0	0	1

Douglas: January - December 2016													Totals
	Jan.	Feb.	Mar.	Apr.	May	Jun.	July	Aug.	Sept.	Oct.	Nov.	Dec.	& Ave.
<b>Total Arrests</b>	1	2	1	0	1	1	2	7	1	3	0	1	20
Arrest	0	2	0	0	0	0	2	1	0	1	0	0	6
Cite/Release	1	0	1	0	1	1	0	6	1	2	0	1	14
<b>Juvenile Arrests</b>	0	0	0	0	0	0	0	0	0	0	0	0	0
Arrest	0	0	0	0	0	0	1	0	0	0	0	0	1
Cite/Release	0	0	0	0	0	0	0	2	1	0	0	0	3
14 and Under	0	0	0	0	0	0	0	0	0	0	0	0	0
15-17	0	0	0	0	0	0	1	0	0	0	0	0	1
18-20	0	2	0	0	0	0	1	1	0	1	0	0	5
Male Juvenile	0	0	0	0	0	0	0	0	0	0	0	0	0
14 and Under	0	0	0	0	0	0	0	0	0	0	0	0	0
15-17	0	0	0	0	0	0	1	0	0	0	0	0	1
18-20	0	2	0	0	0	0	1	1	0	1	0	0	5
Female Juvenile	0	0	0	0	0	0	0	0	0	0	0	0	0
14 and Under	0	0	0	0	0	0	0	0	0	0	0	0	0
15-17	0	0	0	0	0	0	0	0	0	0	0	0	0
18-20	0	0	0	0	0	0	0	0	0	0	0	0	0
<b>Day of Week</b>													
Monday	0	0	0	0	0	0	0	0	0	2	0	0	2
Tuesday	0	0	0	0	0	0	0	1	1	0	0	0	2
Wednesday	1	2	0	0	0	0	0	0	0	0	0	0	3
Thursday	0	0	0	0	0	0	1	1	0	0	0	0	2
Friday	0	0	0	0	1	0	0	5	0	0	0	1	7
Saturday	0	0	1	0	0	1	1	0	0	1	0	0	4
Sunday	0	0	0	0	0	0	0	0	0	0	0	0	0
<b>Time</b>													
10am-4pm	0	0	0	0	0	0	0	0	0	0	0	0	0
4pm-10pm	1	0	1	0	1	0	1	5	0	0	0	0	9
10pm-12am	0	2	0	0	0	0	0	2	0	0	0	1	5
12am-2am	0	0	0	0	0	1	1	0	0	3	0	0	5
2am-4am	0	0	0	0	0	0	0	0	1	0	0	0	1
4am-10am	0	0	0	0	0	0	0	0	0	0	0	0	0
<b>Age and Gender</b>													
Female 14 and under	0	0	0	0	0	0	0	0	0	0	0	0	0
Female 15-17	0	0	0	0	0	0	0	2	1	0	0	0	3
Female 18-20	0	0	1	0	0	1	0	0	2	0	1	1	5
Female over 21	1	0	0	0	0	0	0	2	0	0	0	0	3
Female no age	0	0	0	0	0	0	0	0	0	0	0	0	0
Male 14 and under	0	0	0	0	0	0	0	0	0	0	0	0	0
Male 15-17	0	0	0	0	0	0	1	0	0	0	0	0	1
Male 18-20	0	2	0	0	0	0	1	1	0	1	0	0	5
Male over 21	0	0	0	0	1	0	0	2	0	0	0	0	3
Male no age	0	0	0	0	0	0	0	0	0	0	0	0	0
<b>MIP</b>	0	2	0	0	0	1	2	2	0	3	0	1	11
17 and Under	0	0	0	0	0	0	1	1	0	0	0	0	2
18-20	0	2	0	0	0	1	1	1	0	3	0	1	9
14 and Under	0	0	0	0	0	0	0	0	0	0	0	0	0
15-17	0	0	0	0	0	0	1	1	0	0	0	0	2
<b>DUI</b>	0	0	0	0	0	0	0	0	0	0	1	0	1
17 and Under	0	0	0	0	0	0	0	0	0	0	0	0	0
18-20	0	0	0	0	0	0	0	0	0	0	0	0	0
21 and Over	0	0	0	0	0	0	0	0	0	0	0	0	0
<b>Open Container</b>	0	0	0	0	0	0	0	0	0	0	0	0	0
<b>Youthful Offender</b>	0	0	0	0	0	0	0	0	1	0	0	0	1
<b>Public Intoxication</b>	0	1	0	0	0	0	0	0	0	0	0	0	1
17 and Under	0	0	0	0	0	0	0	0	0	0	0	0	0
18-20	0	1	0	0	0	0	0	0	0	0	0	0	1
21 and Over	0	0	0	0	0	0	0	0	0	0	0	0	0
14 and Under	0	0	0	0	0	0	0	0	0	0	0	0	0
15-17	0	0	0	0	0	0	0	0	0	0	0	0	0
<b>Minor in Establishment</b>	0	0	0	0	0	0	0	0	0	0	0	0	0
<b>Furnish to Minor</b>	1	0	0	0	0	0	0	0	0	0	0	0	1
<b>Sell to Minor</b>	0	0	0	0	1	0	0	5	0	0	0	0	6
<b>False ID</b>	0	0	1	0	0	0	0	0	0	0	0	0	1
<b>BAC</b>													
PBT	0	0.264	0	0	0	0.100	0.094	0.048	0.073	0.074	0	0	0.109
Intoximeter	0	0	0	0	0	0	0	0	0	0	0	0	0
Refused	0	0	0	0	0	0	0	1	0	2	0	0	3
<b>Location of Offense</b>													
Bar	1	0	1	0	1	0	0	1	0	0	0	0	4
Other	0	0	0	0	0	0	1	0	0	0	0	0	1
Park	0	0	0	0	0	0	0	1	0	1	0	0	2
Parking Lot	0	0	0	0	0	1	0	1	0	0	0	0	2
Residence	0	0	0	0	0	0	1	0	0	2	0	0	3
Restaurant	0	0	0	0	0	0	0	4	0	0	0	0	4
Street	0	2	0	0	0	0	0	0	1	0	0	0	3
<b>Where Minor Obt. Alc.</b>													
Bar	0	2	0	0	0	0	0	0	0	0	0	0	2
Home	0	0	0	0	0	0	0	1	0	0	0	0	1
Liquor Store	0	0	0	0	0	0	0	0	0	0	0	0	0
Party	0	0	0	0	0	0	1	0	0	2	0	0	3
<b>Other Crimes Charged</b>													
Disturbing Peace	0	0	0	0	0	0	1	0	0	0	0	0	1
Interference	0	2	0	0	0	0	1	0	0	0	0	0	3
Pedestrian Under Influen.	0	1	0	0	0	0	0	0	0	0	0	0	1
Property Destruction	0	0	0	0	0	0	1	0	0	0	0	0	1

Evanston: January - December 2016														Totals
	Jan.	Feb.	Mar.	Apr.	May	Jun.	July	Aug.	Sept.	Oct.	Nov.	Dec.	& Ave.	
<b>Total Arrests</b>	5	4	5	0	11	4	0	0	5	3	0	7	44	
Arrest	2	2	0	0	4	0	0	0	2	1	0	4	15	
Cite/Release	3	2	5	0	7	4	0	0	3	2	0	3	29	
<b>Juvenile Arrests</b>	0	0	0	0	0	0	0	0	0	0	0	0	0	
Arrest	1	2	0	0	1	0	0	0	1	0	0	0	5	
Cite/Release	2	0	5	0	6	1	0	0	2	1	0	2	19	
14 and Under	0	0	0	0	0	0	0	0	0	0	0	0	0	
15-17	1	2	0	0	1	0	0	0	1	0	0	0	5	
18-20	1	0	0	0	3	0	0	0	1	1	0	4	10	
Male Juvenile	0	0	0	0	0	0	0	0	0	0	0	0	0	
14 and Under	0	0	0	0	0	0	0	0	0	0	0	0	0	
15-17	1	2	0	0	1	0	0	0	1	0	0	0	5	
18-20	1	0	0	0	2	0	0	0	1	0	0	3	7	
Female Juvenile	0	0	0	0	0	0	0	0	0	0	0	0	0	
14 and Under	0	0	0	0	0	0	0	0	0	0	0	0	0	
15-17	0	0	0	0	0	0	0	0	0	0	0	0	0	
18-20	0	0	0	0	1	0	0	0	0	1	0	1	3	
<b>Day of Week</b>														
Monday	0	4	0	0	1	2	0	0	3	1	0	0	11	
Tuesday	0	0	0	0	0	0	0	0	1	0	0	0	1	
Wednesday	1	0	0	0	0	2	0	0	0	0	0	0	3	
Thursday	0	0	0	0	4	0	0	0	0	0	0	0	4	
Friday	3	0	4	0	2	0	0	0	0	0	0	7	16	
Saturday	1	0	0	0	0	0	0	0	1	1	0	0	3	
Sunday	0	0	0	0	4	0	0	0	0	1	0	0	5	
<b>Time</b>														
10am-4pm	1	0	0	0	0	0	0	0	0	0	0	0	1	
4pm-10pm	0	4	0	0	0	0	0	0	0	2	0	0	6	
10pm-12am	2	0	5	0	6	2	0	0	5	1	0	0	21	
12am-2am	0	0	0	0	1	0	0	0	0	0	0	7	8	
2am-4am	1	0	0	0	4	2	0	0	0	0	0	0	7	
4am-10am	1	0	0	0	0	0	0	0	0	0	0	0	1	
<b>Age and Gender</b>														
Female 14 and under	0	0	0	0	0	0	0	0	0	0	0	0	0	
Female 15-17	0	0	1	0	3	0	0	0	1	0	0	1	6	
Female 18-20	0	0	0	0	1	0	0	0	0	1	0	1	3	
Female over 21	0	0	0	0	0	1	0	0	0	0	0	0	1	
Female no age	0	0	0	0	0	0	0	0	0	0	0	0	0	
Male 14 and under	0	0	0	0	0	0	0	0	0	0	0	0	0	
Male 15-17	3	2	4	0	4	1	0	0	2	1	0	1	18	
Male 18-20	2	2	0	0	3	2	0	0	2	1	0	4	16	
Male over 21	0	0	0	0	0	0	0	0	0	0	0	0	0	
Male no age	0	0	0	0	0	0	0	0	0	0	0	0	0	
<b>MIP</b>	4	4	5	0	11	3	0	0	3	3	0	7	40	
17 and Under	3	2	5	0	7	1	0	0	1	1	0	2	22	
18-20	1	2	0	0	4	2	0	0	2	2	0	5	18	
14 and Under	0	0	0	0	0	0	0	0	0	0	0	0	0	
15-17	3	2	5	0	7	1	0	0	1	1	0	2	22	
<b>DUI</b>	2	0	0	0	0	0	0	0	2	0	1	0	5	
17 and Under	1	0	0	0	0	0	0	0	1	0	0	0	2	
18-20	1	0	0	0	0	0	0	0	1	0	0	0	2	
21 and Over	0	0	0	0	0	0	0	0	0	0	0	0	0	
<b>Open Container</b>	0	0	0	0	0	0	0	0	1	0	0	0	1	
<b>Youthful Offender</b>	0	0	0	0	1	0	0	0	2	0	0	0	3	
<b>Public Intoxication</b>	0	0	0	0	0	0	0	0	0	0	0	0	0	
17 and Under	0	0	0	0	0	0	0	0	0	0	0	0	0	
18-20	0	0	0	0	0	0	0	0	0	0	0	0	0	
21 and Over	0	0	0	0	0	0	0	0	0	0	0	0	0	
14 and Under	0	0	0	0	0	0	0	0	0	0	0	0	0	
15-17	0	0	0	0	0	0	0	0	0	0	0	0	0	
<b>Minor in Establishment</b>	1	0	0	0	0	0	0	0	0	0	0	0	1	
<b>Furnish to Minor</b>	0	0	0	0	0	1	0	0	0	0	0	0	1	
<b>Sell to Minor</b>	0	0	0	0	0	0	0	0	0	0	0	0	0	
<b>False ID</b>	0	0	0	0	0	0	0	0	0	0	0	0	0	
<b>BAC</b>														
PBT	0.074	0.162	0.104	0	0.075	0.102	0	0	0.182	0.045	0	0.106	0.106	
Intoximeter	0.127	0	0	0	0	0	0	0	0.103	0	0	0	0.115	
Refused	0	0	0	0	0	0	0	0	0	0	0	0	0	
<b>Location of Offense</b>														
Bar	1	0	0	0	0	0	0	0	0	0	0	0	1	
Parking Lot	0	0	0	0	0	0	0	0	1	1	0	0	2	
Residence	2	4	5	0	7	2	0	0	0	2	0	7	29	
Street	0	0	0	0	1	0	0	0	4	0	0	0	5	
Vehicle	2	0	0	0	1	2	0	0	0	0	0	0	5	
<b>Where Minor Obt. Alc.</b>														
Bar	1	0	0	0	0	0	0	0	0	0	0	0	1	
Home	1	0	0	0	5	0	0	0	1	1	0	7	15	
Liquor Store	0	0	0	0	0	0	0	0	0	0	0	0	0	
Party	0	4	5	0	3	3	0	0	3	1	0	0	19	
<b>Other Crimes Charged</b>														
Disorderly Conduct	0	0	0	0	1	0	0	0	0	0	0	0	1	
Duties of Driver	1	0	0	0	0	0	0	0	0	0	0	0	1	
Interference	0	0	0	0	1	0	0	0	0	0	0	0	1	
Juvenile party report	0	0	1	0	1	0	0	0	0	0	0	0	2	
No DL	1	0	0	0	0	0	0	0	0	0	0	0	1	
Poss. Cont. Subst.	0	0	0	0	1	0	0	0	0	0	0	0	1	
Poss. Drug Para.	1	2	0	0	1	0	0	0	0	0	0	0	4	
Poss. Of Tobacco	0	0	0	0	0	0	0	0	0	1	0	0	1	
Probation Violation	0	0	0	0	2	0	0	0	0	1	0	0	3	

Gillette: January - December 2016														Totals
	Jan.	Feb.	Mar.	Apr.	May	Jun.	July	Aug.	Sept.	Oct.	Nov.	Dec.	& Ave.	
<b>Total Arrests</b>	18	3	4	1	14	6	7	2	10	15	11	17	108	
Arrest	3	1	1	1	4	1	3	2	3	3	1	3	26	
Cite/Release	15	2	3	0	10	5	4	0	7	12	10	14	82	
<b>Juvenile Arrests</b>	0	0	0	0	0	0	0	0	0	0	0	0	0	
Arrest	1	0	0	0	0	1	0	0	0	0	0	1	3	
Cite/Release	2	0	1	0	3	2	0	0	3	8	5	7	31	
14 and Under	0	0	0	0	0	0	0	0	0	0	0	0	0	
15-17	1	0	0	0	0	1	0	0	0	0	0	1	3	
18-20	2	1	1	1	3	0	3	2	3	3	1	2	22	
Male Juvenile	0	0	0	0	0	0	0	0	0	0	0	0	0	
14 and Under	0	0	0	0	0	0	0	0	0	0	0	0	0	
15-17	1	0	0	0	0	0	0	0	0	0	0	0	1	
18-20	1	1	1	1	0	0	2	1	3	2	0	2	14	
Female Juvenile	0	0	0	0	0	0	0	0	0	0	0	0	0	
14 and Under	0	0	0	0	0	0	0	0	0	0	0	0	0	
15-17	0	0	0	0	0	1	0	0	0	0	0	1	2	
18-20	1	0	0	0	3	0	1	1	0	1	1	0	8	
<b>Day of Week</b>														
Monday	1	1	0	0	0	1	0	1	2	4	0	0	10	
Tuesday	2	0	1	1	0	0	2	1	0	0	1	0	8	
Wednesday	1	0	0	0	0	0	1	0	1	0	3	1	7	
Thursday	3	0	1	0	2	0	1	0	1	0	0	4	12	
Friday	5	1	0	0	1	1	1	0	2	0	5	3	19	
Saturday	3	1	2	0	10	0	1	0	3	5	1	7	33	
Sunday	3	0	0	0	1	4	1	0	1	6	1	2	19	
<b>Time</b>														
10am-4pm	1	0	0	0	0	0	1	0	2	1	0	1	6	
4pm-10pm	0	0	2	0	2	2	4	0	0	0	3	5	18	
10pm-12am	9	0	0	1	1	0	0	1	2	5	4	0	23	
12am-2am	2	2	0	0	10	0	0	0	5	3	3	6	31	
2am-4am	6	1	0	0	1	1	1	0	1	0	0	3	14	
4am-10am	0	0	2	0	0	3	1	1	0	6	1	2	16	
<b>Age and Gender</b>														
Female 14 and under	0	0	0	0	0	0	0	0	0	1	0	2	3	
Female 15-17	2	0	1	0	0	1	0	0	1	3	1	4	13	
Female 18-20	6	2	1	0	9	2	1	1	2	2	3	3	32	
Female over 21	0	0	0	0	0	0	0	0	0	0	0	0	0	
Female no age	0	0	0	0	0	0	0	0	0	0	0	0	0	
Male 14 and under	0	0	0	0	0	0	0	0	0	0	1	0	1	
Male 15-17	1	0	0	0	3	2	0	0	2	4	3	2	17	
Male 18-20	9	1	2	1	0	1	6	1	5	5	3	5	39	
Male over 21	0	0	0	0	2	0	0	0	0	0	0	1	3	
Male no age	0	0	0	0	0	0	0	0	0	0	0	0	0	
<b>MIP</b>	18	2	4	1	12	5	5	2	8	12	11	15	95	
17 and Under	3	0	1	0	3	2	0	0	3	7	5	8	32	
18-20	15	2	3	1	9	3	5	2	5	5	6	7	63	
14 and Under	0	0	0	0	0	0	0	0	0	1	1	2	4	
15-17	3	0	1	0	3	2	0	0	3	6	4	6	28	
<b>DUI</b>	0	1	0	0	0	0	0	0	1	3	2	1	8	
17 and Under	0	0	0	0	0	0	0	0	0	0	0	0	0	
18-20	0	1	0	0	0	0	0	0	1	3	1	1	7	
21 and Over	0	0	0	0	0	0	0	0	0	0	0	0	0	
<b>Open Container</b>	0	0	0	0	0	0	0	0	0	1	1	1	3	
<b>Youthful Offender</b>	0	0	0	0	0	1	1	0	0	0	0	0	2	
<b>Public Intoxication</b>	2	0	0	0	1	0	2	0	0	1	0	0	6	
17 and Under	0	0	0	0	0	0	0	0	0	0	0	0	0	
18-20	2	0	0	0	1	0	2	0	0	1	0	0	6	
21 and Over	0	0	0	0	0	0	0	0	0	0	0	0	0	
14 and Under	0	0	0	0	0	0	0	0	0	0	0	0	0	
15-17	0	0	0	0	0	0	0	0	0	0	0	0	0	
<b>Minor in Establishment</b>	0	0	0	0	1	0	0	0	0	1	0	0	2	
<b>Furnish to Minor</b>	0	0	0	0	2	0	0	0	2	1	0	1	6	
<b>Sell to Minor</b>	0	0	0	0	0	0	0	0	0	0	0	0	0	
<b>False ID</b>	0	0	0	0	0	0	1	1	0	0	0	0	2	
<b>BAC</b>														
PBT	0.146	0.104	0.115	0.064	0.115	0.156	0.170	0.100	0.069	0.086	0.107	0.073	0.109	
Intoximeter	0	0	0	0	0	0	0.089	0	0	0.100	0.101	0.196	0.122	
Refused	1	0	0	0	0	1	1	1	4	7	1	0	16	
<b>Location of Offense</b>														
Bar	0	0	0	0	1	0	1	1	0	0	0	0	3	
Other	0	0	0	0	2	1	1	0	0	0	0	1	5	
Park	0	0	0	0	1	0	0	0	0	0	0	0	1	
Parking Lot	0	0	0	0	0	1	2	0	0	0	0	0	3	
Residence	10	2	3	0	10	3	0	1	8	5	1	14	57	
Restaurant	0	0	0	0	0	0	1	0	0	0	0	0	1	
School	0	0	0	0	0	0	0	0	0	4	1	0	5	
Street	1	0	0	0	0	0	0	0	0	0	0	0	1	
Vehicle	7	1	1	1	0	1	2	0	2	6	9	2	32	
<b>Where Minor Obt. Alc.</b>														
Bar	5	0	0	0	1	0	0	1	0	1	0	0	8	
Home	5	2	3	0	3	0	0	0	0	1	1	2	17	
Liquor Store	0	0	0	0	0	0	0	0	0	0	0	0	0	
Party	4	0	0	0	10	1	0	0	0	7	3	10	35	
<b>Other Crimes Charged</b>														
Assault	0	0	0	0	1	0	0	0	2	0	0	2	5	
Disturbing Peace	0	0	0	0	0	0	0	0	0	0	0	1	1	
Duties of Driver	0	0	0	0	0	0	0	0	1	0	0	0	1	
Interference	1	0	0	0	1	0	0	1	2	2	2	0	9	
No DL	0	0	0	0	0	0	0	0	0	0	1	0	1	
Poss. Cont. Subst.	0	0	0	0	0	0	0	1	0	0	0	0	1	
Poss. Of Marijuana	0	0	0	0	0	0	0	0	2	1	0	3	6	
Poss. Of Tobacco	0	0	0	0	0	0	0	0	1	0	0	2	3	
Probation Violation	1	1	1	0	0	0	0	0	0	0	0	0	3	
Traffic Offense	0	0	0	0	0	0	0	0	1	2	0	0	3	
Warrant	0	0	0	1	2	0	1	0	0	0	0	0	4	

Hot Springs: January - December 2016													
	Jan.	Feb.	Mar.	Apr.	May	Jun.	July	Aug.	Sept.	Oct.	Nov.	Dec.	Totals & Ave.
<b>Total Arrests</b>	1	0	1	0	2	0	0	0	0	0	0	2	6
Arrest	1	0	0	0	0	0	0	0	0	0	0	0	1
Cite/Release	0	0	1	0	2	0	0	0	0	0	0	2	5
<b>Juvenile Arrests</b>	0	0	0	0	0	0	0	0	0	0	0	0	0
Arrest	0	0	0	0	0	0	0	0	0	0	0	0	0
Cite/Release	0	0	1	0	1	0	0	0	0	0	0	1	3
14 and Under	0	0	0	0	0	0	0	0	0	0	0	0	0
15-17	0	0	0	0	0	0	0	0	0	0	0	0	0
18-20	1	0	0	0	0	0	0	0	0	0	0	0	1
Male Juvenile	0	0	0	0	0	0	0	0	0	0	0	0	0
14 and Under	0	0	0	0	0	0	0	0	0	0	0	0	0
15-17	0	0	0	0	0	0	0	0	0	0	0	0	0
18-20	1	0	0	0	0	0	0	0	0	0	0	0	1
Female Juvenile	0	0	0	0	0	0	0	0	0	0	0	0	0
14 and Under	0	0	0	0	0	0	0	0	0	0	0	0	0
15-17	0	0	0	0	0	0	0	0	0	0	0	0	0
18-20	0	0	0	0	0	0	0	0	0	0	0	0	0
<b>Day of Week</b>													
Monday	0	0	0	0	0	0	0	0	0	0	0	0	0
Tuesday	0	0	0	0	0	0	0	0	0	0	0	0	0
Wednesday	0	0	0	0	0	0	0	0	0	0	0	0	0
Thursday	0	0	0	0	0	0	0	0	0	0	0	0	0
Friday	0	0	1	0	0	0	0	0	0	0	0	0	1
Saturday	0	0	0	0	0	0	0	0	0	0	0	2	2
Sunday	4	0	0	0	2	0	0	0	0	0	0	0	6
<b>Time</b>													
10am-4pm	0	0	1	0	0	0	0	0	0	0	0	0	1
4pm-10pm	4	0	0	0	0	0	0	0	0	0	0	2	6
10pm-12am	0	0	0	0	0	0	0	0	0	0	0	0	0
12am-2am	0	0	0	0	2	0	0	0	0	0	0	0	2
2am-4am	0	0	0	0	0	0	0	0	0	0	0	0	0
4am-10am	0	0	0	0	0	0	0	0	0	0	0	0	0
<b>Age and Gender</b>													
Female 14 and under	0	0	0	0	0	0	0	0	0	0	0	0	0
Female 15-17	0	0	0	0	0	0	0	0	0	0	0	0	0
Female 18-20	0	0	0	0	0	0	0	0	0	0	0	1	1
Female over 21	0	0	0	0	1	0	0	0	0	0	0	0	1
Female no age	0	0	0	0	0	0	0	0	0	0	0	0	0
Male 14 and under	0	0	0	0	0	0	0	0	0	0	0	0	0
Male 15-17	0	0	1	0	1	0	0	0	0	0	0	1	3
Male 18-20	4	0	0	0	0	0	0	0	0	0	0	0	4
Male over 21	0	0	0	0	0	0	0	0	0	0	0	0	0
Male no age	0	0	0	0	0	0	0	0	0	0	0	0	0
<b>MIP</b>	1	0	1	0	1	0	0	0	0	0	0	2	5
17 and Under	0	0	1	0	1	0	0	0	0	0	0	1	3
18-20	1	0	0	0	0	0	0	0	0	0	0	1	2
14 and Under	0	0	0	0	0	0	0	0	0	0	0	0	0
15-17	0	0	1	0	1	0	0	0	0	0	0	1	3
<b>DUI</b>	1	0	0	0	0	0	0	0	0	0	1	0	2
17 and Under	0	0	0	0	0	0	0	0	0	0	0	0	0
18-20	1	0	0	0	0	0	0	0	0	0	0	0	1
21 and Over	0	0	0	0	0	0	0	0	0	0	0	0	0
<b>Open Container</b>	0	0	0	0	0	0	0	0	0	0	0	0	0
<b>Public Intoxication</b>	0	0	0	0	0	0	0	0	0	0	0	0	0
17 and Under	0	0	0	0	0	0	0	0	0	0	0	0	0
18-20	0	0	0	0	0	0	0	0	0	0	0	0	0
21 and Over	0	0	0	0	0	0	0	0	0	0	0	0	0
14 and Under	0	0	0	0	0	0	0	0	0	0	0	0	0
15-17	0	0	0	0	0	0	0	0	0	0	0	0	0
<b>Minor in Establishment</b>	0	0	0	0	0	0	0	0	0	0	0	0	0
<b>Furnish to Minor</b>	0	0	0	0	1	0	0	0	0	0	0	0	1
<b>Sell to Minor</b>	0	0	0	0	0	0	0	0	0	0	0	0	0
<b>False ID</b>	0	0	0	0	0	0	0	0	0	0	0	0	0
<b>BAC</b>													
PBT	0	0	0.010	0	0.121	0	0	0	0	0	0	0.032	0.054
Intoximeter	0.120	0	0	0	0	0	0	0	0	0	0	0	0.120
Refused	0	0	0	0	0	0	0	0	0	0	0	0	0
<b>Location of Offense</b>													
Other	0	0	0	0	0	0	0	0	0	0	0	2	2
Residence	0	0	0	0	2	0	0	0	0	0	0	0	2
School	0	0	1	0	0	0	0	0	0	0	0	0	1
Street	1	0	0	0	0	0	0	0	0	0	0	0	1
<b>Where Minor Obt. Alc.</b>													
Bar	0	0	0	0	0	0	0	0	0	0	0	0	0
Home	0	0	1	0	1	0	0	0	0	0	0	0	2
Liquor Store	0	0	0	0	0	0	0	0	0	0	0	0	0
Party	0	0	0	0	0	0	0	0	0	0	0	0	0
<b>Other Crimes Charged</b>													



Jackson: January - December 2016													
	Jan.	Feb.	Mar.	Apr.	May	Jun.	July	Aug.	Sept.	Oct.	Nov.	Dec.	Totals & Ave.
<b>Total Arrests</b>	3	0	9	0	1	3	1	2	1	3	9	1	33
Arrest	0	0	0	0	1	1	1	0	0	1	0	1	5
Cite/Release	3	0	9	0	0	2	0	2	1	2	9	0	28
<b>Juvenile Arrests</b>													
Arrest	0	0	0	0	1	0	0	0	0	0	0	0	1
Cite/Release	0	0	2	0	0	1	0	2	0	0	0	0	5
14 and Under	0	0	0	0	0	0	0	0	0	0	0	0	0
15-17	0	0	0	0	1	0	0	0	0	0	0	0	1
18-20	0	0	0	0	0	1	1	0	0	1	0	1	4
Male Juvenile	0	0	0	0	0	0	0	0	0	0	0	0	0
14 and Under	0	0	0	0	0	0	0	0	0	0	0	0	0
15-17	0	0	0	0	0	0	0	0	0	0	0	0	0
18-20	0	0	0	0	0	1	1	0	0	0	0	1	3
Female Juvenile	0	0	0	0	0	0	0	0	0	0	0	0	0
14 and Under	0	0	0	0	0	0	0	0	0	0	0	0	0
15-17	0	0	0	0	1	0	0	0	0	0	0	0	1
18-20	0	0	0	0	0	0	0	0	0	1	0	0	1
<b>Day of Week</b>													
Monday	0	0	0	0	0	1	0	0	0	0	0	0	1
Tuesday	0	0	0	0	0	0	0	0	0	0	0	0	0
Wednesday	0	0	0	0	0	2	0	0	0	1	0	0	3
Thursday	0	0	4	0	1	0	0	0	0	2	0	0	7
Friday	1	0	0	0	0	0	0	0	1	0	9	0	11
Saturday	2	0	4	0	0	0	0	0	0	0	0	0	6
Sunday	0	0	1	0	0	0	1	2	0	0	0	1	5
<b>Time</b>													
10am-4pm	0	0	0	0	0	0	0	0	0	0	3	0	3
4pm-10pm	1	0	4	0	0	0	0	0	1	3	6	0	15
10pm-12am	0	0	1	0	1	1	0	0	0	0	0	0	3
12am-2am	2	0	3	0	0	0	1	2	0	0	0	1	9
2am-4am	0	0	1	0	0	2	0	0	0	0	0	0	3
4am-10am	0	0	0	0	0	0	0	0	0	0	0	0	0
<b>Age and Gender</b>													
Female 14 and under	0	0	0	0	0	0	0	2	0	0	0	0	2
Female 15-17	0	0	1	0	1	0	0	0	0	0	0	0	2
Female 18-20	0	0	0	0	0	0	0	0	0	2	0	0	2
Female over 21	0	0	2	0	0	0	0	0	0	0	2	0	4
Female no age	0	0	0	0	0	0	0	0	0	0	0	0	0
Male 14 and under	0	0	0	0	0	0	0	0	0	0	0	0	0
Male 15-17	0	0	1	0	0	1	0	0	0	0	0	0	2
Male 18-20	2	0	3	0	0	2	1	0	0	1	0	1	10
Male over 21	1	0	2	0	0	0	0	0	1	0	7	0	11
Male no age	0	0	0	0	0	0	0	0	0	0	0	0	0
<b>MIP</b>	1	0	4	0	1	3	1	2	0	2	0	1	15
17 and Under	0	0	1	0	1	1	0	2	0	0	0	0	5
18-20	1	0	3	0	0	2	1	0	0	2	0	1	10
14 and Under	0	0	0	0	0	0	0	2	0	0	0	0	2
15-17	0	0	1	0	1	1	0	0	0	0	0	0	3
<b>DUI</b>	0	0	1	0	0	0	0	0	0	0	1	0	2
17 and Under	0	0	1	0	0	0	0	0	0	0	0	0	1
18-20	0	0	0	0	0	0	0	0	0	0	0	0	0
21 and Over	0	0	0	0	0	0	0	0	0	0	0	0	0
<b>Open Container</b>	0	0	0	0	0	0	0	0	0	0	0	0	0
<b>Public Intoxication</b>	0	0	0	0	0	0	0	0	0	0	0	0	0
17 and Under	0	0	0	0	0	0	0	0	0	0	0	0	0
18-20	0	0	0	0	0	0	0	0	0	0	0	0	0
21 and Over	0	0	0	0	0	0	0	0	0	0	0	0	0
14 and Under	0	0	0	0	0	0	0	0	0	0	0	0	0
15-17	0	0	0	0	0	0	0	0	0	0	0	0	0
<b>Minor in Establishment</b>	0	0	0	0	0	0	0	0	0	1	0	0	1
<b>Furnish to Minor</b>	0	0	0	0	0	0	0	0	0	0	0	0	0
<b>Sell to Minor</b>	1	0	4	0	0	0	0	0	1	0	9	0	15
<b>False ID</b>	1	0	0	0	0	0	0	0	0	0	0	0	1
<b>BAC</b>													
PBT	0.000	0	0.001	0	0	0.001	0.002	0.001	0	0.002	0	0.003	0.001
Intoximeter	0	0	0	0	0	0	0	0	0	0	0	0	0
Refused	0	0	0	0	1	0	0	0	0	0	0	0	1
<b>Location of Offense</b>													
Bar	1	0	1	0	0	0	0	0	0	1	0	0	3
Other	0	0	1	0	0	1	0	0	0	0	6	0	8
Parking Lot	0	0	0	0	0	2	0	0	1	0	0	0	3
Residence	2	0	0	0	1	0	0	2	0	2	0	0	7
Restaurant	0	0	3	0	0	0	0	0	0	0	3	0	6
Street	0	0	4	0	0	0	1	0	0	0	0	1	6
<b>Where Minor Obt. Alc.</b>													
Bar	0	0	0	0	0	0	0	0	0	0	0	0	0
Home	0	0	0	0	0	0	0	2	0	0	0	0	2
Liquor Store	0	0	0	0	0	0	0	0	1	0	0	0	1
Party	0	0	0	0	0	0	0	0	0	0	0	0	0
<b>Other Crimes Charged</b>													
Assault	0	0	0	0	1	0	0	0	0	0	0	0	1
Disorderly Conduct	0	0	0	0	1	0	0	0	0	0	0	0	1
Juvenile party report	0	0	0	0	0	0	0	0	0	1	0	0	1
Probation Violation	0	0	0	0	0	1	0	0	0	1	0	0	2

Kemmerer: January - December 2016													
	Jan.	Feb.	Mar.	Apr.	May	Jun.	July	Aug.	Sept.	Oct.	Nov.	Dec.	Totals & Ave.
<b>Total Arrests</b>	0	0	0	0	0	3	6	5	1	0	0	0	15
Arrest	0	0	0	0	0	3	4	4	1	0	0	0	12
Cite/Release	0	0	0	0	0	0	2	1	0	0	0	0	3
<b>Juvenile Arrests</b>													
Arrest	0	0	0	0	0	0	0	0	0	0	0	0	0
Cite/Release	0	0	0	0	0	0	0	1	0	0	0	0	1
14 and Under	0	0	0	0	0	0	0	0	0	0	0	0	0
15-17	0	0	0	0	0	0	0	0	0	0	0	0	0
18-20	0	0	0	0	0	3	3	3	1	0	0	0	10
Male Juvenile	0	0	0	0	0	0	0	0	0	0	0	0	0
14 and Under	0	0	0	0	0	0	0	0	0	0	0	0	0
15-17	0	0	0	0	0	0	0	0	0	0	0	0	0
18-20	0	0	0	0	0	3	2	2	1	0	0	0	8
Female Juvenile	0	0	0	0	0	0	0	0	0	0	0	0	0
14 and Under	0	0	0	0	0	0	0	0	0	0	0	0	0
15-17	0	0	0	0	0	0	0	0	0	0	0	0	0
18-20	0	0	0	0	0	0	1	1	0	0	0	0	2
<b>Day of Week</b>													
Monday	0	0	0	0	0	0	0	0	0	0	0	0	0
Tuesday	0	0	0	0	0	0	0	0	0	0	0	0	0
Wednesday	0	0	0	0	0	3	1	0	0	0	0	0	4
Thursday	0	0	0	0	0	0	1	0	1	0	0	0	2
Friday	0	0	0	0	0	0	1	0	0	0	0	0	1
Saturday	0	0	0	0	0	0	3	5	0	0	0	0	8
Sunday	0	0	0	0	0	0	0	0	0	0	0	0	0
<b>Time</b>													
10am-4pm	0	0	0	0	0	0	0	0	0	0	0	0	0
4pm-10pm	0	0	0	0	0	0	1	0	0	0	0	0	1
10pm-12am	0	0	0	0	0	0	1	5	0	0	0	0	6
12am-2am	0	0	0	0	0	3	1	0	0	0	0	0	4
2am-4am	0	0	0	0	0	0	0	0	1	0	0	0	1
4am-10am	0	0	0	0	0	0	3	0	0	0	0	0	3
<b>Age and Gender</b>													
Female 14 and under	0	0	0	0	0	0	0	0	0	0	0	0	0
Female 15-17	0	0	0	0	0	0	0	1	0	0	0	0	1
Female 18-20	0	0	0	0	0	0	2	1	0	0	0	0	3
Female over 21	0	0	0	0	0	0	0	0	0	0	0	0	0
Female no age	0	0	0	0	0	0	0	0	0	0	0	0	0
Male 14 and under	0	0	0	0	0	0	0	0	0	0	0	0	0
Male 15-17	0	0	0	0	0	0	0	0	0	0	0	0	0
Male 18-20	0	0	0	0	0	3	3	2	1	0	0	0	9
Male over 21	0	0	0	0	0	0	1	1	0	0	0	0	2
Male no age	0	0	0	0	0	0	0	0	0	0	0	0	0
<b>MIP</b>	0	0	0	0	0	3	5	4	1	0	0	0	13
17 and Under	0	0	0	0	0	0	0	1	0	0	0	0	1
18-20	0	0	0	0	0	3	5	3	1	0	0	0	12
14 and Under	0	0	0	0	0	0	0	0	0	0	0	0	0
15-17	0	0	0	0	0	0	0	1	0	0	0	0	1
<b>DUI</b>	0	0	0	0	0	0	0	0	0	0	1	0	1
17 and Under	0	0	0	0	0	0	0	0	0	0	0	0	0
18-20	0	0	0	0	0	0	0	0	0	0	0	0	0
21 and Over	0	0	0	0	0	0	0	0	0	0	0	0	0
<b>Open Container</b>	0	0	0	0	0	0	0	0	0	0	0	0	0
<b>Public Intoxication</b>	0	0	0	0	0	0	0	0	0	0	0	0	0
17 and Under	0	0	0	0	0	0	0	0	0	0	0	0	0
18-20	0	0	0	0	0	0	0	0	0	0	0	0	0
21 and Over	0	0	0	0	0	0	0	0	0	0	0	0	0
14 and Under	0	0	0	0	0	0	0	0	0	0	0	0	0
15-17	0	0	0	0	0	0	0	0	0	0	0	0	0
<b>Minor in Establishment</b>	0	0	0	0	0	0	0	0	0	0	0	0	0
<b>Furnish to Minor</b>	0	0	0	0	0	0	1	1	0	0	0	0	2
<b>Sell to Minor</b>	0	0	0	0	0	0	0	0	0	0	0	0	0
<b>False ID</b>	0	0	0	0	0	0	1	0	0	0	0	0	1
<b>BAC</b>													
PBT	0	0	0	0	0	0.057	0.111	0.071	0.120	0	0	0	0.090
Intoximeter	0	0	0	0	0	0	0	0	0	0	0	0	0
Refused	0	0	0	0	0	0	0	0	0	0	0	0	0
<b>Location of Offense</b>													
Other	0	0	0	0	0	0	1	0	0	0	0	0	1
Parking Lot	0	0	0	0	0	3	1	0	0	0	0	0	4
Restaurant	0	0	0	0	0	0	0	0	0	0	0	0	0
Street	0	0	0	0	0	0	4	0	0	0	0	0	4
<b>Where Minor Obt. Alc.</b>													
Bar	0	0	0	0	0	0	0	0	0	0	0	0	0
Home	0	0	0	0	0	0	1	0	1	0	0	0	2
Liquor Store	0	0	0	0	0	0	0	0	0	0	0	0	0
Party	0	0	0	0	0	3	5	5	0	0	0	0	13
<b>Other Crimes Charged</b>													
Interference	0	0	0	0	0	0	1	0	0	0	0	0	1
Probation Violation	0	0	0	0	0	0	1	0	0	0	0	0	1

Lander: January - December 2016													
	Jan.	Feb.	Mar.	Apr.	May	Jun.	July	Aug.	Sept.	Oct.	Nov.	Dec.	Totals & Ave.
<b>Total Arrests</b>	10	3	10	1	2	1	7	2	2	2	0	1	41
Arrest	2	0	1	0	1	0	3	1	0	1	0	1	10
Cite/Release	8	3	9	1	1	1	4	1	2	1	0	0	31
<b>Juvenile Arrests</b>													
Arrest	0	0	0	0	0	0	0	0	0	0	0	0	0
Cite/Release	3	2	8	0	0	1	3	1	2	0	0	0	20
14 and Under	0	0	0	0	0	0	0	0	0	0	0	0	0
15-17	0	0	0	0	0	0	0	0	0	0	0	0	0
18-20	2	0	1	0	1	0	3	1	0	1	0	1	10
Male Juvenile	0	0	0	0	0	0	0	0	0	0	0	0	0
14 and Under	0	0	0	0	0	0	0	0	0	0	0	0	0
15-17	0	0	0	0	0	0	0	0	0	0	0	0	0
18-20	2	0	1	0	1	0	3	1	0	0	0	1	9
Female Juvenile	0	0	0	0	0	0	0	0	0	0	0	0	0
14 and Under	0	0	0	0	0	0	0	0	0	0	0	0	0
15-17	0	0	0	0	0	0	0	0	0	0	0	0	0
18-20	0	0	0	0	0	0	0	0	0	1	0	0	1
<b>Day of Week</b>													
Monday	3	0	1	0	0	0	4	0	0	0	0	0	8
Tuesday	5	0	0	0	0	1	0	0	0	0	0	0	6
Wednesday	0	0	0	0	0	0	0	0	0	1	0	0	1
Thursday	0	0	0	0	0	0	0	0	0	0	0	0	0
Friday	0	1	8	1	1	0	0	2	1	0	0	0	14
Saturday	2	1	0	0	1	0	1	0	0	0	0	1	6
Sunday	0	1	1	0	0	0	2	0	1	1	0	0	6
<b>Time</b>													
10am-4pm	0	1	1	0	1	0	0	0	0	0	0	1	4
4pm-10pm	0	0	8	1	0	0	2	0	1	0	0	0	12
10pm-12am	6	1	1	0	1	0	4	0	0	0	0	0	13
12am-2am	1	0	0	0	0	0	1	2	0	2	0	0	6
2am-4am	3	1	0	0	0	1	0	0	0	0	0	0	5
4am-10am	0	0	0	0	0	0	0	0	1	0	0	0	1
<b>Age and Gender</b>													
Female 14 and under	0	1	2	0	0	0	0	1	0	0	0	0	4
Female 15-17	0	0	2	0	0	0	2	0	1	0	0	0	5
Female 18-20	0	0	0	0	1	0	0	0	0	1	0	0	2
Female over 21	0	0	0	0	0	0	0	0	0	0	0	0	0
Female no age	0	0	0	0	0	0	0	0	0	0	0	0	0
Male 14 and under	0	0	0	0	0	0	0	0	0	0	0	0	0
Male 15-17	3	1	4	0	0	1	1	0	1	0	0	0	11
Male 18-20	6	1	2	1	1	0	4	1	0	1	0	1	18
Male over 21	1	0	0	0	0	0	0	0	0	0	0	0	1
Male no age	0	0	0	0	0	0	0	0	0	0	0	0	0
<b>MIP</b>	9	3	10	1	2	1	7	2	2	2	0	1	40
17 and Under	3	2	8	0	0	1	3	1	2	0	0	0	20
18-20	6	1	2	1	2	0	4	1	0	2	0	1	20
14 and Under	0	1	2	0	0	0	0	1	0	0	0	0	4
15-17	3	1	6	0	0	1	3	0	2	0	0	0	16
<b>DUI</b>	0	0	0	0	0	0	0	1	0	0	1	0	2
17 and Under	0	0	0	0	0	0	0	0	0	0	0	0	0
18-20	0	0	0	0	0	0	0	1	0	0	0	0	1
21 and Over	0	0	0	0	0	0	0	0	0	0	0	0	0
<b>Open Container</b>	0	0	0	0	0	0	0	0	0	0	0	0	0
<b>Youthful Offender</b>	0	0	0	0	0	0	1	0	0	0	0	0	1
<b>Public Intoxication</b>	0	0	1	0	0	0	1	0	0	0	0	0	2
17 and Under	0	0	0	0	0	0	0	0	0	0	0	0	0
18-20	0	0	1	0	0	0	1	0	0	0	0	0	2
21 and Over	0	0	0	0	0	0	0	0	0	0	0	0	0
14 and Under	0	0	0	0	0	0	0	0	0	0	0	0	0
15-17	0	0	0	0	0	0	0	0	0	0	0	0	0
<b>Minor in Establishment</b>	1	0	0	0	0	0	0	0	0	0	0	0	1
<b>Furnish to Minor</b>	0	0	0	0	0	0	0	0	0	0	0	0	0
<b>Sell to Minor</b>	0	0	0	0	0	0	0	0	0	0	0	0	0
<b>False ID</b>	0	0	0	0	0	0	0	0	0	0	0	0	0
<b>BAC</b>													
PBT	0	0	0	0	0	0	0	0	0.160	0	0	0	0.160
Intoximeter	0	0	0	0	0	0	0	0	0	0	0	0	0
Refused	0	0	0	0	0	0	0	0	0	0	1	0	1
<b>Location of Offense</b>													
Other	0	0	0	0	0	0	1	0	0	1	0	0	2
Parking Lot	0	0	0	0	0	0	1	1	0	0	0	0	2
Residence	7	1	8	0	0	1	0	0	0	1	0	0	18
School	0	1	0	0	0	0	0	0	1	0	0	0	2
Street	3	1	2	1	2	0	5	1	1	0	0	1	17
<b>Where Minor Obt. Alc.</b>													
Bar	0	0	0	0	0	0	0	0	0	0	0	0	0
Home	0	0	1	0	0	0	0	0	0	0	0	0	1
Liquor Store	0	0	0	0	0	0	0	0	0	0	0	0	0
Party	0	0	8	0	0	0	2	1	0	0	0	0	11
<b>Other Crimes Charged</b>													
Burglary	0	0	1	0	0	0	0	0	0	0	0	0	1
Disorderly Conduct	0	0	0	0	0	0	1	0	0	0	0	0	1
Disturbing Peace	0	0	0	0	0	0	1	0	0	0	0	0	1
Interference	1	0	0	0	0	0	0	0	0	0	0	0	1
No DL	0	0	1	0	0	0	0	0	0	0	0	0	1
Traffic Offense	0	0	1	0	0	0	0	1	0	0	0	0	2
Trespassing	0	0	0	0	0	0	1	0	0	0	0	0	1
Warrant	1	0	0	0	1	0	0	0	0	0	0	0	2

Laramie PD: January - December													
	Jan.	Feb.	Mar.	Apr.	May	Jun.	July	Aug.	Sept.	Oct.	Nov.	Dec.	Totals & Ave.
<b>Total Arrests</b>	4	4	12	11	6	2	5	1	16	17	20	4	102
Arrest	2	2	2	4	2	1	1	0	7	2	4	1	28
Cite/Release	2	2	10	7	4	1	4	1	9	15	16	3	74
<b>Juvenile Arrests</b>													
Arrest	0	0	0	0	0	0	0	0	0	0	1	0	1
Cite/Release	0	0	0	0	0	0	1	0	1	2	3	0	7
14 and Under	0	0	0	0	0	0	0	0	0	0	0	0	0
15-17	0	0	0	0	0	0	0	0	0	0	1	0	1
18-20	2	2	2	4	2	1	1	0	6	2	3	1	26
Male Juvenile	0	0	0	0	0	0	0	0	0	0	0	0	0
14 and Under	0	0	0	0	0	0	0	0	0	0	0	0	0
15-17	0	0	0	0	0	0	0	0	0	0	1	0	1
18-20	2	2	2	2	1	1	1	0	6	2	2	1	22
Female Juvenile	0	0	0	0	0	0	0	0	0	0	0	0	0
14 and Under	0	0	0	0	0	0	0	0	0	0	0	0	0
15-17	0	0	0	0	0	0	0	0	0	0	0	0	0
18-20	0	0	0	2	1	0	0	0	0	0	1	0	4
<b>Day of Week</b>													
Monday	0	0	0	0	1	0	0	0	0	0	0	0	1
Tuesday	0	0	0	0	0	0	0	0	0	0	5	0	5
Wednesday	0	0	0	2	1	0	0	0	1	0	0	0	4
Thursday	0	0	4	2	1	0	1	0	1	0	7	1	17
Friday	0	1	1	0	1	0	2	0	8	6	0	0	19
Saturday	2	1	5	4	2	2	2	1	5	5	5	2	36
Sunday	2	2	2	3	0	0	0	0	1	6	3	1	20
<b>Time</b>													
10am-4pm	0	0	0	0	0	0	0	0	0	0	0	0	0
4pm-10pm	1	1	0	0	3	0	0	0	3	5	10	0	23
10pm-12am	1	0	6	1	0	1	3	0	6	2	4	0	24
12am-2am	2	2	2	9	2	0	1	1	7	9	4	1	40
2am-4am	0	1	4	1	0	1	1	0	0	1	0	3	12
4am-10am	0	0	0	0	1	0	0	0	0	0	2	0	3
<b>Age and Gender</b>													
Female 14 and under	0	0	0	0	0	0	1	0	0	0	0	0	1
Female 15-17	0	0	0	0	0	0	0	0	1	0	0	0	1
Female 18-20	0	1	0	7	3	0	1	1	3	2	3	1	22
Female over 21	0	0	0	0	1	0	0	0	0	1	4	0	6
Female no age	0	0	0	0	0	0	0	0	0	0	0	0	0
Male 14 and under	0	0	0	0	0	0	0	0	0	0	0	0	0
Male 15-17	0	0	0	0	0	0	0	0	0	2	4	0	6
Male 18-20	4	3	12	4	2	2	3	0	11	12	6	3	62
Male over 21	0	0	0	0	0	0	0	0	1	0	3	0	4
Male no age	0	0	0	0	0	0	0	0	0	0	0	0	0
<b>MIP</b>	4	4	11	11	5	1	3	1	10	16	12	4	82
17 and Under	0	0	0	0	0	0	1	0	1	2	4	0	8
18-20	4	4	11	11	5	1	2	1	9	14	8	4	74
14 and Under	0	0	0	0	0	0	1	0	0	0	0	0	1
15-17	0	0	0	0	0	0	0	0	1	2	4	0	7
<b>DUI</b>	0	0	0	0	0	0	0	0	1	0	1	0	2
17 and Under	0	0	0	0	0	0	0	0	0	0	0	0	0
18-20	0	0	0	0	0	0	0	0	0	0	0	0	0
21 and Over	0	0	0	0	0	0	0	0	1	0	0	0	1
<b>Open Container</b>	0	0	0	0	0	0	0	0	0	0	0	0	0
<b>Youthful Offender</b>	0	0	0	1	0	0	0	0	0	0	0	0	1
<b>Public Intoxication</b>	0	0	0	0	0	0	0	0	1	0	0	0	1
17 and Under	0	0	0	0	0	0	0	0	0	0	0	0	0
18-20	0	0	0	0	0	0	0	0	1	0	0	0	1
21 and Over	0	0	0	0	0	0	0	0	0	0	0	0	0
14 and Under	0	0	0	0	0	0	0	0	0	0	0	0	0
15-17	0	0	0	0	0	0	0	0	0	0	0	0	0
<b>Minor in Establishment</b>	1	0	0	0	0	1	0	0	1	0	1	0	4
<b>Furnish to Minor</b>	0	0	1	0	1	0	0	0	0	1	7	0	10
<b>Sell to Minor</b>	0	0	0	0	0	0	0	0	0	0	0	0	0
<b>False ID</b>	0	1	0	0	2	0	2	0	2	0	0	0	7
<b>BAC</b>													
PBT	0.224	0	0	0.085	0.132	0.017	0.243	0	0.174	0	0.197	0.263	0.167
Intoximeter	0	0	0	0.190	0	0	0	0	0	0	0	0	0.190
Refused	0	0	0	0	0	0	0	0	1	0	0	0	1
<b>Location of Offense</b>													
Bar	1	0	0	0	0	1	0	0	4	0	3	0	9
Other	0	0	0	0	0	1	0	0	0	0	5	0	6
Residence	0	0	12	0	0	0	0	0	5	7	4	1	29
Restaurant	0	0	0	2	0	0	0	0	0	0	3	2	7
School	0	0	0	0	0	0	0	0	0	4	2	0	6
Street	3	4	0	9	0	0	5	1	7	6	3	1	39
<b>Where Minor Obt. Alc.</b>													
Bar	0	0	0	0	0	0	0	0	0	0	0	0	0
Home	0	0	0	0	0	0	0	0	0	0	0	0	0
Liquor Store	0	0	0	0	0	0	0	0	0	0	0	0	0
Party	0	0	0	0	0	0	0	0	0	0	0	0	0
<b>Other Crimes Charged</b>													
Burglary	0	0	0	0	0	0	0	0	0	0	1	0	1
Disorderly Conduct	2	1	0	1	0	0	1	0	0	3	0	0	8
Disturbing Peace	0	0	2	0	0	0	0	0	0	0	0	0	2
Interference	0	0	0	2	0	0	0	0	2	0	2	0	6
Poss. Cont. Subst.	0	0	0	1	0	0	0	0	0	1	0	0	2
Traffic Offense	0	0	0	1	0	0	0	0	2	0	0	0	3
Warrant	0	0	1	0	0	0	0	0	0	0	0	0	1

Laramie SO: January - December													Totals
	Jan.	Feb.	Mar.	Apr.	May	Jun.	July	Aug.	Sept.	Oct.	Nov.	Dec.	& Ave.
<b>Total Arrests</b>	2	1	7	3	1	2	6	0	3	1	0	1	27
Arrest	0	0	0	0	1	1	1	0	1	1	0	0	5
Cite/Release	2	1	7	3	0	1	5	0	2	0	0	1	22
<b>Juvenile Arrests</b>	0	0	0	0	0	0	0	0	0	0	0	0	0
Arrest	0	0	0	0	0	1	0	0	0	0	0	0	1
Cite/Release	0	1	0	0	0	0	2	0	1	0	0	0	4
14 and Under	0	0	0	0	0	0	0	0	0	0	0	0	0
15-17	0	0	0	0	0	1	0	0	0	0	0	0	1
18-20	2	0	0	0	1	0	1	0	1	1	0	0	6
Male Juvenile	0	0	0	0	0	0	0	0	0	0	0	0	0
14 and Under	0	0	0	0	0	0	0	0	0	0	0	0	0
15-17	0	0	0	0	0	1	0	0	0	0	0	0	1
18-20	2	0	0	0	1	0	0	0	1	1	0	0	5
Female Juvenile	0	0	0	0	0	0	0	0	0	0	0	0	0
14 and Under	0	0	0	0	0	0	0	0	0	0	0	0	0
15-17	0	0	0	0	0	0	0	0	0	0	0	0	0
18-20	0	0	0	0	0	0	1	0	0	0	0	0	1
<b>Day of Week</b>													
Monday	0	0	0	0	0	0	0	0	0	0	0	0	0
Tuesday	0	0	0	0	0	0	1	0	0	0	0	0	1
Wednesday	0	0	7	0	0	0	5	0	1	1	0	0	14
Thursday	0	0	0	0	0	0	0	0	0	0	0	0	0
Friday	0	0	0	1	0	1	0	0	2	0	0	0	4
Saturday	2	0	0	2	0	1	0	0	0	0	0	0	5
Sunday	2	1	0	0	1	0	0	0	0	0	0	1	5
<b>Time</b>													
10am-4pm	0	0	0	0	0	0	0	0	0	0	0	0	0
4pm-10pm	1	0	7	1	0	0	0	0	0	0	0	0	9
10pm-12am	1	0	0	1	0	0	0	0	1	0	0	0	3
12am-2am	2	0	0	0	1	1	1	0	2	0	0	0	7
2am-4am	0	1	0	1	0	1	0	0	0	1	0	0	4
4am-10am	0	0	0	0	0	0	5	0	0	0	0	1	6
<b>Age and Gender</b>													
Female 14 and under	0	0	0	0	0	0	0	0	0	0	0	0	0
Female 15-17	0	0	0	0	0	0	0	0	0	0	0	0	0
Female 18-20	0	0	0	0	0	0	1	0	1	0	0	0	2
Female over 21	0	0	0	0	0	0	0	0	0	0	0	0	0
Female no age	0	0	0	0	0	0	0	0	0	0	0	0	0
Male 14 and under	0	0	0	0	0	0	0	0	0	0	0	0	0
Male 15-17	0	1	0	0	0	1	2	0	0	0	0	0	4
Male 18-20	4	0	7	3	1	1	2	0	1	1	0	1	21
Male over 21	0	0	0	0	0	0	1	0	0	0	0	0	1
Male no age	0	0	0	0	0	0	0	0	0	0	0	0	0
<b>MIP</b>	4	1	7	3	0	2	4	0	2	0	0	1	24
17 and Under	0	1	0	0	0	1	2	0	1	0	0	0	5
18-20	4	0	7	3	0	1	2	0	1	0	0	1	19
14 and Under	0	0	0	0	0	0	0	0	1	0	0	0	1
15-17	0	1	0	0	0	1	2	0	0	0	0	0	4
<b>DUI</b>	0	0	0	0	1	1	1	0	1	0	1	0	5
17 and Under	0	0	0	0	0	1	0	0	0	0	0	0	1
18-20	0	0	0	0	1	0	1	0	1	0	0	0	3
21 and Over	0	0	0	0	0	0	0	0	0	0	0	0	0
<b>Open Container</b>	0	0	0	0	0	0	0	0	0	0	0	0	0
<b>Youthful Offender</b>	0	0	0	0	1	0	0	0	0	1	0	0	2
<b>Public Intoxication</b>	0	0	0	0	0	0	0	0	0	0	0	0	0
17 and Under	0	0	0	0	0	0	0	0	0	0	0	0	0
18-20	0	0	0	0	0	0	0	0	0	0	0	0	0
21 and Over	0	0	0	0	0	0	0	0	0	0	0	0	0
14 and Under	0	0	0	0	0	0	0	0	0	0	0	0	0
15-17	0	0	0	0	0	0	0	0	0	0	0	0	0
<b>Minor in Establishment</b>	1	0	0	0	0	0	0	0	0	0	0	0	1
<b>Furnish to Minor</b>	0	0	0	0	0	0	1	0	0	0	0	0	1
<b>Sell to Minor</b>	0	0	0	0	0	0	0	0	0	0	0	0	0
<b>False ID</b>	0	0	0	0	0	0	0	0	0	0	0	0	0
<b>BAC</b>													
PBT	0.224	0.136	0	0	0	0.045	0.108	0	0.107	0	0	0	0.124
Intoximeter	0	0	0	0	0.065	0	0	0	0.214	0.069	0	0	0.116
Refused	0	0	0	0	0	0	0	0	0	0	0	0	0
<b>Location of Offense</b>													
Bar	1	0	0	0	0	0	0	0	0	0	0	0	1
Other	0	0	0	1	0	0	0	0	0	0	0	0	1
Residence	0	1	0	0	0	1	6	0	1	0	0	1	10
School	0	0	7	1	0	0	0	0	1	1	0	0	10
Street	3	0	0	1	0	1	0	0	1	0	0	0	6
<b>Where Minor Obt. Alc.</b>													
Bar	0	0	0	0	0	0	0	0	0	0	0	0	0
Home	0	1	0	2	0	1	1	0	1	0	0	0	6
Liquor Store	0	0	0	0	0	0	0	0	0	0	0	0	0
Party	0	0	7	1	0	1	5	0	2	1	0	1	18
<b>Other Crimes Charged</b>													
Disorderly Conduct	2	0	0	0	0	0	0	0	0	0	0	0	2

Lincoln Co.: January - December													Totals
	Jan.	Feb.	Mar.	Apr.	May	Jun.	July	Aug.	Sept.	Oct.	Nov.	Dec.	& Ave.
<b>Total Arrests</b>	3	1	0	0	2	1	2	1	1	0	1	2	14
Arrest	0	0	0	0	0	0	0	0	1	0	1	0	2
Cite/Release	3	1	0	0	2	1	2	1	0	0	0	2	12
<b>Juvenile Arrests</b>	0	0	0	0	0	0	0	0	0	0	0	0	0
Arrest	0	0	0	0	0	0	0	0	0	0	0	0	0
Cite/Release	0	0	0	0	0	0	0	0	0	0	0	0	0
14 and Under	0	0	0	0	0	0	0	0	0	0	0	0	0
15-17	0	0	0	0	0	0	0	0	0	0	0	0	0
18-20	0	0	0	0	0	0	0	0	1	0	0	0	1
Male Juvenile	0	0	0	0	0	0	0	0	0	0	0	0	0
14 and Under	0	0	0	0	0	0	0	0	0	0	0	0	0
15-17	0	0	0	0	0	0	0	0	0	0	0	0	0
18-20	0	0	0	0	0	0	0	0	0	0	0	0	0
Female Juvenile	0	0	0	0	0	0	0	0	0	0	0	0	0
14 and Under	0	0	0	0	0	0	0	0	0	0	0	0	0
15-17	0	0	0	0	0	0	0	0	0	0	0	0	0
18-20	0	0	0	0	0	0	0	0	1	0	0	0	1
<b>Day of Week</b>													
Monday	0	0	0	0	0	0	0	0	0	0	0	0	0
Tuesday	0	0	0	0	0	0	0	0	0	0	0	0	0
Wednesday	0	0	0	0	0	0	0	0	0	0	0	0	0
Thursday	0	0	0	0	0	0	2	0	0	0	0	0	2
Friday	3	0	0	0	0	0	0	0	1	0	1	0	5
Saturday	0	1	0	0	0	1	0	1	0	0	0	2	5
Sunday	0	0	0	0	2	0	0	0	0	0	0	0	2
<b>Time</b>													
10am-4pm	0	0	0	0	0	0	0	0	0	0	0	0	0
4pm-10pm	0	0	0	0	0	0	0	0	1	0	0	0	1
10pm-12am	0	0	0	0	0	0	0	0	0	0	0	0	0
12am-2am	2	0	0	0	0	0	2	1	0	0	0	2	7
2am-4am	0	1	0	0	1	0	0	0	0	0	0	0	2
4am-10am	1	0	0	0	1	1	0	0	0	0	1	0	4
<b>Age and Gender</b>													
Female 14 and under	0	0	0	0	0	0	0	0	0	0	0	0	0
Female 15-17	0	0	0	0	0	0	0	0	0	0	0	0	0
Female 18-20	2	1	0	0	0	0	2	1	1	0	0	2	9
Female over 21	0	0	0	0	0	0	0	0	0	0	0	0	0
Female no age	0	0	0	0	0	0	0	0	0	0	0	0	0
Male 14 and under	0	0	0	0	0	0	0	0	0	0	0	0	0
Male 15-17	0	0	0	0	0	0	0	0	0	0	0	0	0
Male 18-20	1	0	0	0	2	1	0	0	0	0	0	0	4
Male over 21	0	0	0	0	0	0	0	0	0	0	1	0	1
Male no age	0	0	0	0	0	0	0	0	0	0	0	0	0
<b>MIP</b>	3	1	0	0	2	1	2	1	1	0	0	2	13
17 and Under	0	0	0	0	0	0	0	0	0	0	0	0	0
18-20	3	1	0	0	2	1	2	1	1	0	0	2	13
14 and Under	0	0	0	0	0	0	0	0	0	0	0	0	0
15-17	0	0	0	0	0	0	0	0	0	0	0	0	0
<b>DUI</b>	0	0	0	0	0	0	0	0	0	0	2	0	2
17 and Under	0	0	0	0	0	0	0	0	0	0	0	0	0
18-20	0	0	0	0	0	0	0	0	0	0	0	0	0
21 and Over	0	0	0	0	0	0	0	0	0	0	1	0	1
<b>Open Container</b>	0	0	0	0	0	0	0	0	0	0	0	2	2
<b>Youthful Offender</b>	0	0	0	0	0	0	0	0	0	0	1	0	1
<b>Public Intoxication</b>	0	0	0	0	0	0	0	0	0	0	0	0	0
17 and Under	0	0	0	0	0	0	0	0	0	0	0	0	0
18-20	0	0	0	0	0	0	0	0	0	0	0	0	0
21 and Over	0	0	0	0	0	0	0	0	0	0	0	0	0
14 and Under	0	0	0	0	0	0	0	0	0	0	0	0	0
15-17	0	0	0	0	0	0	0	0	0	0	0	0	0
<b>Minor in Establishment</b>	0	0	0	0	0	0	0	0	0	0	0	0	0
<b>Furnish to Minor</b>	0	1	0	0	0	0	0	1	0	0	1	0	3
<b>Sell to Minor</b>	0	0	0	0	0	0	0	1	0	0	1	0	2
<b>False ID</b>	1	0	0	0	0	0	0	0	0	0	0	0	1
<b>BAC</b>													
PBT	0.098	0	0	0	0.049	0.048	0.073	0.045	0.195	0	0	0.190	0.100
Intoximeter	0	0	0	0	0	0	0	0	0	0	0.071	0	0.071
Refused	0	1	0	0	0	0	0	0	0	0	0	1	2
<b>Location of Offense</b>													
Parking Lot	1	0	0	0	0	0	0	1	0	0	0	0	2
Residence	0	1	0	0	0	1	0	0	1	0	1	0	4
Street	2	0	0	0	2	0	2	0	0	0	0	0	6
Vehicle	0	0	0	0	0	0	0	0	0	0	0	2	2
<b>Where Minor Obt. Alc.</b>													
Bar	1	0	0	0	0	0	0	0	0	0	0	0	1
Home	0	1	0	0	0	0	0	0	1	0	0	0	2
Liquor Store	0	0	0	0	0	0	0	0	0	0	0	0	0
Party	1	0	0	0	2	1	2	1	0	0	1	2	10
<b>Other Crimes Charged</b>													

Powell: January - December 2016													Totals
	Jan.	Feb.	Mar.	Apr.	May	Jun.	July	Aug.	Sept.	Oct.	Nov.	Dec.	& Ave.
<b>Total Arrests</b>	7	6	7	6	1	1	2	5	20	8	5	4	72
Arrest	0	2	1	0	0	0	0	1	0	3	0	0	7
Cite/Release	7	4	6	6	1	1	2	4	20	5	5	4	65
<b>Juvenile Arrests</b>	0	0	0	0	0	0	0	0	0	0	0	0	0
Arrest	0	0	0	0	0	0	0	0	0	0	0	0	0
Cite/Release	2	1	1	1	1	0	0	0	0	0	0	2	8
14 and Under	0	0	0	0	0	0	0	0	0	0	0	0	0
15-17	0	0	0	0	0	0	0	0	0	0	0	0	0
18-20	0	2	1	0	0	0	0	1	0	3	0	0	7
Male Juvenile	0	0	0	0	0	0	0	0	0	0	0	0	0
14 and Under	0	0	0	0	0	0	0	0	0	0	0	0	0
15-17	0	0	0	0	0	0	0	0	0	0	0	0	0
18-20	0	2	0	0	0	0	0	0	0	2	0	0	4
Female Juvenile	0	0	0	0	0	0	0	0	0	0	0	0	0
14 and Under	0	0	0	0	0	0	0	0	0	0	0	0	0
15-17	0	0	0	0	0	0	0	0	0	0	0	0	0
18-20	0	0	1	0	0	0	0	1	0	1	0	0	3
<b>Day of Week</b>													
Monday	0	2	0	0	1	0	2	0	0	0	0	0	5
Tuesday	0	0	0	1	0	0	0	0	0	0	0	0	1
Wednesday	0	4	0	3	0	0	0	0	0	4	1	1	13
Thursday	2	0	4	0	0	0	0	0	16	0	0	0	22
Friday	0	0	1	0	0	0	0	2	0	0	4	3	10
Saturday	3	0	2	1	0	0	0	3	4	0	0	0	13
Sunday	2	0	0	1	0	1	0	0	0	4	0	0	8
<b>Time</b>													
10am-4pm	1	0	0	0	1	0	0	0	0	0	0	0	2
4pm-10pm	0	3	3	3	0	0	0	1	0	2	4	1	17
10pm-12am	0	0	0	1	0	0	2	2	10	0	0	0	15
12am-2am	4	1	0	2	0	0	0	2	3	4	1	3	20
2am-4am	2	2	4	0	0	0	0	0	7	2	0	0	17
4am-10am	0	0	0	0	0	1	0	0	0	0	0	0	1
<b>Age and Gender</b>													
Female 14 and under	0	1	0	1	0	0	0	0	0	0	0	0	2
Female 15-17	1	0	0	0	1	0	0	0	0	0	0	0	2
Female 18-20	1	1	4	1	0	1	1	1	8	3	0	1	22
Female over 21	0	0	0	2	0	0	0	0	0	0	3	0	5
Female no age	0	0	0	0	0	0	0	0	0	0	0	0	0
Male 14 and under	0	0	0	0	0	0	0	0	0	0	0	0	0
Male 15-17	1	0	1	0	0	0	0	0	0	0	0	2	4
Male 18-20	4	4	2	2	0	0	0	3	11	5	1	1	33
Male over 21	0	0	0	0	0	0	1	1	1	0	1	0	4
Male no age	0	0	0	0	0	0	0	0	0	0	0	0	0
<b>MIP</b>	5	6	5	2	1	1	1	4	18	6	1	3	53
17 and Under	2	1	1	1	1	0	0	0	0	0	0	2	8
18-20	3	5	4	1	0	1	1	4	18	6	1	1	45
14 and Under	0	1	0	1	0	0	0	0	0	0	0	0	2
15-17	2	0	1	0	1	0	0	0	0	0	0	2	6
<b>DUI</b>	0	0	1	0	0	0	0	0	0	2	1	0	4
17 and Under	0	0	0	0	0	0	0	0	0	0	0	0	0
18-20	0	0	1	0	0	0	0	0	0	2	0	0	3
21 and Over	0	0	0	0	0	0	0	0	0	0	0	0	0
<b>Open Container</b>	0	0	0	0	0	0	0	0	0	0	0	0	0
<b>Youthful Offender</b>	2	0	1	1	0	0	0	0	1	0	0	1	6
<b>Public Intoxication</b>	0	0	0	0	0	0	0	0	0	0	0	0	0
17 and Under	0	0	0	0	0	0	0	0	0	0	0	0	0
18-20	0	0	0	0	0	0	0	0	0	0	0	0	0
21 and Over	0	0	0	0	0	0	0	0	0	0	0	0	0
14 and Under	0	0	0	0	0	0	0	0	0	0	0	0	0
15-17	0	0	0	0	0	0	0	0	0	0	0	0	0
<b>Minor in Establishment</b>	0	0	0	0	0	0	0	0	0	0	0	0	0
<b>Furnish to Minor</b>	0	0	0	3	0	0	1	1	1	0	0	0	6
<b>Sell to Minor</b>	0	0	0	0	0	0	0	0	0	0	4	0	4
<b>False ID</b>	0	0	0	0	0	0	0	1	0	0	0	1	2
<b>BAC</b>													
PBT	0.034	0.063	0.055	0.054	0.061	0.131	0.055	0.070	0.059	0.099	0.086	0.053	0.068
Intoximeter	0	0	0	0	0	0	0	0	0	0	0	0	0
Refused	0	0	0	0	0	0	0	0	0	0	0	0	0
<b>Location of Offense</b>													
Bar	0	0	0	1	0	0	0	0	0	0	1	1	3
Other	0	0	3	1	0	0	0	0	0	0	3	1	8
Parking Lot	0	0	0	0	0	0	0	4	3	1	0	0	8
Residence	1	1	0	0	0	1	2	0	0	1	0	0	6
Restaurant	0	0	0	1	0	0	0	0	0	0	0	0	1
School	0	0	0	0	1	0	0	0	0	0	0	0	1
Street	2	0	0	0	0	0	0	0	0	0	0	0	2
Vehicle	4	5	4	3	0	0	0	1	17	6	1	2	43
<b>Where Minor Obt. Alc.</b>													
Bar	0	0	0	0	0	0	0	0	0	0	0	1	1
Home	1	1	0	0	0	1	2	0	0	0	0	0	5
Liquor Store	0	0	0	0	0	0	0	0	0	0	0	0	0
Party	2	0	3	0	0	0	0	0	0	0	0	0	5
<b>Other Crimes Charged</b>													
Assault	0	0	0	0	0	0	0	0	0	1	0	0	1
Interference	0	0	0	0	0	0	0	1	0	0	0	0	1
No DL	0	0	0	0	0	0	0	0	0	0	0	1	1

Rawlins: January - December 2016														Totals
	Jan.	Feb.	Mar.	Apr.	May	Jun.	July	Aug.	Sept.	Oct.	Nov.	Dec.	& Ave.	
<b>Total Arrests</b>	4	1	0	2	7	2	6	3	4	4	5	1	39	
Arrest	3	0	0	0	1	1	1	2	1	1	2	0	12	
Cite/Release	1	1	0	2	6	1	5	1	3	3	3	1	27	
<b>Juvenile Arrests</b>	0	0	0	0	0	0	0	0	0	0	0	0	0	
Arrest	0	0	0	0	0	1	0	0	0	1	0	0	2	
Cite/Release	0	0	0	1	3	1	1	0	2	1	0	0	9	
14 and Under	0	0	0	0	0	0	0	0	0	0	0	0	0	
15-17	0	0	0	0	0	1	0	0	0	1	0	0	2	
18-20	3	0	0	0	0	0	1	2	1	0	2	0	9	
Male Juvenile	0	0	0	0	0	0	0	0	0	0	0	0	0	
14 and Under	0	0	0	0	0	0	0	0	0	0	0	0	0	
15-17	0	0	0	0	0	1	0	0	0	1	0	0	2	
18-20	3	0	0	0	0	0	1	2	1	0	2	0	9	
Female Juvenile	0	0	0	0	0	0	0	0	0	0	0	0	0	
14 and Under	0	0	0	0	0	0	0	0	0	0	0	0	0	
15-17	0	0	0	0	0	0	0	0	0	0	0	0	0	
18-20	0	0	0	0	0	0	0	0	0	0	0	0	0	
<b>Day of Week</b>														
Monday	0	0	0	0	2	0	0	0	0	0	1	0	3	
Tuesday	0	1	0	0	1	1	4	0	0	0	0	0	7	
Wednesday	0	0	0	1	3	0	2	2	0	0	1	0	9	
Thursday	2	0	0	0	1	0	0	1	0	0	0	0	4	
Friday	0	0	0	1	0	1	0	0	0	0	1	1	4	
Saturday	0	0	0	0	0	0	0	0	0	4	0	0	4	
Sunday	2	0	0	0	0	0	0	0	4	0	2	0	8	
<b>Time</b>														
10am-4pm	0	0	0	1	2	0	0	1	0	0	0	0	4	
4pm-10pm	0	0	0	0	4	1	4	0	0	0	1	0	10	
10pm-12am	2	0	0	0	0	0	0	2	1	0	0	0	5	
12am-2am	2	0	0	0	0	0	0	0	3	4	2	0	11	
2am-4am	0	1	0	1	0	1	2	0	0	0	2	1	8	
4am-10am	0	0	0	0	1	0	0	0	0	0	0	0	1	
<b>Age and Gender</b>														
Female 14 and under	0	0	0	0	2	0	0	0	1	0	0	0	3	
Female 15-17	0	0	0	0	1	1	0	0	1	0	0	0	3	
Female 18-20	0	1	0	1	0	0	2	0	0	1	2	0	7	
Female over 21	0	0	0	0	2	0	0	0	1	0	0	0	3	
Female no age	0	0	0	0	0	0	0	0	0	0	0	0	0	
Male 14 and under	0	0	0	0	0	0	0	0	0	0	0	0	0	
Male 15-17	0	0	0	1	0	1	1	0	0	2	0	0	5	
Male 18-20	4	0	0	0	0	0	2	3	1	1	3	1	15	
Male over 21	0	0	0	0	2	0	1	0	0	0	0	0	3	
Male no age	0	0	0	0	0	0	0	0	0	0	0	0	0	
<b>MIP</b>	2	1	0	2	3	1	4	2	3	4	4	1	27	
17 and Under	0	0	0	1	3	1	1	0	2	2	0	0	10	
18-20	2	1	0	1	0	0	3	2	1	2	4	1	17	
14 and Under	0	0	0	0	2	0	0	0	1	0	0	0	3	
15-17	0	0	0	1	1	1	1	0	1	2	0	0	7	
<b>DUI</b>	1	0	0	0	1	0	0	1	1	0	1	0	5	
17 and Under	0	0	0	0	0	0	0	0	0	0	0	0	0	
18-20	1	0	0	0	0	0	0	1	1	0	0	0	3	
21 and Over	0	0	0	0	1	0	0	0	0	0	0	0	1	
<b>Open Container</b>	2	0	0	0	0	0	0	1	0	0	0	0	3	
<b>Youthful Offender</b>	1	0	0	0	0	1	1	0	0	0	1	0	4	
<b>Public Intoxication</b>	0	0	0	0	0	0	0	0	0	0	0	0	0	
17 and Under	0	0	0	0	0	0	0	0	0	0	0	0	0	
18-20	0	0	0	0	0	0	0	0	0	0	0	0	0	
21 and Over	0	0	0	0	0	0	0	0	0	0	0	0	0	
14 and Under	0	0	0	0	0	0	0	0	0	0	0	0	0	
15-17	0	0	0	0	0	0	0	0	0	0	0	0	0	
<b>Minor in Establishment</b>	0	0	0	0	0	0	0	0	0	0	0	0	0	
<b>Furnish to Minor</b>	0	0	0	0	0	0	1	0	1	0	0	0	2	
<b>Sell to Minor</b>	0	0	0	0	3	0	0	0	0	0	0	0	3	
<b>False ID</b>	0	0	0	0	0	0	0	0	0	0	0	0	0	
<b>BAC</b>														
PBT	0.090	0.120	0	0.092	0.130	0	0.201	0.152	0.139	0.028	0.037	0.240	0.123	
Intoximeter	0.073	0	0	0	0	0.073	0.120	0	0	0	0.103	0	0.092	
Refused	0	0	0	0	0	1	0	0	0	0	0	0	1	
<b>Location of Offense</b>														
Bar	0	0	0	1	2	0	0	0	0	0	0	0	3	
Other	0	0	0	0	3	0	0	0	0	0	0	0	3	
Park	0	0	0	0	0	0	0	0	0	0	1	0	1	
Parking Lot	0	0	0	0	1	0	2	0	0	0	0	0	3	
Residence	0	1	0	1	0	1	0	0	1	0	0	1	5	
School	0	0	0	0	1	0	0	0	0	0	0	0	1	
Street	4	0	0	0	0	1	4	3	3	4	4	0	23	
<b>Where Minor Obt. Alc.</b>														
Bar	0	0	0	0	0	0	0	0	0	0	0	0	0	
Home	0	0	0	1	1	0	0	0	0	0	0	0	2	
Liquor Store	0	0	0	0	0	0	1	0	0	0	0	0	1	
Party	0	0	0	0	0	0	0	0	0	0	0	0	0	
<b>Other Crimes Charged</b>														
Burglary	0	0	0	0	2	0	0	0	0	0	0	0	2	
Disorderly Conduct	0	0	0	0	1	0	0	0	0	0	0	0	1	
Poss. Cont. Subst.	1	0	0	0	0	0	0	0	0	1	1	0	3	
Poss. Of Marijuana	0	0	0	0	0	0	0	0	0	0	1	0	1	
Poss. Of Tobacco	0	0	0	0	0	0	0	0	0	1	0	0	1	
Traffic Offense	0	0	0	0	0	0	1	0	0	0	1	0	2	
Warrant	0	0	0	0	0	0	2	0	0	0	0	0	2	



Rock Springs: January - December 2016													Totals
	Jan.	Feb.	Mar.	Apr.	May	Jun.	July	Aug.	Sept.	Oct.	Nov.	Dec.	& Ave.
<b>Total Arrests</b>	1	3	1	9	9	1	16	20	1	9	5	8	83
Arrest	1	0	0	0	0	0	0	5	0	3	0	0	9
Cite/Release	0	3	1	9	9	1	16	15	1	6	5	8	74
<b>Juvenile Arrests</b>	0	0	0	0	0	0	0	0	0	0	0	0	0
Arrest	0	0	0	0	0	0	0	0	0	1	0	0	1
Cite/Release	0	0	0	3	3	1	6	5	1	1	0	0	20
14 and Under	0	0	0	0	0	0	0	0	0	1	0	0	1
15-17	0	0	0	0	0	0	0	0	0	0	0	0	0
18-20	1	0	0	0	0	0	0	5	0	2	0	0	8
Male Juvenile	0	0	0	0	0	0	0	0	0	0	0	0	0
14 and Under	0	0	0	0	0	0	0	0	0	0	0	0	0
15-17	0	0	0	0	0	0	0	0	0	0	0	0	0
18-20	1	0	0	0	0	0	0	4	0	2	0	0	7
Female Juvenile	0	0	0	0	0	0	0	0	0	0	0	0	0
14 and Under	0	0	0	0	0	0	0	0	0	1	0	0	1
15-17	0	0	0	0	0	0	0	0	0	0	0	0	0
18-20	0	0	0	0	0	0	0	1	0	0	0	0	1
<b>Day of Week</b>													
Monday	0	0	1	0	0	0	0	0	0	0	0	0	1
Tuesday	1	0	0	0	0	0	7	8	0	0	3	0	19
Wednesday	0	1	0	0	0	0	0	0	0	1	2	0	4
Thursday	0	0	0	0	1	0	5	1	0	0	0	1	8
Friday	0	2	0	1	1	0	4	4	0	0	0	0	12
Saturday	0	0	0	8	7	1	0	3	1	6	0	0	26
Sunday	0	0	0	0	0	0	0	4	1	2	0	0	6
<b>Time</b>													
10am-4pm	0	0	0	1	0	0	0	0	0	0	0	0	1
4pm-10pm	0	0	0	3	0	0	0	1	0	0	5	8	17
10pm-12am	0	0	0	0	1	0	0	9	0	2	0	0	12
12am-2am	1	2	1	0	3	1	12	7	1	2	0	0	30
2am-4am	0	1	0	4	4	0	4	0	0	5	0	0	18
4am-10am	0	0	0	1	0	0	0	3	0	0	0	0	4
<b>Age and Gender</b>													
Female 14 and under	0	0	0	0	0	0	0	0	0	1	0	0	1
Female 15-17	0	0	0	3	2	0	1	1	1	1	0	0	9
Female 18-20	0	0	0	1	2	0	3	3	0	0	0	1	10
Female over 21	0	0	0	3	0	0	0	0	0	0	0	5	8
Female no age	0	0	0	0	0	0	0	0	0	0	0	0	0
Male 14 and under	0	0	0	0	0	0	0	0	0	0	0	0	0
Male 15-17	0	0	0	0	1	1	5	4	0	0	0	0	11
Male 18-20	1	3	1	2	4	0	7	12	0	7	0	0	37
Male over 21	0	0	0	0	0	0	0	0	0	0	0	2	2
Male no age	0	0	0	0	0	0	0	0	0	0	0	0	0
<b>MIP</b>	1	3	1	5	9	1	15	20	1	7	0	0	63
17 and Under	0	0	0	3	3	1	6	5	1	1	0	0	20
18-20	1	3	1	2	6	0	9	15	0	6	0	0	43
14 and Under	0	0	0	0	0	0	0	0	0	0	0	0	0
15-17	0	0	0	3	3	1	6	5	1	1	0	0	20
<b>DUI</b>	0	0	0	0	0	0	0	1	0	1	1	0	3
17 and Under	0	0	0	0	0	0	0	0	0	0	0	0	0
18-20	0	0	0	0	0	0	0	1	0	1	0	0	2
21 and Over	0	0	0	0	0	0	0	0	0	0	0	0	0
<b>Open Container</b>	0	0	0	0	0	0	0	0	0	0	0	0	0
<b>Public Intoxication</b>	0	0	0	0	0	0	0	0	0	1	0	0	1
17 and Under	0	0	0	0	0	0	0	0	0	1	0	0	1
18-20	0	0	0	0	0	0	0	0	0	0	0	0	0
21 and Over	0	0	0	0	0	0	0	0	0	0	0	0	0
14 and Under	0	0	0	0	0	0	0	0	0	1	0	0	1
15-17	0	0	0	0	0	0	0	0	0	0	0	0	0
<b>Minor in Establishment</b>	0	0	0	0	0	0	0	0	0	0	0	0	0
<b>Furnish to Minor</b>	0	0	0	0	0	0	1	0	0	0	0	0	1
<b>Sell to Minor</b>	0	0	0	4	0	0	0	0	0	0	5	5	14
<b>False ID</b>	0	0	0	0	0	0	0	0	0	0	0	0	0
<b>BAC</b>													
PBT	0	0.139	0.131	0.127	0.059	0.049	0.100	0.143	0.039	0.079	0	0	0.096
Intoximeter	0	0	0	0	0	0	0	0	0	0	0	0	0
Refused	0	0	0	0	0	0	1	1	0	1	0	0	3
<b>Location of Offense</b>													
Other	1	0	0	0	0	0	0	13	0	0	2	2	18
Park	0	0	0	0	1	0	0	0	0	0	0	0	1
Parking Lot	0	0	0	0	0	0	4	0	0	0	0	0	4
Residence	0	0	0	1	8	0	12	3	0	0	0	0	24
Restaurant	0	0	0	4	0	0	0	0	0	0	3	6	13
Street	0	0	1	0	0	0	0	0	1	9	0	0	11
Vehicle	0	0	0	4	0	1	0	4	0	0	0	0	9
<b>Where Minor Obt. Alc.</b>													
Bar	0	0	0	0	0	0	0	0	0	0	0	0	0
Home	1	0	1	0	0	1	3	2	0	1	0	0	9
Liquor Store	0	0	0	0	0	0	0	0	0	0	0	2	2
Party	0	0	0	5	9	0	13	18	1	8	0	0	54
<b>Other Crimes Charged</b>													
Interference	2	2	2	2	2	2	2	2	2	2	2	2	24
No DL	1	1	1	1	1	1	1	1	1	1	1	1	12
Trespassing	1	1	1	1	1	1	1	1	1	1	1	1	12

Sheridan: January - December 2016													
	Jan.	Feb.	Mar.	Apr.	May	Jun.	July	Aug.	Sept.	Oct.	Nov.	Dec.	Totals & Ave.
<b>Total Arrests</b>	<b>3</b>	<b>16</b>	<b>12</b>	<b>16</b>	<b>4</b>	<b>2</b>	<b>46</b>	<b>7</b>	<b>17</b>	<b>17</b>	<b>7</b>	<b>16</b>	<b>163</b>
Arrest	1	1	1	2	0	0	4	0	4	1	2	0	16
Cite/Release	2	15	11	14	4	2	42	7	13	16	5	16	147
<b>Juvenile Arrests</b>													
Arrest	0	0	0	0	0	0	0	0	0	0	0	0	0
Cite/Release	0	5	8	1	3	1	15	6	2	4	2	1	48
14 and Under	0	0	0	0	0	0	0	0	0	0	0	0	0
15-17	0	0	0	0	0	0	0	0	0	0	0	0	0
18-20	1	1	1	2	0	0	4	0	3	1	2	0	15
Male Juvenile	0	0	0	0	0	0	0	0	0	0	0	0	0
14 and Under	0	0	0	0	0	0	0	0	0	0	0	0	0
15-17	0	0	0	0	0	0	0	0	0	0	0	0	0
18-20	0	1	1	2	0	0	3	0	2	0	1	0	10
Female Juvenile	0	0	0	0	0	0	0	0	0	0	0	0	0
14 and Under	0	0	0	0	0	0	0	0	0	0	0	0	0
15-17	0	0	0	0	0	0	0	0	0	0	0	0	0
18-20	1	0	0	0	0	0	1	0	1	1	1	0	5
<b>Day of Week</b>													
Monday	0	0	0	0	0	0	0	3	0	0	3	1	7
Tuesday	0	6	0	0	0	1	10	0	1	0	2	0	20
Wednesday	0	0	4	0	0	0	5	2	0	0	0	0	11
Thursday	0	2	0	0	2	0	0	0	0	0	0	2	6
Friday	3	3	3	5	2	0	3	0	4	0	2	3	28
Saturday	0	4	3	10	0	1	21	2	1	4	0	10	56
Sunday	0	1	2	1	0	0	7	0	11	13	0	0	35
<b>Time</b>													
10am-4pm	0	0	0	1	0	0	0	0	1	0	4	0	6
4pm-10pm	0	9	0	0	0	0	11	2	1	4	1	3	31
10pm-12am	0	0	5	5	2	1	10	0	2	0	2	2	29
12am-2am	0	7	1	9	2	0	17	5	5	13	0	10	69
2am-4am	3	0	6	0	0	1	7	0	6	0	0	0	23
4am-10am	0	0	0	1	0	0	1	0	2	0	0	1	5
<b>Age and Gender</b>													
Female 14 and under	0	0	1	0	0	0	1	0	0	0	0	0	2
Female 15-17	0	1	3	1	0	1	3	1	0	3	1	0	14
Female 18-20	1	2	2	4	0	1	12	0	6	6	1	6	41
Female over 21	0	0	0	1	0	0	2	0	0	1	2	1	7
Female no age	0	0	0	0	0	0	0	0	0	0	0	0	0
Male 14 and under	0	0	0	0	0	0	0	0	0	0	0	0	0
Male 15-17	0	4	4	0	3	0	11	4	2	1	1	1	31
Male 18-20	2	7	2	10	1	0	16	1	7	5	2	7	60
Male over 21	0	2	0	0	0	0	1	0	2	1	0	1	7
Male no age	0	0	0	0	0	0	0	0	0	0	0	0	0
<b>MIP</b>	<b>2</b>	<b>10</b>	<b>9</b>	<b>13</b>	<b>4</b>	<b>2</b>	<b>38</b>	<b>7</b>	<b>12</b>	<b>13</b>	<b>5</b>	<b>13</b>	<b>128</b>
17 and Under	0	4	6	1	3	1	15	6	2	3	2	1	44
18-20	2	6	3	12	1	1	23	1	10	10	3	12	84
14 and Under	0	0	1	0	0	0	1	1	0	0	0	0	3
15-17	0	4	5	1	3	1	14	5	2	3	2	1	41
<b>DUI</b>	<b>1</b>	<b>1</b>	<b>0</b>	<b>1</b>	<b>0</b>	<b>0</b>	<b>3</b>	<b>0</b>	<b>3</b>	<b>0</b>	<b>1</b>	<b>0</b>	<b>10</b>
17 and Under	0	0	0	0	0	0	0	0	0	0	0	0	0
18-20	1	1	0	1	0	0	3	0	3	0	0	0	9
21 and Over	0	0	0	0	0	0	0	0	0	0	0	0	0
<b>Open Container</b>	<b>0</b>	<b>1</b>	<b>0</b>	<b>0</b>	<b>0</b>	<b>0</b>	<b>3</b>	<b>0</b>	<b>0</b>	<b>0</b>	<b>0</b>	<b>0</b>	<b>4</b>
<b>Youthful Offender</b>	<b>0</b>	<b>0</b>	<b>3</b>	<b>0</b>	<b>0</b>	<b>0</b>	<b>0</b>	<b>0</b>	<b>0</b>	<b>0</b>	<b>0</b>	<b>0</b>	<b>3</b>
<b>Public Intoxication</b>	<b>0</b>	<b>0</b>	<b>0</b>	<b>1</b>	<b>0</b>	<b>0</b>	<b>1</b>	<b>0</b>	<b>0</b>	<b>0</b>	<b>0</b>	<b>0</b>	<b>2</b>
17 and Under	0	0	0	0	0	0	0	0	0	0	0	0	0
18-20	0	0	0	1	0	0	1	0	0	0	0	0	2
21 and Over	0	0	0	0	0	0	0	0	0	0	0	0	0
14 and Under	0	0	0	0	0	0	0	0	0	0	0	0	0
15-17	0	0	0	0	0	0	0	0	0	0	0	0	0
<b>Minor in Establishment</b>	<b>0</b>	<b>0</b>	<b>0</b>	<b>0</b>	<b>0</b>	<b>0</b>	<b>0</b>	<b>0</b>	<b>0</b>	<b>0</b>	<b>0</b>	<b>0</b>	<b>0</b>
<b>Furnish to Minor</b>	<b>0</b>	<b>0</b>	<b>0</b>	<b>2</b>	<b>0</b>	<b>0</b>	<b>0</b>	<b>0</b>	<b>1</b>	<b>2</b>	<b>1</b>	<b>1</b>	<b>7</b>
<b>Sell to Minor</b>	<b>0</b>	<b>0</b>	<b>0</b>	<b>0</b>	<b>0</b>	<b>0</b>	<b>0</b>	<b>0</b>	<b>0</b>	<b>0</b>	<b>0</b>	<b>0</b>	<b>0</b>
<b>False ID</b>	<b>0</b>	<b>0</b>	<b>0</b>	<b>0</b>	<b>0</b>	<b>0</b>	<b>0</b>	<b>0</b>	<b>0</b>	<b>0</b>	<b>0</b>	<b>0</b>	<b>0</b>
<b>BAC</b>													
PBT	0.096	0.118	0.072	0.090	0.076	0.130	0.084	0.066	0.069	0.053	0.090	0.068	0.084
Intoximeter	0	0	0	0	0	0	0	0	0	0	0	0	0
Refused	1	0	1	0	0	0	0	0	2	0	0	0	4
<b>Location of Offense</b>													
Bar	0	0	0	0	0	1	2	0	1	0	0	0	4
Other	0	0	0	1	2	0	0	0	0	1	0	1	5
Park	0	2	0	0	0	0	0	0	0	0	2	0	4
Parking Lot	0	0	2	1	0	0	2	0	0	0	0	0	5
Residence	2	9	3	14	0	0	10	7	8	11	1	13	78
Restaurant	0	0	0	0	0	0	0	0	0	0	1	0	1
School	0	0	0	0	0	0	0	0	0	0	2	0	2
Street	1	5	7	0	2	1	20	0	8	5	1	2	52
<b>Where Minor Obt. Alc.</b>													
Bar	0	0	0	0	0	0	0	0	0	0	0	0	0
Home	0	0	0	0	0	0	0	0	0	0	1	0	1
Liquor Store	0	0	0	0	0	0	0	0	0	0	0	0	0
Party	0	0	0	0	0	0	0	0	0	0	0	0	0
<b>Other Crimes Charged</b>													
Criminal Entry	0	0	0	1	0	0	0	0	0	0	0	0	1
Curfew	0	1	0	0	0	0	0	0	0	2	0	0	3
Interference	0	0	2	1	0	0	0	0	0	0	0	0	3
Juvenile party report	0	0	0	0	0	0	0	0	0	0	0	1	1
No Insurance	0	0	0	1	0	0	0	0	0	0	0	0	1
Poss. Cont. Subst.	0	0	0	0	0	0	0	0	3	6	0	2	11
Trespassing	0	0	0	0	0	0	0	0	0	1	0	0	1
Warrant	0	0	0	0	0	0	0	0	0	1	2	1	4

<b>Teton Co.: January - December 2016</b>													
	Jan.	Feb.	Mar.	Apr.	May	Jun.	July	Aug.	Sept.	Oct.	Nov.	Dec.	Totals & Ave.
<b>Total Arrests</b>	0	1	1	0	0	1	2	1	0	0	1	0	7
Arrest	0	0	0	0	0	1	0	0	0	0	0	0	1
Cite/Release	0	1	1	0	0	0	2	1	0	0	1	0	6
<b>Juvenile Arrests</b>	0	0	0	0	0	0	0	0	0	0	0	0	0
Arrest	0	0	0	0	0	0	0	0	0	0	0	0	0
Cite/Release	0	0	0	0	0	0	0	0	0	0	1	0	1
14 and Under	0	0	0	0	0	0	0	0	0	0	0	0	0
15-17	0	0	0	0	0	0	0	0	0	0	0	0	0
18-20	0	0	0	0	0	1	0	0	0	0	0	0	1
Male Juvenile	0	0	0	0	0	0	0	0	0	0	0	0	0
14 and Under	0	0	0	0	0	0	0	0	0	0	0	0	0
15-17	0	0	0	0	0	0	0	0	0	0	0	0	0
18-20	0	0	0	0	0	1	0	0	0	0	0	0	1
Female Juvenile	0	0	0	0	0	0	0	0	0	0	0	0	0
14 and Under	0	0	0	0	0	0	0	0	0	0	0	0	0
15-17	0	0	0	0	0	0	0	0	0	0	0	0	0
18-20	0	0	0	0	0	0	0	0	0	0	0	0	0
<b>Day of Week</b>													
Monday	0	0	0	0	0	0	0	0	0	0	0	0	0
Tuesday	0	0	1	0	0	0	0	0	0	0	0	0	1
Wednesday	0	1	0	0	0	0	0	1	0	0	0	0	2
Thursday	0	0	0	0	0	0	0	0	0	0	1	0	1
Friday	0	0	0	0	0	1	0	0	0	0	0	0	1
Saturday	0	0	0	0	0	0	2	0	0	0	0	0	2
Sunday	0	0	0	0	0	0	0	0	0	0	0	0	0
<b>Time</b>													
10am-4pm	0	0	0	0	0	0	0	0	0	0	0	0	0
4pm-10pm	0	1	0	0	0	0	2	0	0	0	0	0	3
10pm-12am	0	0	0	0	0	1	0	0	0	0	1	0	2
12am-2am	0	0	0	0	0	0	0	0	0	0	0	0	0
2am-4am	0	0	1	0	0	0	0	1	0	0	0	0	2
4am-10am	0	0	0	0	0	0	0	0	0	0	0	0	0
<b>Age and Gender</b>													
Female 14 and under	0	0	0	0	0	0	0	0	0	0	0	0	0
Female 15-17	0	0	0	0	0	0	0	0	0	0	0	0	0
Female 18-20	0	0	0	0	0	0	1	1	0	0	0	0	2
Female over 21	0	0	0	0	0	0	0	0	0	0	0	0	0
Female no age	0	0	0	0	0	0	0	0	0	0	0	0	0
Male 14 and under	0	0	0	0	0	0	0	0	0	0	0	0	0
Male 15-17	0	0	0	0	0	0	0	0	0	0	1	0	1
Male 18-20	0	1	1	0	0	1	1	0	0	0	0	0	4
Male over 21	0	0	0	0	0	0	0	0	0	0	0	0	0
Male no age	0	0	0	0	0	0	0	0	0	0	0	0	0
<b>MIP</b>	0	1	1	0	0	1	2	1	0	0	1	0	7
17 and Under	0	0	0	0	0	0	0	0	0	0	1	0	1
18-20	0	1	1	0	0	1	2	1	0	0	0	0	6
14 and Under	0	0	0	0	0	0	0	0	0	0	0	0	0
15-17	0	0	0	0	0	0	0	0	0	0	1	0	1
<b>DUI</b>													
17 and Under	0	0	0	0	0	0	0	0	0	0	0	0	0
18-20	0	0	0	0	0	1	0	0	0	0	0	0	1
21 and Over	0	0	0	0	0	0	0	0	0	0	0	0	0
<b>Open Container</b>	0	0	0	0	0	1	0	0	0	0	0	0	1
<b>Public Intoxication</b>	0	0	0	0	0	0	0	0	0	0	0	0	0
17 and Under	0	0	0	0	0	0	0	0	0	0	0	0	0
18-20	0	0	0	0	0	0	0	0	0	0	0	0	0
21 and Over	0	0	0	0	0	0	0	0	0	0	0	0	0
14 and Under	0	0	0	0	0	0	0	0	0	0	0	0	0
15-17	0	0	0	0	0	0	0	0	0	0	0	0	0
<b>Minor in Establishment</b>	0	0	0	0	0	0	0	0	0	0	0	0	0
<b>Furnish to Minor</b>	0	0	0	0	0	0	0	0	0	0	0	0	0
<b>Sell to Minor</b>	0	0	0	0	0	0	0	0	0	0	0	0	0
<b>False ID</b>	0	0	0	0	0	0	0	0	0	0	0	0	0
<b>BAC</b>													
PBT	0	0	0.055	0	0	0	0.069	0.090	0	0	0	0	0.071
Intoximeter	0	0	0	0	0	0	0	0	0	0	0	0	0
Refused	0	0	0	0	0	1	0	0	0	0	0	0	1
Other	0	1	0	0	0	0	2	1	0	0	0	0	4
Parking Lot	0	0	0	0	0	1	0	0	0	0	0	0	1
Street	0	0	0	0	0	0	0	0	0	0	1	0	1
<b>Where Minor Obt. Alc.</b>													
Bar	0	0	0	0	0	0	0	0	0	0	0	0	0
Home	0	0	1	0	0	1	0	0	0	0	0	0	2
Liquor Store	0	0	0	0	0	0	0	0	0	0	0	0	0
Party	0	0	0	0	0	0	0	1	0	0	0	0	1
<b>Other Crimes Charged</b>													
Burglary	0	1	0	0	0	0	0	0	0	0	0	0	1
Poss. Cont. Subst.	0	0	0	0	0	0	0	0	0	0	1	0	1
Probation Violation	0	0	0	0	0	1	1	0	0	0	0	0	2

Torrington: January - December 2016													
	Jan.	Feb.	Mar.	Apr.	May	Jun.	July	Aug.	Sept.	Oct.	Nov.	Dec.	Totals & Ave.
<b>Total Arrests</b>	1	1	8	0	0	1	0	0	2	2	1	1	17
Arrest	0	0	0	0	0	0	0	0	0	1	1	0	2
Cite/Release	1	1	8	0	0	1	0	0	2	1	0	1	15
<b>Juvenile Arrests</b>	0	0	0	0	0	0	0	0	0	0	0	0	0
Arrest	0	0	0	0	0	0	0	0	0	0	0	0	0
Cite/Release	1	0	4	0	0	1	0	0	2	1	0	1	10
14 and Under	0	0	0	0	0	0	0	0	0	0	0	0	0
15-17	0	0	0	0	0	0	0	0	0	0	0	0	0
18-20	0	0	0	0	0	0	0	0	0	1	1	0	2
Male Juvenile	0	0	0	0	0	0	0	0	0	0	0	0	0
14 and Under	0	0	0	0	0	0	0	0	0	0	0	0	0
15-17	0	0	0	0	0	0	0	0	0	0	0	0	0
18-20	0	0	0	0	0	0	0	0	0	1	1	0	2
Female Juvenile	0	0	0	0	0	0	0	0	0	0	0	0	0
14 and Under	0	0	0	0	0	0	0	0	0	0	0	0	0
15-17	0	0	0	0	0	0	0	0	0	0	0	0	0
18-20	0	0	0	0	0	0	0	0	0	0	0	0	0
<b>Day of Week</b>													
Monday	0	0	0	0	0	0	0	0	0	1	0	0	1
Tuesday	0	0	4	0	0	1	0	0	0	0	0	0	5
Wednesday	0	0	0	0	0	0	0	0	0	0	0	0	0
Thursday	0	0	4	0	0	0	0	0	0	0	0	0	4
Friday	1	0	0	0	0	0	0	0	0	0	1	1	3
Saturday	0	1	0	0	0	0	0	0	2	1	0	0	4
Sunday	0	0	0	0	0	0	0	0	0	0	0	0	0
<b>Time</b>													
10am-4pm	0	0	0	0	0	0	0	0	0	0	0	0	0
4pm-10pm	0	0	0	0	0	1	0	0	0	0	0	1	2
10pm-12am	0	0	4	0	0	0	0	0	0	0	0	0	4
12am-2am	1	1	0	0	0	0	0	0	0	1	0	0	3
2am-4am	0	0	0	0	0	0	0	0	2	0	0	0	2
4am-10am	0	0	4	0	0	0	0	0	0	1	1	0	6
<b>Age and Gender</b>													
Female 14 and under	0	0	2	0	0	0	0	0	0	0	0	1	3
Female 15-17	0	0	1	0	0	0	0	0	0	0	0	0	1
Female 18-20	0	1	0	0	0	0	0	0	0	0	0	0	1
Female over 21	0	0	0	0	0	0	0	0	0	0	0	0	0
Female no age	0	0	0	0	0	0	0	0	0	0	0	0	0
Male 14 and under	0	0	0	0	0	0	0	0	0	0	0	0	0
Male 15-17	1	0	0	0	0	1	0	0	2	1	0	0	5
Male 18-20	0	0	4	0	0	0	0	0	0	1	1	0	6
Male over 21	0	0	0	0	0	0	0	0	0	0	0	0	0
Male no age	0	0	0	0	0	0	0	0	0	0	0	0	0
<b>MIP</b>	1	1	8	0	0	1	0	0	1	1	1	1	15
17 and Under	1	0	4	0	0	1	0	0	1	1	0	1	9
18-20	0	1	4	0	0	0	0	0	0	0	1	0	6
14 and Under	0	0	3	0	0	0	0	0	0	0	0	1	4
15-17	1	0	1	0	0	1	0	0	1	1	0	0	5
<b>DUI</b>	0	0	0	0	0	0	0	0	1	1	1	0	3
17 and Under	0	0	0	0	0	0	0	0	1	0	0	0	1
18-20	0	0	0	0	0	0	0	0	0	1	0	0	1
21 and Over	0	0	0	0	0	0	0	0	0	0	0	0	0
<b>Open Container</b>	0	0	0	0	0	0	0	0	0	0	0	0	0
<b>Youthful Offender</b>	0	0	0	0	0	0	0	0	0	0	0	1	1
<b>Public Intoxication</b>	0	0	0	0	0	0	0	0	0	0	1	0	1
17 and Under	0	0	0	0	0	0	0	0	0	0	0	0	0
18-20	0	0	0	0	0	0	0	0	0	0	1	0	1
21 and Over	0	0	0	0	0	0	0	0	0	0	0	0	0
14 and Under	0	0	0	0	0	0	0	0	0	0	0	0	0
15-17	0	0	0	0	0	0	0	0	0	0	0	0	0
<b>Minor in Establishment</b>	0	1	0	0	0	0	0	0	0	0	0	0	1
<b>Furnish to Minor</b>	0	0	0	0	0	0	0	0	0	0	0	0	0
<b>Sell to Minor</b>	0	0	0	0	0	0	0	0	0	0	0	0	0
<b>False ID</b>	0	0	0	0	0	0	0	0	0	0	0	0	0
<b>BAC</b>													
PBT	0	0	0.063	0	0	0.097	0	0	0	0	0	0.025	0.062
Intoximeter	0	0	0	0	0	0	0	0	0.001	0.140	0.161	0	0.101
Refused	0	0	0	0	0	0	0	0	1	1	0	0	2
<b>Location of Offense</b>													
Residence	1	0	0	0	0	0	0	0	0	0	0	0	1
<b>Where Minor Obt. Alc.</b>													
Bar	0	0	0	0	0	0	0	0	0	0	0	0	0
Home	1	0	0	0	0	0	0	0	0	0	0	0	1
Liquor Store	0	0	0	0	0	0	0	0	0	0	0	0	0
Party	0	0	0	0	0	0	0	0	0	0	0	0	0
<b>Other Crimes Charged</b>													
Disorderly Conduct	0	0	1	0	0	0	0	0	0	0	1	0	2
Poss. Of Marijuana	0	0	0	0	0	0	0	0	1	0	0	0	1

Unita: January - December 2016													
	Jan.	Feb.	Mar.	Apr.	May	Jun.	July	Aug.	Sept.	Oct.	Nov.	Dec.	Totals & Ave.
<b>Total Arrests</b>	0	13	3	0	2	2	0	1	0	2	1	0	24
Arrest	0	1	0	0	0	0	0	0	0	0	0	0	1
Cite/Release	0	12	3	0	2	2	0	1	0	2	1	0	23
<b>Juvenile Arrests</b>	0	0	0	0	0	0	0	0	0	0	0	0	0
Arrest	0	0	0	0	0	0	0	0	0	0	0	0	0
Cite/Release	0	4	1	0	2	2	0	0	0	0	0	0	9
14 and Under	0	0	0	0	0	0	0	0	0	0	0	0	0
15-17	0	0	0	0	0	0	0	0	0	0	0	0	0
18-20	0	1	0	0	0	0	0	0	0	0	0	0	1
Male Juvenile	0	0	0	0	0	0	0	0	0	0	0	0	0
14 and Under	0	0	0	0	0	0	0	0	0	0	0	0	0
15-17	0	0	0	0	0	0	0	0	0	0	0	0	0
18-20	0	0	0	0	0	0	0	0	0	0	0	0	0
Female Juvenile	0	0	0	0	0	0	0	0	0	0	0	0	0
14 and Under	0	0	0	0	0	0	0	0	0	0	0	0	0
15-17	0	0	0	0	0	0	0	0	0	0	0	0	0
18-20	0	1	0	0	0	0	0	0	0	0	0	0	1
<b>Day of Week</b>													
Monday	0	0	0	0	0	0	0	0	0	0	0	0	0
Tuesday	0	0	0	0	0	0	0	0	0	0	1	0	1
Wednesday	0	0	0	0	0	0	0	0	0	0	0	0	0
Thursday	0	0	0	0	0	0	0	0	0	0	0	0	0
Friday	0	3	0	0	0	0	0	0	0	0	0	0	3
Saturday	0	10	0	0	2	2	0	1	0	2	0	0	17
Sunday	0	0	3	0	0	0	0	0	0	0	0	0	3
<b>Time</b>													
10am-4pm	0	0	0	0	0	0	0	0	0	0	0	0	0
4pm-10pm	0	10	2	0	0	0	0	0	0	2	0	0	14
10pm-12am	0	3	0	0	0	0	0	0	0	0	1	0	4
12am-2am	0	0	1	0	2	2	0	1	0	0	0	0	6
2am-4am	0	0	0	0	0	0	0	0	0	0	0	0	0
4am-10am	0	0	0	0	0	0	0	0	0	0	0	0	0
<b>Age and Gender</b>													
Female 14 and under	0	0	0	0	0	0	0	0	0	0	0	0	0
Female 15-17	0	3	0	0	0	0	0	0	0	0	0	0	3
Female 18-20	0	5	0	0	0	0	0	1	0	0	1	0	7
Female over 21	0	0	0	0	0	0	0	0	0	0	0	0	0
Female no age	0	0	0	0	0	0	0	0	0	0	0	0	0
Male 14 and under	0	0	0	0	0	0	0	0	0	0	0	0	0
Male 15-17	0	1	1	0	2	2	0	0	0	0	0	0	6
Male 18-20	0	4	2	0	0	0	0	0	0	2	0	0	8
Male over 21	0	0	0	0	0	0	0	0	0	0	0	0	0
Male no age	0	0	0	0	0	0	0	0	0	0	0	0	0
<b>MIP</b>	0	13	3	0	2	2	0	1	0	2	1	0	24
17 and Under	0	4	1	0	2	2	0	0	0	0	0	0	9
18-20	0	9	2	0	0	0	0	1	0	2	1	0	15
14 and Under	0	0	0	0	0	0	0	0	0	0	0	0	0
15-17	0	4	1	0	2	2	0	0	0	0	0	0	9
<b>DUI</b>	0	0	0	0	0	0	0	0	0	0	1	0	1
17 and Under	0	0	0	0	0	0	0	0	0	0	0	0	0
18-20	0	0	0	0	0	0	0	0	0	0	0	0	0
21 and Over	0	0	0	0	0	0	0	0	0	0	0	0	0
<b>Open Container</b>	0	0	0	0	0	0	0	0	0	0	0	0	0
<b>Youthful Offender</b>	0	8	2	0	2	2	0	1	0	2	0	0	17
<b>Public Intoxication</b>	0	0	0	0	0	0	0	0	0	0	0	0	0
17 and Under	0	0	0	0	0	0	0	0	0	0	0	0	0
18-20	0	0	0	0	0	0	0	0	0	0	0	0	0
21 and Over	0	0	0	0	0	0	0	0	0	0	0	0	0
14 and Under	0	0	0	0	0	0	0	0	0	0	0	0	0
15-17	0	0	0	0	0	0	0	0	0	0	0	0	0
<b>Minor in Establishment</b>	0	0	0	0	0	0	0	0	0	0	0	0	0
<b>Furnish to Minor</b>	0	0	0	0	0	0	0	0	0	0	0	0	0
<b>Sell to Minor</b>	0	0	0	0	0	0	0	0	0	0	0	0	0
<b>False ID</b>	0	0	0	0	0	0	0	0	0	0	0	0	0
<b>BAC</b>													
PBT	0	0	0	0	0	0	0	0	0	0.124	0.029	0	0.076
Intoximeter	0	0.042	0.089	0	0.060	0.060	0	0.107	0	0	0	0	0.072
Refused	0	0	0	0	0	0	0	0	0	0	0	0	0
<b>Location of Offense</b>													
Other	0	0	1	0	0	0	0	0	0	0	0	0	1
Residence	0	10	0	0	0	0	0	0	0	0	0	0	10
Vehicle	0	3	2	0	2	0	0	0	0	0	0	0	7
<b>Where Minor Obt. Alc.</b>													
Bar	0	0	0	0	0	0	0	0	0	0	0	0	0
Home	0	0	0	0	0	0	0	0	0	0	0	0	0
Liquor Store	0	0	0	0	0	0	0	0	0	0	0	0	0
Party	0	0	0	0	0	0	0	0	0	0	0	0	0
<b>Other Crimes Charged</b>													
Poss. Cont. Subst.	1	1	1	1	1	1	1	1	1	1	1	1	12

UW PD: January - December 2016													Totals
	Jan.	Feb.	Mar.	Apr.	May	Jun.	July	Aug.	Sept.	Oct.	Nov.	Dec.	& Ave.
<b>Total Arrests</b>	5	6	6	13	18	1	0	24	0	25	26	5	129
Arrest	0	1	1	2	1	0	0	2	0	2	0	3	12
Cite/Release	5	5	5	11	17	1	0	22	0	23	26	2	117
<b>Juvenile Arrests</b>	0	0	0	0	0	0	0	0	0	0	0	0	0
Arrest	0	0	0	0	0	0	0	0	0	0	0	0	0
Cite/Release	0	0	0	0	0	1	0	0	0	1	0	1	3
14 and Under	0	0	0	0	0	0	0	0	0	0	0	0	0
15-17	0	0	0	0	0	0	0	0	0	0	0	0	0
18-20	0	1	1	2	1	0	0	2	0	2	0	3	12
Male Juvenile	0	0	0	0	0	0	0	0	0	0	0	0	0
14 and Under	0	0	0	0	0	0	0	0	0	0	0	0	0
15-17	0	0	0	0	0	0	0	0	0	0	0	0	0
18-20	0	0	0	2	1	0	0	1	0	2	0	3	9
Female Juvenile	0	0	0	0	0	0	0	0	0	0	0	0	0
14 and Under	0	0	0	0	0	0	0	0	0	0	0	0	0
15-17	0	0	0	0	0	0	0	0	0	0	0	0	0
18-20	0	1	1	0	0	0	0	1	0	0	0	0	3
<b>Day of Week</b>													
Monday	0	0	0	0	0	0	0	0	0	4	0	0	4
Tuesday	0	0	1	0	0	1	0	0	0	0	0	1	3
Wednesday	0	0	0	0	0	0	0	0	0	0	4	0	4
Thursday	0	0	5	0	0	0	0	7	0	0	8	0	20
Friday	0	2	0	6	0	0	0	1	0	2	5	2	18
Saturday	1	3	0	1	0	0	0	10	0	9	7	1	32
Sunday	0	1	0	6	2	0	0	6	0	10	2	1	28
<b>Time</b>													
10am-4pm	1	0	0	0	0	0	0	3	0	1	0	0	5
4pm-10pm	0	0	0	4	0	0	0	1	0	3	2	1	11
10pm-12am	2	2	5	2	9	0	0	7	0	4	18	2	51
12am-2am	0	2	1	6	0	1	0	11	0	9	2	0	32
2am-4am	2	2	0	1	8	0	0	0	0	8	4	2	27
4am-10am	0	0	0	0	1	0	0	2	0	0	0	0	3
<b>Age and Gender</b>													
Female 14 and under	0	0	0	0	0	0	0	0	0	0	0	0	0
Female 15-17	0	0	0	0	0	0	0	0	0	0	0	0	0
Female 18-20	2	2	2	1	4	0	0	6	0	6	8	0	31
Female over 21	0	0	0	0	0	0	0	0	0	0	0	0	0
Female no age	0	0	0	0	0	0	0	0	0	0	0	0	0
Male 14 and under	0	0	0	0	0	0	0	0	0	0	0	0	0
Male 15-17	0	0	0	0	0	1	0	0	0	1	0	1	3
Male 18-20	3	4	4	12	14	0	0	18	0	18	18	4	95
Male over 21	0	0	0	0	0	0	0	0	0	0	0	0	0
Male no age	0	0	0	0	0	0	0	0	0	0	0	0	0
<b>MIP</b>	4	5	6	13	18	1	0	23	0	25	25	5	125
17 and Under	0	0	0	0	0	1	0	0	0	1	0	1	3
18-20	4	5	6	13	18	0	0	23	0	24	25	4	122
14 and Under	0	0	0	0	0	0	0	0	0	0	0	0	0
15-17	0	0	0	0	0	1	0	0	0	1	0	1	3
<b>DUI</b>	0	1	0	0	0	0	0	0	0	0	1	0	2
17 and Under	0	0	0	0	0	0	0	0	0	0	0	0	0
18-20	0	1	0	0	0	0	0	0	0	0	0	0	1
21 and Over	0	0	0	0	0	0	0	0	0	0	0	0	0
<b>Open Container</b>	0	0	0	0	0	0	0	1	0	0	0	0	1
<b>Public Intoxication</b>	0	0	0	0	0	0	0	0	0	0	0	0	0
17 and Under	0	0	0	0	0	0	0	0	0	0	0	0	0
18-20	0	0	0	0	0	0	0	0	0	0	0	0	0
21 and Over	0	0	0	0	0	0	0	0	0	0	0	0	0
14 and Under	0	0	0	0	0	0	0	0	0	0	0	0	0
15-17	0	0	0	0	0	0	0	0	0	0	0	0	0
<b>Minor in Establishment</b>	0	0	0	0	0	0	0	0	0	0	0	0	0
<b>Furnish to Minor</b>	0	0	0	0	0	0	0	0	0	0	0	0	0
<b>Sell to Minor</b>	0	0	0	0	0	0	0	0	0	0	0	0	0
<b>False ID</b>	0	0	0	0	0	0	0	0	0	0	1	0	1
<b>BAC</b>													
PBT	0.056	0.127	0.042	0.102	0.057	0.037	0	0.112	0	0.104	0.071	0.133	0.084
Intoximeter	0	0.183	0	0	0	0	0	0	0	0	0	0	0.183
Refused	1	0	1	2	3	0	0	2	0	3	1	1	14
<b>Location of Offense</b>													
Other	0	0	0	3	0	0	0	5	0	2	5	3	18
Parking Lot	0	0	0	0	0	0	0	1	0	6	1	0	8
Residence	5	0	6	8	16	0	0	16	0	8	20	2	81
School	0	0	0	2	0	0	0	0	0	0	0	0	2
Street	0	0	0	0	2	1	0	1	0	9	0	0	13
<b>Where Minor Obt. Alc.</b>													
Bar	0	1	0	0	0	0	0	0	0	1	1	1	4
Home	2	0	0	0	0	0	0	0	0	0	1	0	3
Liquor Store	0	0	0	0	0	0	0	0	0	2	0	0	2
Party	0	4	6	13	18	0	0	18	0	21	18	3	101
<b>Other Crimes Charged</b>													
Disorderly Conduct	0	0	0	0	0	0	0	0	0	0	0	1	1
Interference	0	0	0	0	0	0	0	0	0	1	0	0	1
Poss. Cont. Subst.	0	1	0	0	0	0	0	0	0	0	0	0	1

## FOUR-YEAR TRENDS ANALYSIS

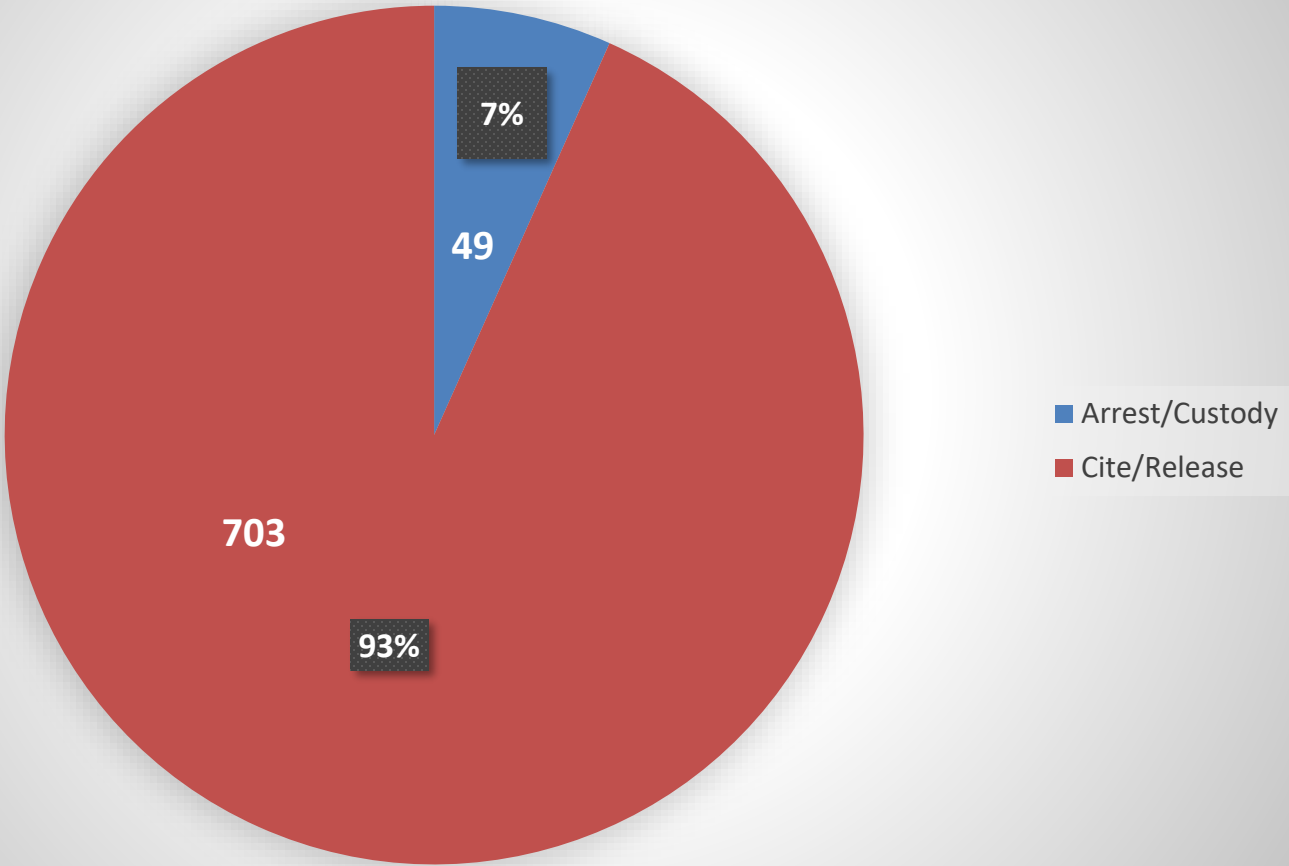
The statistics contained in this section represents data collected from fifteen law enforcement agencies that participated in this data-collection effort in each of the last four years, 2013 – 2016. Data from Big Horn, Teton and Laramie Counties, and Evanston and Kemmerer is not included in this trends analysis, as this was either the first or second year of their participation.

A sufficient amount of data has been collected in these FIFTEEN communities/counties during the last four years which can now be analyzed for the purpose of identifying trends relative to youth's involvement with alcohol in Wyoming. Hopefully, the analysis of selective data proves useful for prevention efforts, manpower deployment and strategy development. Charts and Graphs that provide a visual perspective of current trends are included in this section of the report.

SUMMARY: A review of the statistics for the last three years reveal the following trends:

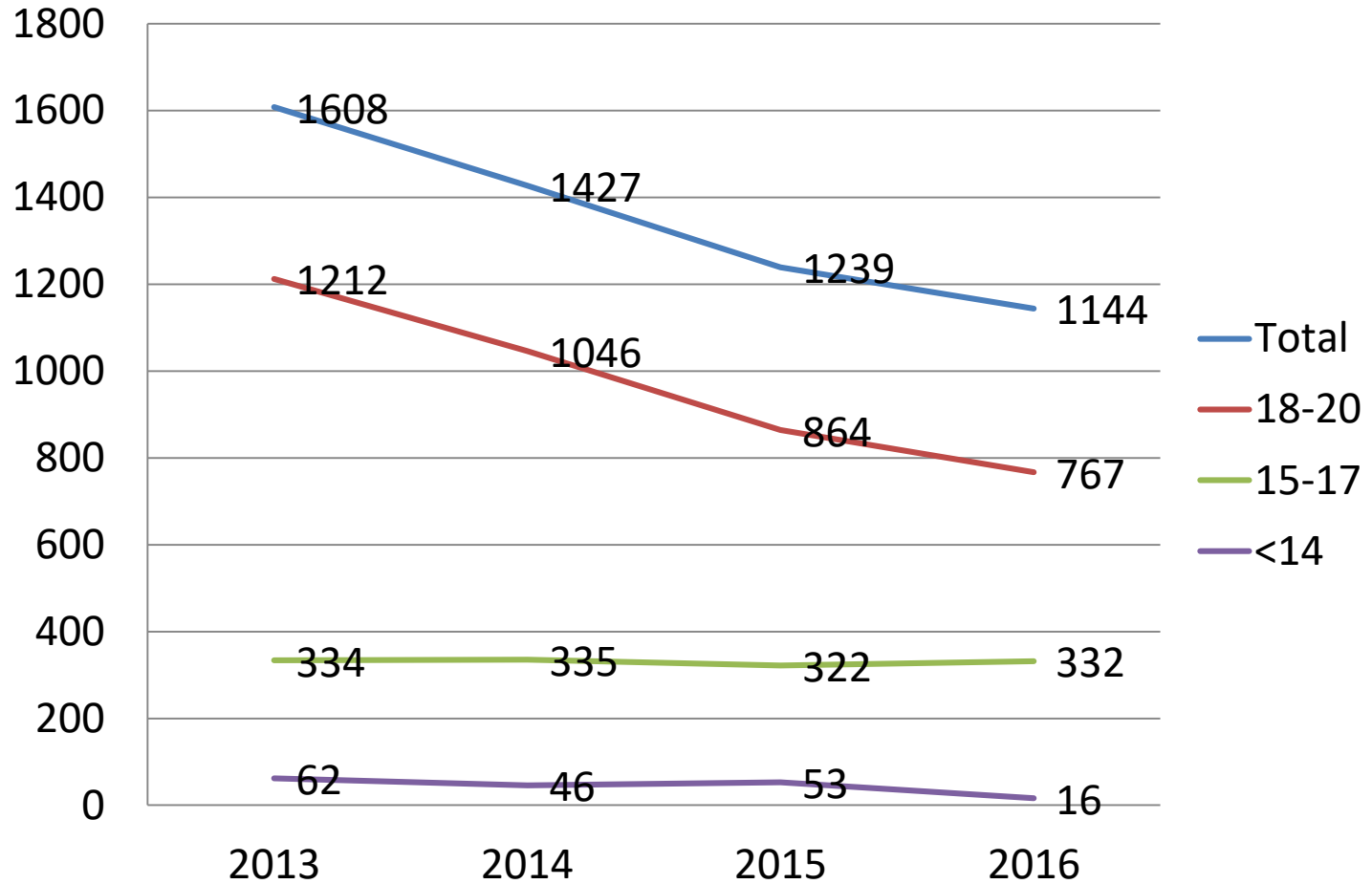
- Overall, arrests and cite/release of underage youth involving alcohol in Wyoming has trended downwards during each of the last four years
- Males and females between the ages of 18 to 20 continues to be the age group that accounts for the greatest number of underage arrests – Males in this age group also showed the greatest decrease in the number of arrests during the last four years (792 in 2013 to 524 in 2016)
- Arrests for Minor in Possession account for the largest number of reported arrests – 91% in 2016
- The number of arrests for Minor in Possession decreased by 378 during the last four years (from 1399 in 2013 compared to 1021 in 2016)
- Juveniles who are taken into custody account for a relatively small number of arrests compared to the number of juveniles who are cited and released by law enforcement (less than 7% in 2015 and 2016)
- 10pm to 2am continues to be the time of day when the largest number of youth are arrested for alcohol involvement – with a significant number being arrested from 2am to 4am
- Youth continue to obtain alcohol from a party or home more often than any other source (66% - party, 19% - home).

# JUVENILE Arrests vs. Cite/Release: 2015 & 2016

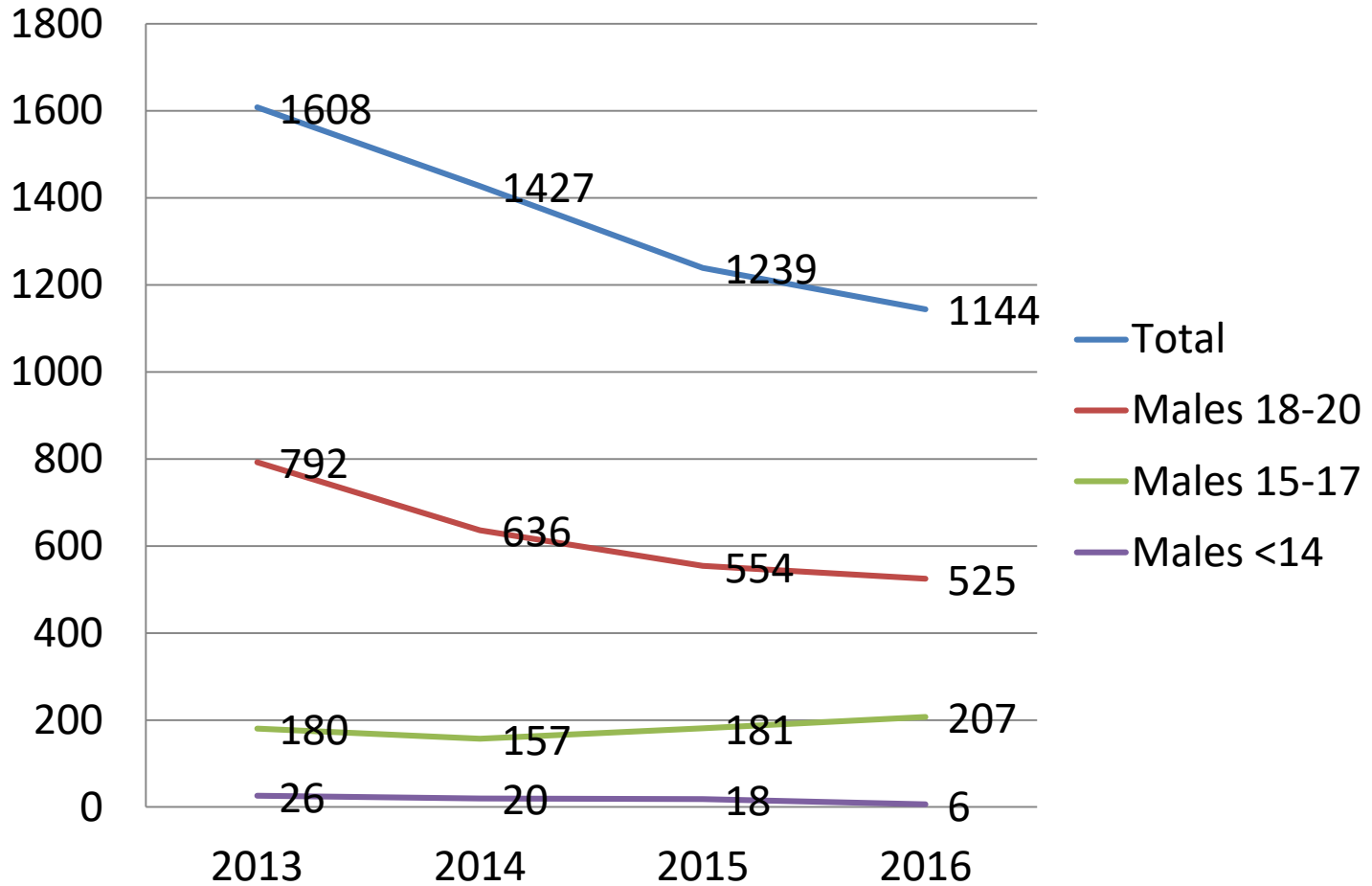




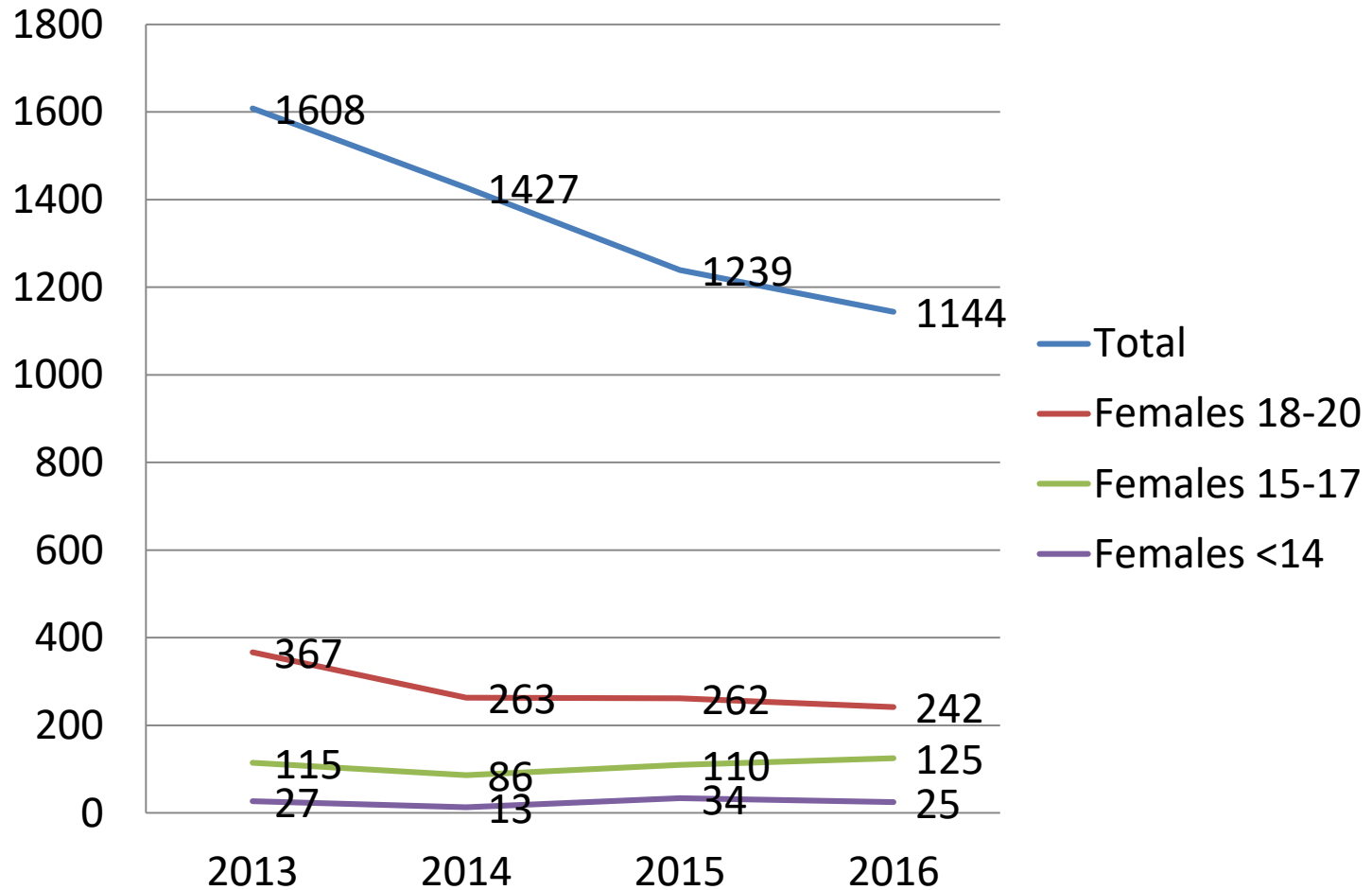
## Underage Arrests Involving Alcohol: 2013 - 2016



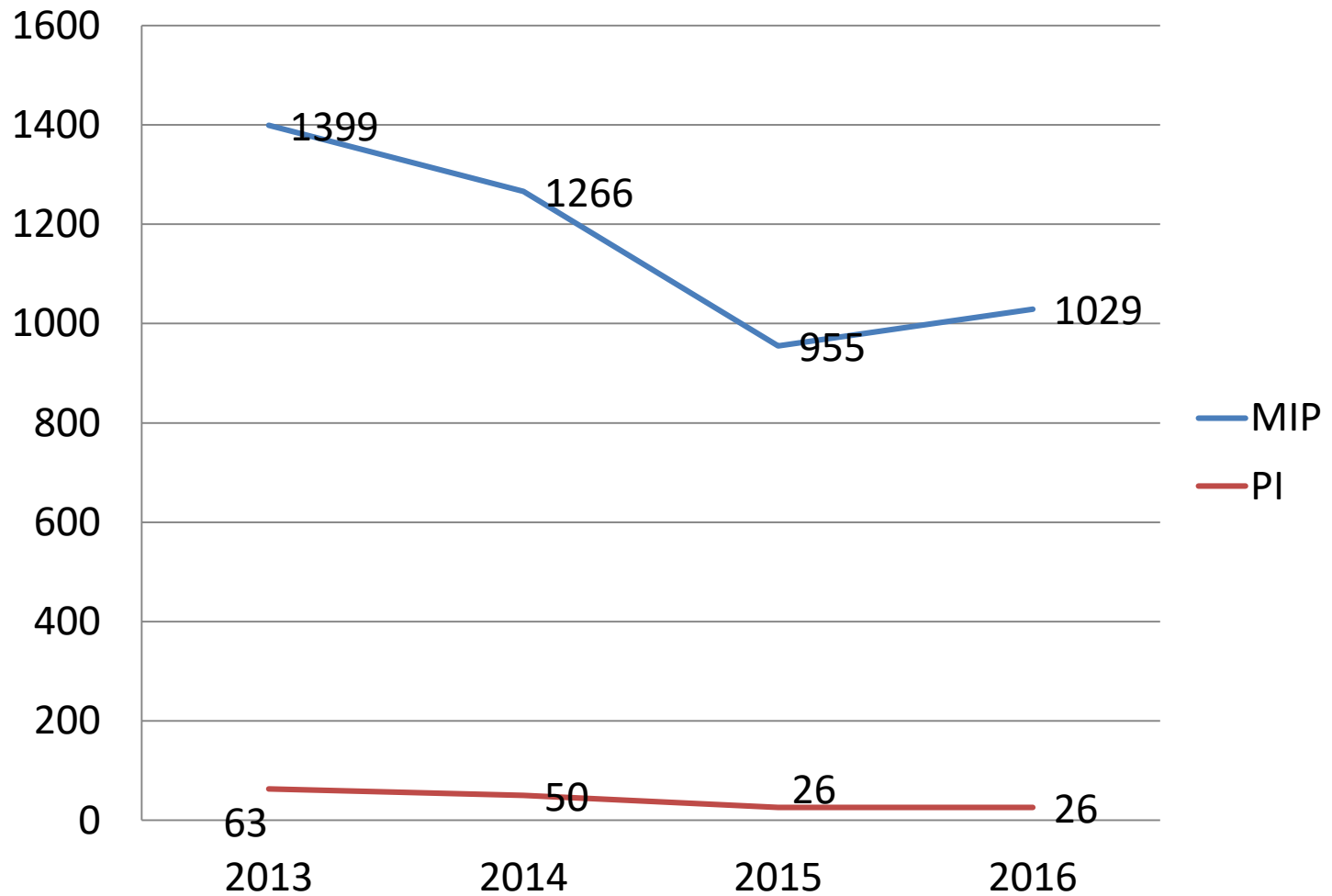
## Underage Arrests Involving Alcohol: 2013 - 2016



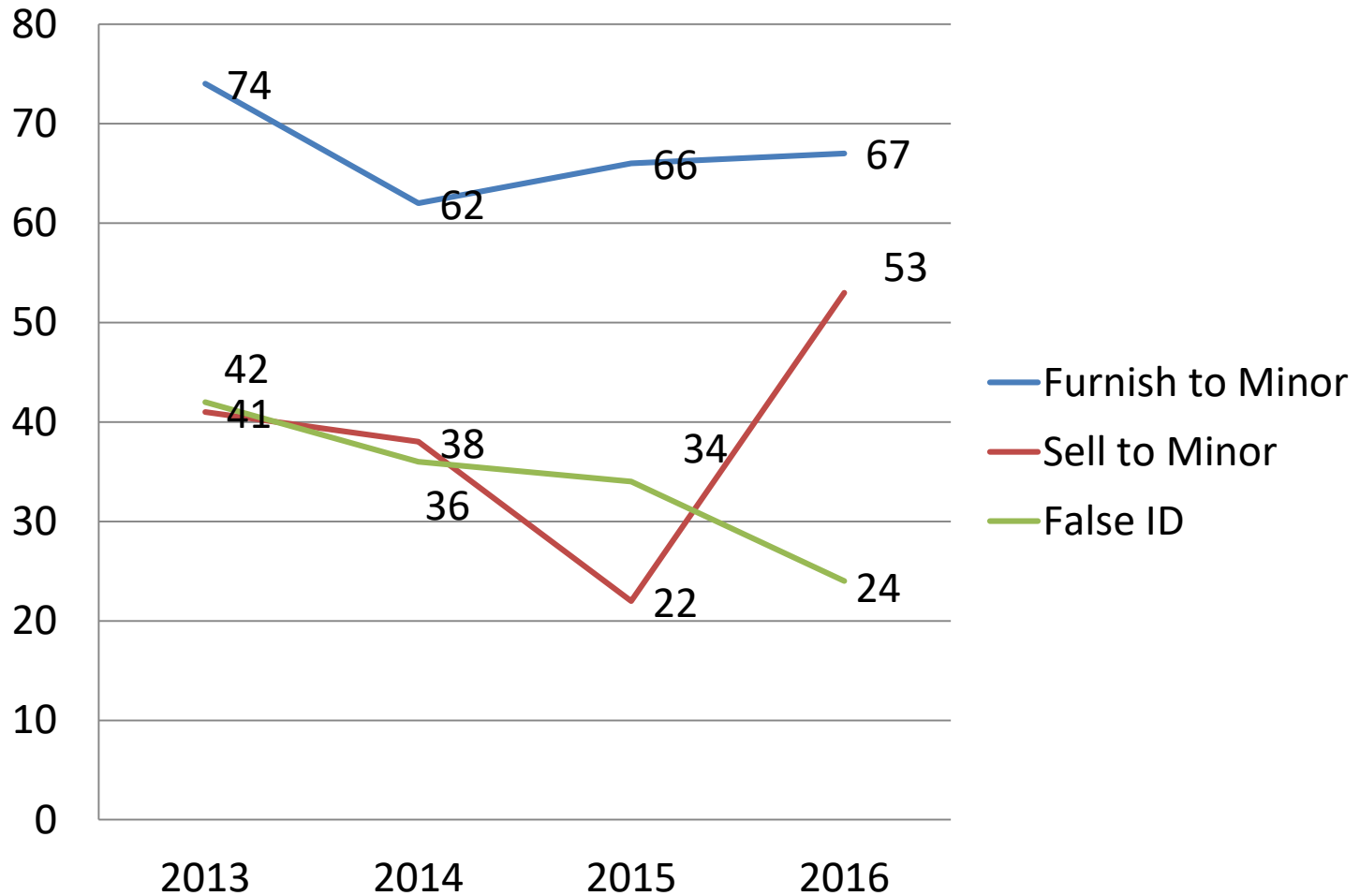
## Underage Arrests Involving Alcohol: 2013 - 2016



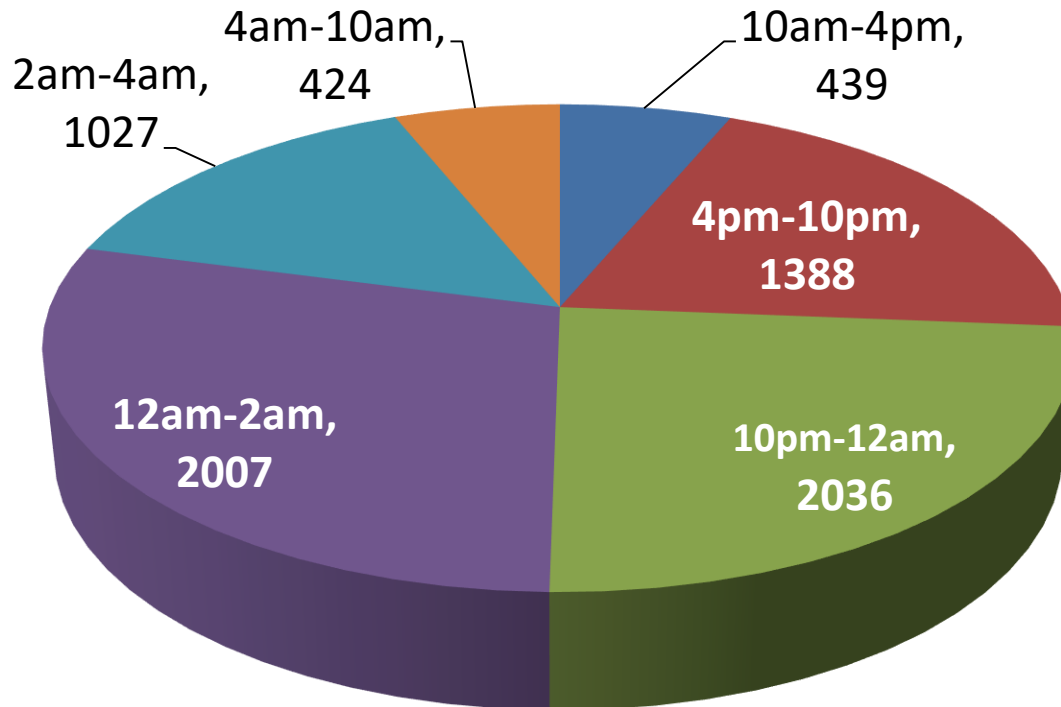
## Underage Arrests Involving Alcohol: 2013 - 2016



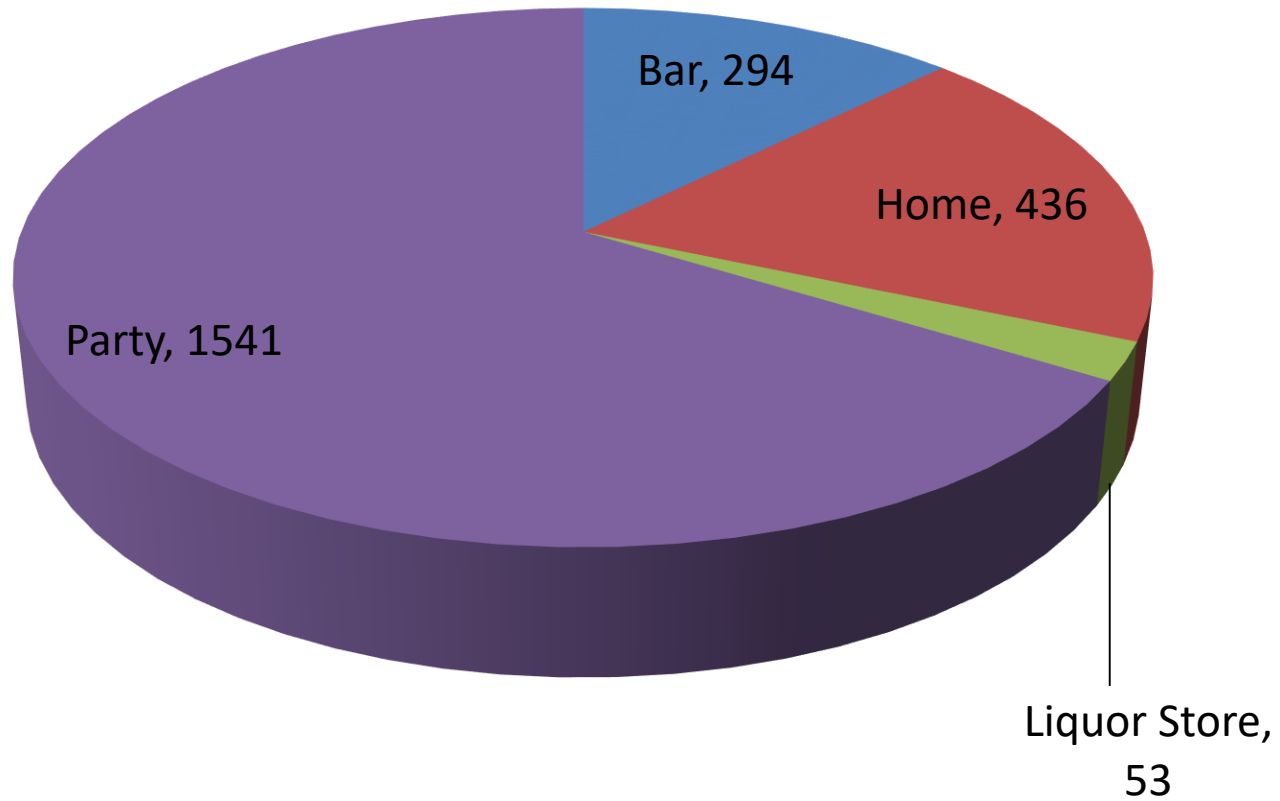
## Arrests Involving Youth & Alcohol: 2013 - 2016



# Number Arrested by Time of Day: 2013-2016



# Where Minors Obtained Alcohol: 2013-2016



## ACKNOWLEDGEMENTS

This initiative was a collaborative effort on the part of the administrators, enforcement team leaders and records personnel from all eighteen law enforcement agencies that participated. The Initiative was successful due to the unwavering support of the administrators. The day-to-day supervision of enforcement activities by the team leaders, the daily collection and monthly tabulation/submittal of arrest data was an ambitious undertaking and their efforts should be acknowledged as well. The collective efforts of all assigned department staff were essential to the overall success of this Initiative.

---

### CASPER

Scott Jones – Sergeant

Sara Stockero – Detective

Erica Ketchum – Specialist

### BIG HORN CO.

Ken Blackburn – Sheriff

Keri Wilske – Administration

Lori Smallwood – County Clerk

### CHEYENNE

Howard Smith – Lieutenant

Josh Hedum - Officer

### DOUGLAS

Todd Mathews – Lieutenant

Kirsti Muncy – Records/Municipal Court Clerk

### GILLETTE

Jim Hloucal – Chief of Police

Chuck Deaton - Lieutenant

Leah Foster – Senior Administrative Assistant

### HOT SPRINGS CO.

Jerimie Kraushaar - Sergeant

Molly Coyne

### KEMMERER

Stacy Buck – Chief of Police

### JACKSON

Russ Ruschill- Sergeant

Cynthia Riedel

### LANDER

Fred Cox – Sergeant

Kenneth Stigers

### LARAMIE

Kyle Groose – Crime Prevention Officer

### LARAMIE CO.

Lt. Don Hollingshead

Brandon Warner – Community Relations Officer

### LINCOLN CO.

Brian Andrews – Captain

Chris Strang – Deputy/SRO

### POWELL

Roy Eckerdt – Chief of Police

Lt. Alan Kent

Lisa Baker

### RAWLINS

Troy Palmer – Chief of Police

Valeta Rodabaugh - Comm. Supervisor

### ROCK SPRINGS

Dwane Pacheco – Chief of Police

Matt Keslar - Commander

Alison Deters – Records Supervisor

### SHERIDAN

Lt. Travis Koltiska

Jenifer Shassetz – Administrative Secretary

### TETON CO.

Todd Stanyon - Sergeant

### TORRINGTON

Anthony Scoleri – Detective Sergeant

Rebekah Miller – Officer

Heidi Borton – Records

### UINTA CO.

Doug Mathews – Sheriff

Frostie Egley – Administrative Assistant

### UNIVERSITY OF WYOMING

Mike Samp – Chief of Police

Chad Bade - Sergeant

---

EUDL Grant Manager: Tim Feathers – Wyoming Association of Sheriffs and Chiefs of Police

Database Managers: Susie Dziardziel, Becky Gitthens – Johnson and Associates

Data Analysis/Report Author: Ernest L. Johnson – Johnson and Associates

Cover Photo: University of Wyoming



## PROJECT MANAGER VITA

### CONTACT INFORMATION:

Ernest L. Johnson, Director of Services  
Johnson & Associates  
1036 Durango  
Douglas, WY 82633  
Phone: (307) 351-8614  
Fax: (307) 222-1922  
E-mail: [janda@communicomm.com](mailto:janda@communicomm.com)

### RELATED EDUCATION & EXPERIENCE:

- Twenty-four years experience as an administrator of a state agency with direct responsibility for budget development and administration, planning, organizing, directing, staffing, and program services delivery.
- Masters degree in Public Administration; over thirty-five years experience training and working with executives to achieve excellence in government, manage and implement change, increase organizational effectiveness and maximize program efficiency.
- Conducted in-depth management studies for criminal justice agencies for the states of Massachusetts and New Hampshire. These studies assessed the delivery of program services by agencies with statewide responsibilities and provided recommendations for increasing organizational efficiency and agency credibility.
- Over thirty-five years of experience in researching, writing, and administering a variety of federal and state grants. Grants involved in excess of several million dollars for a wide variety of purposes: personnel, equipment, training, research and providing services with targeted priorities.
- Extensive experience in researching, evaluating and implementing a wide variety of projects. These projects varied in scope and duration, and many required the involvement and partnership of multiple agencies and personnel throughout the state, as well as the enactment of state legislation.
  - Evaluation performed for the Substance Abuse Division - WDH – “Responsible Server Training Program” – October 2002
  - Managed the Wyoming First Lady’s Initiative to Reduce Underage Drinking – November 2004 to September 2006
  - Managed project and authored report: A Comprehensive Review of Alcohol State Statutes: Findings and Recommendations for Reducing Underage and Binge Drinking in Wyoming – 2008
  - Management Review of the Wyoming Seat Belt Coalition: Mission, Goals and Work Scope – September 2011
- Thirty years of experience in conducting a variety of feasibility studies
  - Conducted numerous feasibility studies for the Wyoming Legislature

---


---

## Wyoming Youth and Alcohol Data - 2016

---

---

- Most recent feasibility study conducted for the Town of Wright: “Should the Town of Wright create its own Police Department?” May 2004
- Conducted executive level training for the US Department of Justice/ State Department:
  - Instructed a 40-hour training course entitled “The Office of Professional Responsibility” for the Lithuania National Police command staff - 2001
  - Instructed an 80-hour training course entitled “Sex Crimes Investigations” for Investigators and Prosecutors in Lithuania - 2001
- Faculty - Criminal Justice Department - University of Wyoming (September 2000 to September 2012)
  - Criminal Justice Management, Concepts of Modern Policing, Ethics in the Administration of Justice, Criminal Justice Civil Liability, Politics and the Judicial Process, Criminal Courts and Processes, and Police Deviance.
- Management consultant for the Wyoming Association of Sheriffs and Chiefs of Police - Projects completed or currently in progress:
  - Evaluation of Alcohol Factors in Custodial Arrest in Wyoming – May 2005
  - Statewide Public Opinion Survey: Alcohol Issues and Policies (phone survey of 4,600 residents of Wyoming – Report released November 2006
  - Evaluation of Alcohol Factors in Custodial Arrests in Wyoming - 2006: Phase I (data collection), Phase II (Analysis, Findings and Strategies)
  - Evaluation of Alcohol Factors in Custodial Arrests in Wyoming – 2007, 2008, 2009
  - Alcohol and Crime in Wyoming: 2006 – 2008
  - Alcohol and Crime in Wyoming: 2010, 2011, 2012, 2013, 2014, 2015
  - Wyoming Youth and Alcohol Reports: 2010-2014
  - Project Manager for the Enforcing Underage Drinking Laws Program – September 2007 to May 2009
  - Project Manager for WY-CIA Wyoming Communities in Action – Phase I, Phase II – September 2007 to May 2009
  - Project Manager for Reducing Underage Drinking and Driving – October 2007 to September 2009
  - Project Coordinator for Project Safe Neighborhoods in Wyoming: A national initiative directed by the US Department of Justice aimed at reducing gun crimes and violence in this country. Initiative is currently in its sixth year of operation in Wyoming.
- Facilitator/Coordinator for the Wyoming Seat Belt Coalition – December 2006 to 2014
- Administration and coordination of WYDOT-Highway Safety’s Selective Traffic Enforcement Program Grants for Wyoming law enforcement agencies– December 2008 to present
- Facilitator for the Wyoming Safe Communities Project – FY 2012
- Facilitator/Coordinator for the Governor’s Council on Impaired Driving – December 2011 to present



## WYOMING YOUTH AND ALCOHOL: 2016

### Enforcing Underage Drinking Laws Grant Programs

*The collection and analysis of the data in this report was made possible through the assistance of grant funds provided by the Wyoming Department of Health. The Wyoming Association of Sheriffs and Chiefs of Police managed the operation of the grant program and collected the data. Johnson and Associates developed the master database, assembled and analyzed the data and authored this report.*