

FWDP Newsletter

Volume 31 Issue 3 March 2016



Fort Worth Decorative Painters is a Chapter of the Society of Decorative Painters Celebrating 31 Years

Color Me Beth!

Well, I don't know about you but my chicken apron is so cute there's not a chance I'll EVER wear it to cook! Those chickens are so wacky they'll fit right in with my family. I'm so sorry more of you were not able to join us but, if you will email me, I'll be glad to send you the instructions for finishing it at home. I hope all of you who painted with me went home more confident about how to stipple along crisp edges, painting wet on wet, how to do very easy freehand lettering and how to use stencils to tie designs together. Many heartfelt thanks to Juanita for making up beautiful pattern packets for everyone who came to the meeting. You are an angel, Juanita.



By chance only, you are stuck with me again in March as we paint Easter bunnies, "Flopsy, Mopsy and . . ." More about that later in the newsletter.

We were very excited to welcome a new member, Renetta Jodoin. She's been a member of SDP for several years but just recently found out about us through the Wedgwood Neighborhood News. She not only came to the meeting but she also brought a prepped surface and joined the Chapter that night! Welcome, Welcome, Welcome, Renetta! We are delighted to have you! Everyone, please join me in making her feel welcome as you meet her at our meetings.

In this newsletter you will find the **2016 Budget** proposed by your Board. We worked hard on this and we will vote to accept/change this budget at the March meeting. Please feel free to contact a Board Member if you have any questions.

If you look at a calendar you will notice that our next meeting isn't until March 15th but the **Sandy Aubuchon Seminar is March 12th, 13th and 14th**. That means you will need to contact Nancy Genetti **immediately** about saving a spot at the seminar. Sandy is one of the really great travel teachers still available to us at a very reasonable price. New tips, tricks, ideas, warnings and more just tumble out of her as she teaches. The projects are secondary in this seminar. The new information you will get is the real prize. This will be my 4th seminar with Sandy and I will continue to take classes with her anytime I find them available. I always learn something new from her. And on top of that, this seminar is a real bargain. Chapter funds, your funds, are helping to subsidize this class so please, please, please take advantage of this gift and sign up for the seminar today.

And, FINALLY, Nancy and Armida have generously agreed to be the coordinators of the Christmas Party!!! Yea!!! This doesn't mean they are doing everything for the party. NO. This means they will be delegating different elements of the party to us. Us, as in everyone! They are deciding on a theme right now so we will know soon which direction we need to take to get started on our goodies. Thank you so, so, so much ladies!

Hope to see you all with Sandy! Beth



Meeting is February 21, 2016

6:00 Social 6:30 Meeting



FWDP supports the Society of Decorative Painters. Dues are \$50/year. You must be a member of SDP to belong to FWP.

Visit the website at: www.decorativepainters.org

Don't Forget to
turn the clocks
forward on March
13—Spring Ahead

Sunshine—Larue Hughes

Is it already March? Where is the winter? It's probably not over but we've been enjoying this nice weather! Jan McCleery said that her husband, Phil has had another surgery on his leg but is home and seems to be on the mend. Bette Jo Kenaston says she is getting better every day. Jeanette Johnson still needs our prayers and our support. She would appreciate your calls or cards or a visit. And I had a good report from my radiation Oncologist! Praise God, he said the cancer has shrunk as he expected and it should dry up. He released me to my regular oncologist.



Happy Birthday to the ladies who have birthdays in March and April:

Jeanette Johnson March 2 nd
YVONNE LOWRIE March 4th. (It's the big "80")
Shirley Weisman. March 30th

Delfa Tarin. April 6th
Pam Martinez. April 13th

LaRue Hughes

Treasurer's Report—Sharlene King

As of February 19

Checking	5,193.78
Savings	5,209.08
Total	10,402.86

Membership—Mary Helen Horne

FWDP has 26 members registered included new member Renette Jodoin.
Her e-mail is creativeartbydora@yahoo.com. Her phone number is 334-202-6965.

I started passing out the new roster in February. Sharlene will pass them out again in March.

Please continue to invite art friends that you come in contact with as your move around your community.
Mary Helen

Monthly Raffles—Sharlene King

March raffle items will be provided by Connie Alexander & Juanita Munoz. We could use another 1 or 2 if you want to donate this month.

Thank you to Louise, Mary Helen, Bettye Stevens and Nancy for the fun items donated in February.

Sharlene



Memory Boxes

Please bring finished boxes to next meeting and pick up more boxes.

Thanks a lot,



Items for Newsletter

If you bring a homemade food item to the meeting, please share it.....bring me a copy or send by email so I can put it in the newsletter.

Hospitality—Louise Smith & Juanita Munoz



Meeting Month MARCH

Main Dish

Sharlene

Dessert

Nancy

Armida

Dusti

Side Dish

Juanita

Connie Alexander- Jello Salad

Drinks

Juanita

Thank you to everyone who signed up. We all like to eat so more is always welcome!

If you will not be attending or need to make a change please contact Juanita at 817-707-4660

Carolyn



Carolyn Martchenke and Armida Guzman had paintings in the Ft Worth Women's club Art Show. Armida received an honorable mention.

Armida




Proposed Budget


Fort Worth Decorative Painters 2016 Proposed Budget

	Proposed 2016 Budget	2015 Actual
INCOME		
Christmas Party:		
Christmas Auction	500.00	492.00
Dinner	200.00	210.00
Raffle	250.00	296.00
Total Christmas Party	950.00	998.00
Membership Dues		
Current year	180.00	280.00
Next year	300.00	340.00
Total Membership Dues	480.00	620.00
Seminars		
Saturday Special Seminar	800.00	740.00
Seminar	1,200.00	2,098.00
Total Seminars	2,000.00	2,838.00
Ways and Means		
Monthly Raffle	500.00	704.80
Wood, Books, etc	200.00	
Make-it Take-it	50.00	
Anniversary Party		83.00
Total Ways and Means	750.00	787.80
TOTAL INCOME	4,180.00	5,244.80
See Income & Expense for this item		

	Proposed 2016 Budget	2015 Actual
EXPENSES		
Christmas Party Expense		
Decorations, Raffle, misc.	100.00	
Dinner	200.00	224.89
Hospitality (plates, tea, etc)	50.00	
Membership		
Newsletter	50.00	
Supplies	20.00	
Directory Printing	50.00	31.47
Program Expense		
Monthly Programs & Make	200.00	200.00
Seminar Expense		
Saturday Special Seminar	1,000.00	766.33
Seminar	1,300.00	2,180.76
Sunshine	40.00	35.84
Monthly Raffle Expense (Ticket)	25.00	
Memory Boxes	100.00	
Postage and Delivery	20.00	7.10
Administrative		
Web Site (Paid thru 2017)		
President	50.00	81.30
Nat'l Annual Dues	40.00	37.80
President's Gift	100.00	118.65
Rent (Botanic Garden)	900.00	700.00
Bank Charges	30.00	27.00
Other, Secretary, Treasure	50.00	
Insurance, Society	66.00	66.00
30th Anniversary Party		192.73
TOTAL EXPENSES	\$ 4,391.00	\$ 4,869.88
Net Ordinary Income	-231.00	574.94
Other Income		
Interest Income	1.00	1.05
Other expense - IRS one-time	450.00	0.00
Net Other Income (Expense)	-449.00	1.05
Net Income/Loss	-680.00	575.99

Please read
and come to the
meeting ready
to vote





"Flopsy, Mopsy and . . ."

By Beth Stodieck © 2015
March, 2016 FWDP Chapter Project

This month we will be using acrylic paint on scalloped landscape edging to create an adorable Easter project you can tuck in amongst your spring bulbs or on your Easter dinner buffet. This piece reminded me of the childhood stories of Flopsy, Mopsy and Cottontail that I heard every year at Easter time. As in most sibling groups, there's always one troublemaker. And here we have Cottontail!

I will have the complete lesson at the meeting but right now we will concentrate on prepping. If your stone has been outside in the weather and is dirty or sandy, wash it well using a scrub brush and let it dry thoroughly. On a nice dry day use a grey spray primer of your choice to prime all 6 sides of your stone. One of the fun surprises about this surface is that you can use the flat side up for one project and then turn it around and upside down and do a different holiday piece on the other side with the scallops on top. (This is why you want to prime all sides before you start painting.) When drying, either after washing with water or priming, you might consider setting your oven for 200°. When preheated, put your stone in and turn off the oven. Leave it overnite in the closed oven to insure it's dry.

I will be teaching this program as a drybrush class on a textured surface. If you choose to paint this pattern on a different surface it is fine with me but you have a choice to make. If you want to do traditional floats for shading and highlighting, then prep your surface as usual to get a nice smooth surface for floating. If, however, you choose to try the drybrushing on a surface other than the stone, you need to get some texture into your primer coat.

There are 3 methods I have used with nice results:

1. Use thick, thick paint with a rough bristle brush and slip slap the thick paint in multiple directions around your entire surface. I've not used it but you can also add some texture medium to help make the brush marks more textured. You may have to do this twice to get enough texture.
2. Buy Krylon spray texture paint, available at Wal-Mart, and spray all faces of your surface. The spray leaves a dense sandy surface, sort of like really rough sandpaper. This is the method Rosemary West uses and suggests lately.
3. Apply acrylic paint with a small textured (not foam) paint roller. Continue rolling all over until your surface is almost completely dry. As it dries, the roller will pull up little nubbies that will give you enough texture for drybrush.

When your priming is finished, continue with prep work as follows:

- **Transfer your pattern**, except faces, with white Saral transfer paper.
- **Basecoats may take more than one coat** to completely cover the primer in all the nooks and crannies. You want to cover the primer but don't basecoat so much you have a smooth surface. We want the textured surface so we can drybrush later.
- Basecoat the background behind the bunnies and the entire flat top side with **Moon Yellow**.
- Basecoat Flopsy and Mopsy (Rt and Lt bunnies) with a **light grey**.
- Basecoat Cottontail (center) with a **dark grey**.
- Basecoat one flower with **Grape Jelly** and the other with **Razzleberry**.
- Basecoat flower centers with **Citron Green**.

Transfer faces with Saral.

At this point you are ready to come to class. Supplies are as follows:

Paints:

dark grey of your choice	light grey of your choice or tint dark with white
Moon Yellow DA White Napa DA	Razzleberry DA Paynes Grey DA
Citron Green DA Cerulean Blue DA	Bluegrass Green DA Grape Juice DA
Dioxazine Purple DA	

Brushes: If you are floating, use your regular acrylic brushes. If you are doing drybrush, I would suggest bristle brushes in domes or filberts. If you have favorite drybrush brushes, use what makes you comfortable. These stones are hard on brushes so do not bring your best delicate brushes. You will need a medium size, #6 or 8, dome or filbert and a #1 or 2 liner brush for detail work. You might want to bring a couple of regular filbert or round brushes for some of the details.



Saturday Specials

It is time to start planning for our Saturday Specials for 2016! We have tentative dates until we confirm with the church. If all goes as planned our Saturday Special schedule will look like this:

Saturday: May 14th – Goose/Duck with Cat tails (in oils) Jan McCleery teaching

August 20th – Flowers on Canvas (oils) Nancy Genetti teaching

(TBA) - Reindeer Plate (acrylics) Judy Briscoe teaching

We have three WONDERFUL teachers lined up for this year, we all need to come to the seminars and support them. Come join us and bring a friend. This year we will have two lessons in oils, it will be a great time to try something new if you haven't painted in oils. For those of us that have painted in oils it will be a treat to dip into them again. If you have any questions please give me a call or send me an email.

It is time to sign up for the May Saturday Special. Jan will be teaching on a duck decoy (this can also be painted on a surface of your choice.) This is an oil project, but Jan said she can have acrylic instructions for anyone that wants them to paint on their own. Jan will have a palette for those that need one (I don't know the fee yet.) If you can paint in acrylics you can paint in oils. Pictures of the project are on the website and in the newsletter.

Saturday Specials are days filled with Painting, good food, Painting, fun, Painting, friends and fellowship, and more PAINTING! Come join us and bring a friend that wants to paint, remember for the Saturday Specials you don't have to be a member. These are days to reach out to painters that are looking for a great group of people to paint with.

The fee for the Saturday Special is \$20 and it includes lunch. **Please sign up at the March meeting so we can begin to plan for lunch and Jan will have a firm head count before she leaves San Angelo.**

See me to sign up.

See you at the meeting,
Dusti
817-480-7308

Publicity/Website

The FWDP website has been updated with 2016 projects, meetings and seminar dates. Be sure to check it out! I could use a couple of memory box photos if you'd like to send them to me to post.

I will again be notifying the local newspapers of upcoming meetings. It is published on a space available basis. If you have or know of a neighborhood paper that I can submit to, please send me the information and I will be happy to add them to the list. I have gotten several inquiries on our meetings when people read about them.

Thank you!
Suzane Godley


FWDP 2016 MEETING PROJECTS



January—Snowman—Nancy Genetti



February—Chicken Housework Apron—Beth



March—Flopsy, Mopsy... - landscape Stone
Beth Stodieck



April—Goldwork Floral Box—LaRue Hughes



May—Texas Wildflower Wreath—Dusti Dancer

September—Make it Take it—Armida Guzman



October—Scarecrow jar lid—Nancy Genetti



November—Joy Canvas Pillow—Sharlene

SANDY AUBUCHON SEMINAR

March 12-13, 2016 (Friday night 3/11)

FWDP—Fort Worth, Texas



Saturday—Plate painted with Traditions Paints
9:00 am—5:00 pm



Sunday—Floral Shirt
12 pm—6 pm

Friday night—2 hour Class
Color wheel/color theory
6:00 pm—8:00 pm



Cost: \$30 per day Saturday & Sunday

\$10 -Friday night class

\$10 - Lunch on Saturday

Location: Grace United Methodist Church—Clover Lane—Fort Worth



About Sandy Aubuchon

Sandy has a wealth of information. She continually teaches new techniques and ideas during the seminar. She has refined her projects so all levels of painters can enjoy her classes.

Sandy has been a decorative painting teacher for over 40 years. Specializing in teaching the beginner, intermediate and advanced student, with more than 40 books and two dozen videos. She has taught decorative painting in 25 countries. Sandy is a Certified Decorative Artist and has been associated with DecoArt for 20 years.

She has taught at the Society of Decorative Painting Convention nationally, Creative Painting in Las Vegas, Heart of Ohio Tole in Columbus, Ohio and has contributed to many painting magazines. During the many years teaching painting she has taught more than 100 SDP chapters

To sign up for Sandy Aubuchon Seminar, please complete the following and mail to

Nancy Genetti

1117 Eton Drive

Richardson, TX 75080

972-238-0373 – ngenetti@tx.rr.com

Name: _____

Email: _____

Phone: _____

Days: Friday night (\$10)_____ Saturday (\$30)_____ Sunday (\$30)_____ Saturday Lunch \$10.00_____

Amount Enclosed: _____



Have a blessed Easter

Minutes—February 15, 2016

The meeting was called to order at 6:30 pm by President Beth Stodieck. Following items were discussed:

Announcements:

Minutes: Minutes approved as corrected, with one sentence taken out.

Programs: Tonight Beth is teaching the Chicken apron. February Project will be bunnies on landscape paver. She suggested getting started early with prep. This will be a dry brush project. Instructions for prepping a piece other than paver will be in newsletter.

Membership: There 26 paid members for this year. We have a new member Renette Jodoin, who found our chapter on the website. Membership rosters were distributed.

Treasurer's report: Checking 5,193.78 Savings 5,209.08 for a total of 10,402.86. Rent has been paid for the year.

Newsletter: Deadline is February 23.

Seminar: Sandy Aubuchon will be her on March 10-12. There will be a 2 hour color class on Friday night, a plate on Saturday and fabric painting on Sunday. It will be held at the Grace United Methodist Church. The Friday night class will be 6 – 8 pm, Saturday 9 – 5 and Sunday 12 – 6. Will only have lunch on Saturday. Last meeting before seminar to sign up. The seminar is open to all. \$80 for all 3 classes.

Quarterly Saturday Special: The first Saturday Special will be May 14 with Jan McCleery in oils.

Christmas Party: Beth announced that a Christmas Party Coordinator is still needed. Please see Beth if you would be willing to serve.

Hospitality: Members were thanked for the food & drinks brought tonight. List going around for next month.

Memory Boxes

Monthly raffle: Sharlene thanked those that brought raffle items tonight. She asked for volunteers for next month.

Sunshine: Many members are having health issues and/or undergoing tests, etc. and couldn't be here tonight.

Old Business:

Meeting Adjourned at 6:47 for painting with Beth.

Respectfully submitted,

Nancy Genetti, Recording Secretary

2016 Board



Elected Officers:

President:	Beth Stodieck
Vice/Program/Pres. Elect:	Armida Guzman
Vice/Membership/Directory:	Mary Helen Horne
Secretary/Newsletter:	Nancy Genetti
Treasurer:	Sharlene King & Dusti Dancer

Committees:

Christmas Party:	Armida Guzman & Nancy Genetti
Hospitality/Table Attendant:	Louise Smith/ Juanita Munoz
Monthly Raffle:	Sharlene King
Website/Publicity:	Suzane Godley
Parliamentarian:	
Saturday Specials	Dusti Dancer
Seminars	Nancy Genetti
Sunshine/Birthdays:	LuRue Hughes
Memory Boxes	Judy Wallis

February Meeting



Beth Stodieck teaches chickens



Beth with her adorable apron



Armida Guzman, Carolyn Martchenke
and Nancy Genetti



Connie Alexander



New member Renette



Happy Irish Day



Happy Spring



Yvonne Lowrie



Juanita Munoz and Delfa Tarin

SDP Corner



The first issue of 2016 of the Decorative Painter has been mailed. Be sure to look for your 2016 membership card on the cardboard insert inside the plastic cover.

Check your email for the Ezines sent out by SDP. That have lots of information in them along with downloadable projects. Maybe someday our chapter will be featured.

Birth Announcement!

Oklahoma City Painting Palooza



(by definition – an all-out Crazy Event)

Due Date - September 26 – October 1, 2016

Size - Small (to begin with) but ***Mighty*** Parents -

Bear With Us, Rol Publications & Turtle Hollow.

Due to an apparent void in this part of our country, that has a huge painting population, we are looking to put the Best of the Best together to bring a frenzy of painting fun, education, laughter and shopping to the southwest.

Rally ALL your painting buddies & friends to come join us for the most enjoyable time you can **imagine**

The Sheraton Hotel info is on the web site if you want to make reservations for your room. Only \$89.00/night

Registration is now open

Out and About



Bluebonnet Chapter—Sandi Strecker Seminar-Thursday & Friday, April 28-29, 2016.

Cost will be \$100 for two days (that includes your lunch)
Surfaces - \$55 (need to contact Diana asap about wood surfaces)

Sandi is so excited about coming to Texas!! She has designed a Christmas Santa just for us. We will also paint one of her adorable cut out pieces with a giant bell for a "belly"-get it?! You will have a great time. Sandi is really fun and can't wait to paint with us.

If interested contact Diana Pfau—(h) 817-477-3415 (c) 817-846-7698-
dipaints@hotmail.com



Yellow Rose seminar April 22 & 23, 2016 with one of the premier national seminar teachers, **Chris Haughey**. Chris owns Cupboard Distributing. The seminar will be held at the King of Glory Lutheran Church, 6411 Lyndon B. Johnson Freeway, Dallas, Texas, 75087.

Chris will be teaching two days – you are not required to attend both days, but having an opportunity to attend a seminar with a teacher of this stature, why would you not!!! The pieces selected for the seminar are Chris's signature designs – Christmas holiday.

Cost of seminar is \$77 Friday and \$73.00 on Saturday. THIS FEE INCLUDES PREPPED SURFACE AND LUNCH. If interested contact Nancy Genetti— ngenetti@tx.rr.com (h) 972-238-0373 © 214-929-0539

Friday



Saturday



Save the Dates

Lynn Andrews will be coming to Wildflowers Chapter in Sherman September 21 & 22

Rosemary West will be coming to San Angelo June 18 & 19

Fort Worth Decorative Painters

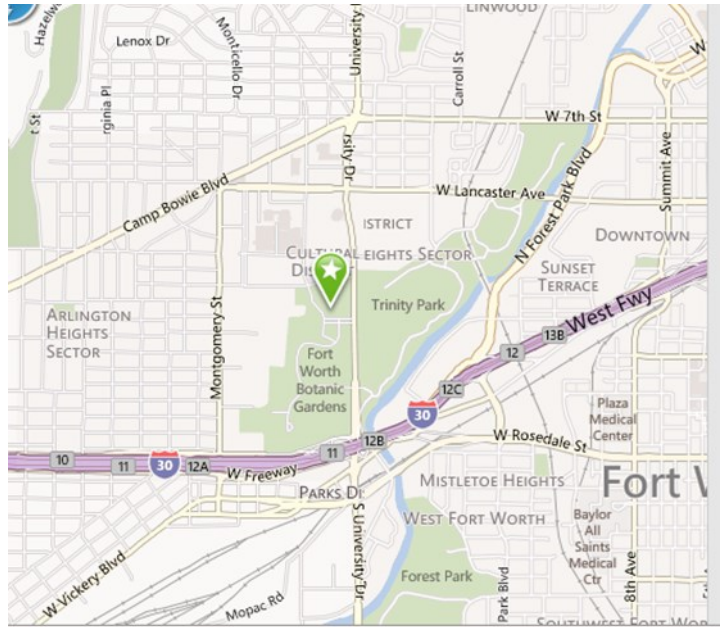
Nancy Genetti
Newsletter Editor
1117 Eton Drive
Richardson, TX 75080

Facebook:

Fort Worth Decorative Painters (FWDP)

www.fwdecorativepainters.com

Next Newsletter Deadline 3-29-16



FWDP Meets the Third Monday of February, March, April, May, September, October & November.

January Meeting 4th Monday and the Christmas Party 2nd Monday in December.

At the

**Botanical Gardens
3220 Botanic Garden Blvd.
Fort Worth, TX 76107**

2016 Dates to Remember

March 12-13—Sandy Aubuchon Seminar
March 21—Regular Meeting—Beth Stodieck—Flopsy, Mopsy &
March 22—Board Meeting
April 18—Regular Meeting—LaRue Hughes—Goldwork floral box
April 26—Board Meeting
May 14—Saturday Special—Jan McCleery—Goose with cattails
May 16—Regular Meeting—Dusti Dancer—Texas Wildflower Wreath
August 20—Saturday Special—Nancy Genetti—Floral Canvases
August 23—Board Meeting
September 19—Regular Meeting—Armida Guzman—Make It Take It
September 27—Board Meeting
October ?? - Saturday Special—Judy Briscoe—Reindeer
October 17—Regular Meeting—Nancy Genetti—Scarecrow jar lid
October 25—Board Meeting
November 21—Regular Meeting—Sharlene King—Joy Canvas Pillow
November 22—Board Meeting (if needed)
December 12—Christmas Party