


GREEN MONSTER

Manufacturing Inc.



Owners Manual

THE *GREEN MONSTER*

HYDRAULIC STAKE PULLER

LS1200



"Innovative Tenting Equipment, Made to Last"™
11 Vreeland Avenue, Elmsford NY 10523
914-592-1801

BLANK

GREEN MONSTER



Manufacturing Inc.

"Innovative Tenting Equipment, Made to Last"™

11 Vreeland Avenue, Elmsford NY 10523

914-592-1801

THE *GREEN MONSTER* HYDRAULIC STAKE PULLER LS1200

CONGRATULATIONS!


You are now the proud parent of the GREEN MONSTER LS1200!

Please take a moment of your time to look over the enclosed information.

Familiarize yourself with the LS1200, its characteristics, the method of operation, and you will be impressed with the GREEN MONSTER'S efficiency. If you have any questions or need service at some time in the future, please contact us at your convenience.

THANK YOU for your patronage and confidence in
GREEN MONSTER MANUFACTURING, INC.

GREEN MONSTER



Manufacturing Inc.
"Innovative Tenting Equipment, Made to Last"™
11 Vreeland Avenue. Elmsford NY 10523
914-592-1801

Hydraulic Stake Puller LS1200

The Green Monster™ LS1200 - All the features that made the Series 1000 the Industry Standard and *more!*


Pulls All Types of Stakes from All Types of Surfaces

- Choose a Jaw for Structure or Standard Stakes
- Oil drain in frame for Mess Free Maintenance
- Self-Propelled Option Available
- 6,000# Plus Pulling Power
- Honda 5.5 HP Engine
- Reinforced Handles
- Heavier Grab Hook
- 20" Piston Stroke
- 1 year Warranty
- Safety Shut Off



New Features!

- Lighter unit with improved maneuverability
- Slightly longer for better leverage
- Wider handles and adjusted grip
- Sleeker hood with better view to jaw
- Stronger uni-body construction
- Pulls all brands of stakes, even stakes in bars!
- All types of surfaces! Blacktop, grass, hardpan
- Compact design, safety shut off, flat free tires
- 2" Hydraulic piston.
- Honda 5.5 HP engine 6200 lbs of pull
- Self propelled option available
- Full line of Tent Wrenches & Puller Jaws



GREEN MONSTER

Manufacturing Inc.

"Innovative Tenting Equipment, Made to Last"™

11 Vreeland Avenue. Elmsford NY 10523

914-592-1801


Hydraulic Stake Puller LS1200

TECHNICAL INFORMATION

- Length: 56"
- Width: 24"
- Height: 42"
- Weight: 312#
- Engine: Honda 5.5 Hp GX160K1QX2
- Oil Capacity: 0.63 US Qt. SAE 10W-30, API SF or SG Engine OIL
- Fuel Capacity: .95 US gallon.
- Unleaded gasoline with a pump octane rating of 86 or higher
- Spark Plug: NGK BPR6ES gap: .030
- Hydraulic Pump: 2,000 PSI
- Hydraulic Oil Capacity: 4 US Qts. HD32 or Equivalent
- Hydraulic Power in Pounds: 6,280 #
- Piston Diameter: 2"
- Piston Stroke: 20"
- Cycle Time: 10 Seconds
- Jaw Capacity: 1½" standard
- Tires: 4.80-8 Flat Free
- Warranty: 1 Year*

Specifications Subject to Change Without Notice

***Provided machine is operated and maintained according to instructions**



GREEN MONSTER

Manufacturing Inc.

"Innovative Tenting Equipment, Made to Last"™

11 Vreeland Avenue. Elmsford NY 10523

914-592-1801

Hydraulic Stake Puller LS1200

Unit is shipped mainly assembled. Follow these simple steps to bolt handles and support together.

ASSEMBLY INSTRUCTIONS


1. Remove LS1200 from shipping crate.
2. Adjust clutch cable by removing all slack in lever, if needed
3. Fill engine with fuel
4. Check all hardware to make sure nuts and bolts did not loosen during shipping
5. Familiarize yourself with the machine

BREAK - IN

**BEFORE USING THE LS1200 FOR THE FIRST TIME
THE MACHINE MUST RUN FOR 15 MINUTES.**

**Change Engine Oil after the first 20 Hours of Use.
Refer to Honda Engines Owner's Manual for required engine
maintenance.**

**KEEP ALL PERSONNEL CLEAR OF MACHINE DURING BREAK-IN
PERIOD TO PREVENT INJURY!**



GREEN MONSTER

Manufacturing Inc.
"Innovative Tenting Equipment, Made to Last"TM
11 Vreeland Avenue. Elmsford NY 10523

914-592-1801

Hydraulic Stake Puller LS1200

SAFETY INSTRUCTIONS

**READ SAFETY AND OPERATING INSTRUCTIONS BEFORE OPERATING!
DO NOT LEAVE LS1200 UNATTENDED WITH ENGINE RUNNING!**


1. The Lift Jaw Control Lever on the right handlebar is for operator use
2. Do not in any way bypass this clutch
3. Objects may become airborne while operating the LS1200
4. Wear safety goggles, ear protection and hard hat while operating or observing
5. Moving piston can cause serious injury. **KEEP HANDS AND FEET CLEAR!**
6. **KEEP THE MACHINE LEVEL AT ALL TIMES WHEN OPERATING!**
7. Buried cables or gas lines can cause serious injury or death, contact local agencies for locations of cables and gas lines.
8. Fuel exhaust and fuel fumes can cause illness or death, operate outdoors and avoid breathing exhaust and fumes.
9. Fuel fumes can catch fire or explode. Do not smoke or operate near flames or sparks
10. Hydraulic oil is under extreme pressure and can get under skin causing burning or poisoning
11. Muffler and engine get hot enough to cause serious burns. Do not touch until cool

Only qualified /authorized dealers may make adjustments to this tool

**THIS UNIT IS NOT INTENDED FOR ANY OVERHEAD LIFTING,
HOLDING, OR JACKING PURPOSES.**

**THE INTENDED USE FOR THE GREEN MONSTER
SERIES 1000LS HYDRAULIC STAKE PULLER
IS TO PULL STAKES AND POSTS FROM THE GROUND ONLY!**

**OPERATOR ASSUMES ALL RESPONSIBILITY TO FOLLOW
ANY GOVERNMENT CODES OR REGULATIONS.**



GREEN MONSTER

Manufacturing Inc.

"Innovative Tenting Equipment, Made to Last"™

11 Vreeland Avenue. Elmsford NY 10523

914-592-1801

Hydraulic Stake Puller LS1200

OPERATING INSTRUCTIONS

READ ALL SAFETY INSTRUCTIONS BEFORE OPERATING!


1. Be sure gasoline, engine oil, and hydraulic oil are at proper levels before starting the LS1200.
2. **STUDY AND UNDERSTAND CONTROLS BEFORE BEGINNING OPERATION.**
3. Lift Jaw Control lever (clutch) should be open when transporting LS1200
4. Lift Jaw Control lever (clutch) at right handle grip activates the lifting piston
5. **OPERATE LS1200. ON LEVEL GROUND ONLY!**

STAKE PULLING OPERATION:

1. To start LS1200 set engine switch to "on" position, turn gas and choke on
2. Pull starter cord until engine starts
3. Bring the LS1200 to the stake that is to be pulled
4. Position the jaw around the head of the stake
5. Pull up on the Lift Jaw Control Lever (clutch) until the stake is free. If needed, repeat the pulling process
6. As an alternative to pulling stakes with the jaw a chain can be used
7. Use chain supplied. Place one end on mounting hook located on the piston. Wrap the remaining chain around the stake and reattach opposite end on mounting hook. Pull up on the Lift Jaw Control Lever (clutch) until the stake is free
8. If needed, repeat the pulling process.
9. To shut off the LS1200 set the engine lever to the "off" position.

Keep personnel/operator, hands and feet and any loose items clear from moving parts at all times.

Read and follow all instructions, requirements and safety precautions noted in the Honda Engine Owner's manual.



GREEN MONSTER

Manufacturing Inc.
“Innovative Tenting Equipment, Made to Last”™
11 Vreeland Avenue. Elmsford NY 10523

914-592-1801

Hydraulic Stake Puller LS1200

TROUBLE - SHOOTING GUIDE

CAUTION: ALWAYS USE EXTREME CARE WHEN TROUBLESHOOTING OR MAKING ADJUSTMENTS ON THE LS1200. STAY CLEAR OF MOVING PARTS WHEN ENGINE IS RUNNING. SHUT ENGINE OFF BEFORE DISASSEMBLING ANY COMPONENT OR MAKING ANY ADJUSTMENT.

A. ENTIRE HYDRAULIC SYSTEM DOES NOT OPERATE AND THE ENGINE IS NOT UNDER LOAD.

1. Broken or improperly adjusted clutch cable.

Replace or adjust clutch cable

2. Low hydraulic oil in tank

Maximum of 8 quarts should be used to prevent spillage. Tank capacity is 10 quarts.

Use hydraulic oil HD 32

3. Hydraulic pump-to-engine coupler has slipped

Check for wear and replace both coupler halves and rubber spider, as needed

4. Hydraulic pump worn, pressure relief valve not functioning or in need of readjustment

Install a 2500 PSI pressure gauge in line between the valve and the piston. Pressure should reach a PSI level of 2000. Repair or replace pump if pressure is low. ANY ADJUSTMENTS OR REPAIRS TO THE HYDRAULIC COMPONENTS SHOULD BE PREFORMED BY QUALIFIED TECHNICIAN ONLY!

5. Lift tube assembly does not return

Piston may need to be rebuilt or replaced. Check for excessive wear or broken wearplate. Replace as needed. Possible control valve problem.

6. Lift tube assembly sticks or is not running smooth

Lubricate lift tube assembly with Dry Slide Moly Lubricant, Silicone based lubricant or WD-40


B. OIL LEAKS IN HYDRAULIC SYSTEM

1. Fittings are loose

2. Worn or broken hoses

3. Oil around the motor shaft

Inspect motor for leaking seal where motor shaft joins hydraulic tank



GREEN MONSTER

Manufacturing Inc.
“Innovative Tenting Equipment, Made to Last”™
11 Vreeland Avenue. Elmsford NY 10523

914-592-1801

Hydraulic Stake Puller LS1200

TROUBLE - SHOOTING GUIDE CONTINUED

CAUTION: ALWAYS USE EXTREME CARE WHEN TROUBLE -SHOOTING OR MAKING ADJUSTMENTS ON THE LS1200 STAY CLEAR OF MOVING PARTS WHEN ENGINE IS RUNNING. SHUT ENGINE OFF BEFORE DISASSEMBLING ANY COMPONENT OR MAKING ANY ADJUSTMENT.

C. EXCESSIVE FOAMING OF HYDRAULIC OIL FROM BREATHER CAP.

»»Excessive tilting or rocking of the LS1200 may cause Hydraulic oil to foam««

1. Improper oil used

Verify that hydraulic oil used has anti foaming additives

Use Hydraulic HD 32 oil

2. Pump sucking air

Inspect and tighten fittings on intake side of pump, or unit is low on oil

3. Broken Hydraulic Hose

Replace hose

4. Hydraulic pump is faulty

Repair or replace pump. ANY ADJUSTMENTS OR REPAIRS TO THE HYDRAULIC COMPONENTS SHOULD BE PERFORMED BY A QUALIFIED TECHNICIAN ONLY! IMPROPER REPAIRS MAY VOID YOUR WARRANTY!

D. ENGINE WILL NOT START OR DIES

1. Check gas tank

Make sure tank is full of gasoline, check the fuel switch is in the on position

2. Check engine oil level

Engine oil needs to be up to operating level, unit has a low oil safety


3. Check spark plug boot

Spark plug boot should be set firmly over the plug.

4. Set the “ON/OFF” switch to “ON”

5. Unit must be level

6. Refer to Honda Engine Owner's Manual



GREEN MONSTER

Manufacturing Inc.

"Innovative Tenting Equipment, Made to Last"™

11 Vreeland Avenue. Elmsford NY 10523

914-592-1801

Hydraulic Stake Puller LS1200

EQUIPMENT WARRANTY

Green Monster Manufacturing, Inc. warrants all *GREEN MONSTER* equipment to be free of defects in material and workmanship for a period of (1) year from the date of receipt by the original user.

This warranty is in lieu of all other warranties, whether written or implied, and is limited to:

1. Replacement of parts returned to the dealer and/or factory and determined defective upon inspection shall be replaced at no charge. (Replacement for parts which are defective shall be at dealer cost plus shipping charges.)
2. Labor costs at \$35.00 per hour for repair time only. (Time for pick-up and/or delivery, transportation or service calls by dealers is excluded. The manufacturer reserves the right to determine reasonable time required for repair.)

Warranty does not apply to damage caused by abuse or neglect. Time and materials required for normal maintenance and service are also excluded from warranty coverage.

Engines, hydraulic pump, valves, piston, and tires are warranted by the original manufacturers and are not covered by the Green Monster Equipment Warranty.


Honda Engine – 2 year limited warranty

Bondioli – 1 year limited warranty

Bauini – 1 year

Best Metal Products (piston) – 1 year limited warranty

Marathon – Flat free tires



GREEN MONSTER

Manufacturing Inc.
"Innovative Tenting Equipment, Made to Last"™
11 Vreeland Avenue. Elmsford NY 10523
914-592-1801

Hydraulic Stake Puller LS1200

Serial # _____

Model # _____

Customer Survey

As we strive to better serve you, we need your help in completing this survey. Please take a few minutes and answer the following questions. When you are finished, please return it to us by mail or fax.

We value your input and thank you for your business.

Green Monster Manufacturing, Inc.

LS1200 Stake Puller

1. How do you like your LS1200?

Very Good Good Average Poor

2. Have you encountered any problems with the LS1200?

3. Are there safety features that need improving?

4. Are there mechanical features that need improving?

Comments:

5. What other equipment might we build to help your business? Please prioritize.

Comments:

6. How would you rate our support?

Very Good Good Average Poor

7. How would you rate your Green Monster Sales Rep Support?

Very Good Good Average Poor

8. How would you rate Green Monster Manufacturing, Inc.?

9. May we use your comments as a testimonial? Yes No


10. May we place you on our reference list? Yes No

Name: _____

Address: _____

Telephone #: _____

Fax to 914-592-1635



GREEN MONSTER

Manufacturing Inc.
"Innovative Tenting Equipment, Made to Last"™
11 Vreeland Avenue. Elmsford NY 10523

914-592-1801

Hydraulic Stake Puller LS1200

PRODUCT REGISTRATION FORM

TO REGISTER YOUR NEW *GREEN MONSTER* LS1200 HYDRAULIC STAKE PULLER,
PLEASE FILL OUT THIS FORM AND RETURN IT TO VALIDATE YOUR
WARRANTY.

SERIAL NUMBER: _____

Model # _____

Company Name: _____

Contact: _____

Street: _____

City: _____

State: _____

Zip Code: _____

Telephone #: _____

Fax #: _____

E-mail: _____

Purchase Date: ____/____/____

How many gas powered stake drivers do you presently own?

1 2 3 4 5

How many Green Monsters do you own?

1 2 3 4 5


Do you own our other tools?

How many tent crews do you run during the busy season?


1-3 4-6 7-10 11-15 16+

FAX TO 914-5921635

GREEN MONSTER



Manufacturing Inc.
"Innovative Tenting Equipment, Made to Last"™
11 Vreeland Avenue. Elmsford NY 10523
914-592-1801



#GM 1005K
Standard Jaw



#GM SJ-1
Structure Jaw

#1030

9/16" & 5/8"

Fiesta & Bil-Jax Wrench

- Reversible
- Long Handle with Drift Pin
- Great for Aligning Holes
- Use on Tents & Staging



#1031

11/16" & 3/4"

Navi Trac Wrench

- Reversible
- Long Handle with Drift Pin
- Great for Aligning Holes
- Use on Tents



GREEN MONSTER



Manufacturing Inc.
"Innovative Tenting Equipment, Made to Last"™
11 Vreeland Avenue. Elmsford NY 10523
914-592-1801

#1085

1 1/8" Web Wrench

- Reversible
- Long Handle for Leverage
- Tapered End to Release Ratchets
- Use on Webs & Structures




#1087

30 mm Structure

- Reversible
- Perfectly Balanced
- Aligns Structures & Rafters
- Tightens Frame Bolts
- Two Tools in One

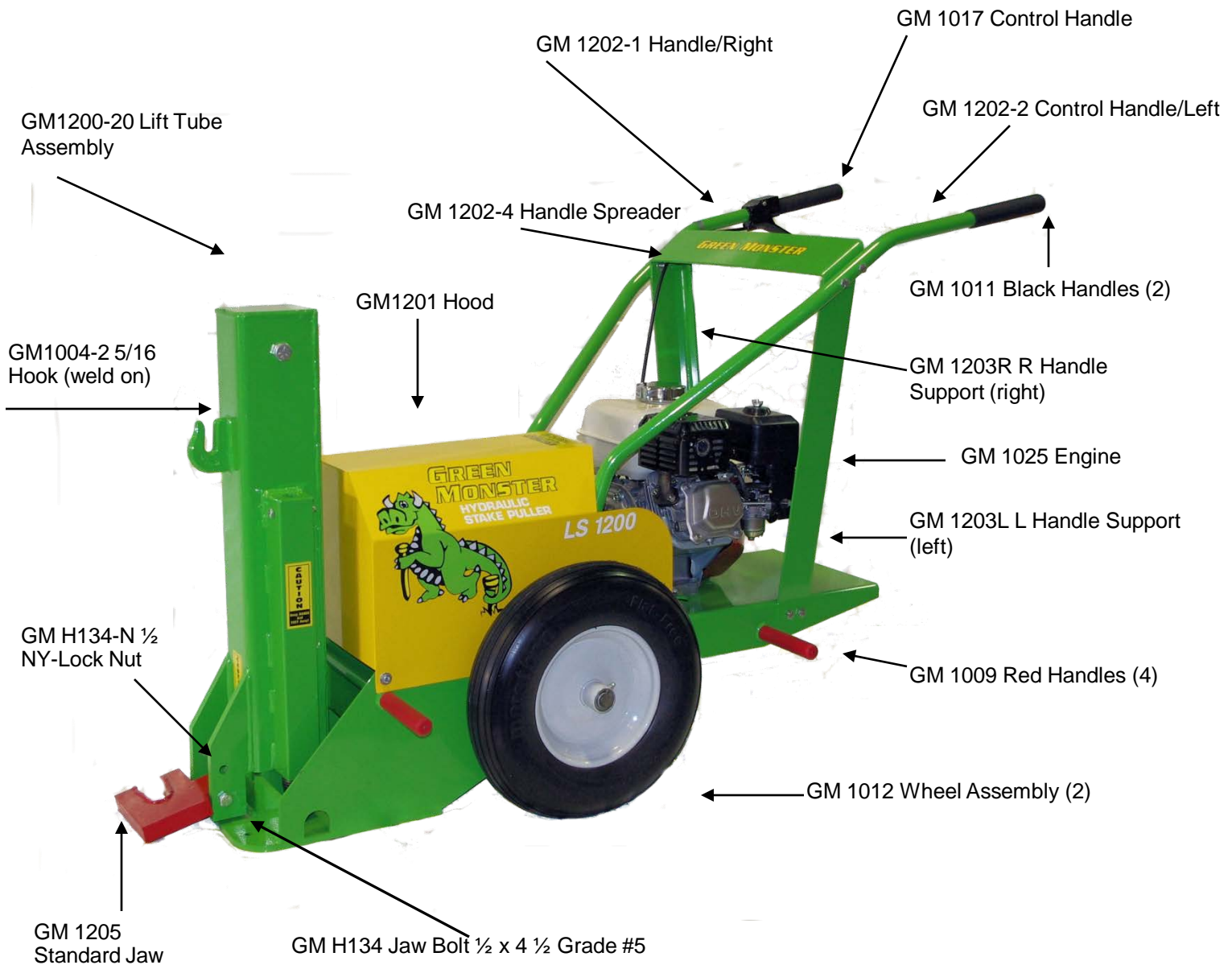


GREEN MONSTER




Manufacturing Inc.
"Innovative Tenting Equipment, Made to Last"™
11 Vreeland Avenue. Elmsford NY 10523
914-592-1801

Exterior Parts Breakdown




All Hardware and decals are available for purchase – see parts price sheet

GREEN MONSTER



Manufacturing Inc.
"Innovative Tenting Equipment, Made to Last"™
11 Vreeland Avenue. Elmsford NY 10523
914-592-2312

Valve Assembly



Please Give Serial Number of Unit When Ordering Parts

GM Part #	Description	QTY Req.
1200	Frame Assembly Comp.	1
1201	Hood Assembly	1
1202-1	Handle - Right	1
1202-2	Handle - Left	1
1202-4	Handle Spreader / Support	1
1203R	Handle Support - Right	1
1203L	Handle Support - Left	1
1200-20	Lift Tube Assembly	1
1004-2	Hook 5/16" - weld-on	1
1200-S	Axle 3/4" x 21" Solid	1
1205	Jaw - Standard Tapered	1
1008	Return Spring	2
1009	Handle Grip 3/4" Red	4
1011	Handle Grip 1" Black	2
1012	Wheel & Tire Assembly	2
1013	Wheel Bearings HD 3/4"	4
1015	Spacer 5/8"	2
1060	Valve Assembly w/Relief - Bondiuti	1
1061-1	Valve Assembly - Brevini	1
1061	Stud Control Valve 10mm x 100mm	1
1061-2	Stud	1
1062	10mm Nut	1
1062-2	Lock Collar	2

1063	10mm Lock Nut 1.5	2
1017	Lift Control Cable Kit	1
1021	Snap Clip for Control Cable	1
1025	Honda Engine 5.5 HP	1
1070	Pump Mount Kit w/drive coupling	1
1030	Drive Coupler - Urethane	
1065	Hydraulic Pump - Bondioli	1
1065-1	Hydraulic Pump	1
1035	Hydraulic Piston	1
1075	Fitting Adapter 6MB-8MJ	1
12105	Hydraulic Hose Suction Assy	1
12110	Hydraulic Hose - Pump to Valve	1
12115	Hydraulic Hose - Valve to Piston	1
12120	Hydraulic Hose Return Valve to Tank	1
1044	Adapter 12MP-12MJ - Tank	1
1046	Adapter 8MB - 8MJ90	2
1049	Adapter 10MB-8MJ90 Pump	1
1047	Adapter 8MB-12MJ90	1
1048	Adapter 6MB-8MJ90	1

1080	Filler Plug w/dip stick	1
1085	Breather Cap	1
1086	Breather Tube Extensions	1
1087	Coupling Breather Tube	1
1090	Suction Filter xx Microns	1
1082	Reservoir Magnet - Rectangular	1
1095	Rubber Rdge 1/4" x 9"	1
21095	Rubber Rdge 3/16" x 14"	

Decals

1050	Green Monster - Handle Decal	1
121051	LS1200 Decal	
1052	Hydraulic Stake Puller - Hood	1
1053R	Dragon Logo Right Side	1
1053L	Dragon Logo Left Side	1
1054	Caution Decal - Lift Tube	3
1055	Made in America - Decal	1
1057	Safety Decal	1
HD32	Hydraulic Oil - Qt.	5
MO	Motor Oil 30W - Qt.	1

Hardware

H-30	Rivet 1/8" x 1/4" Stainless Steel	2
H-100	1/4" x 3/4" Bolt Gr5	4

H-100	¼ 20 x ¾" Bolt	6
H-107	1/4" Flat Washer	4
H-108	1/4" Lock Washer	4
H-110	5/16" x 3/4" Bolt Gr5	2
H-110F	5/16"-24 x 3/4" SAE Bolt Gr5	4
H-113	5/16" x 1-1/2" Bolt Gr5	4
H-115	5/16" x 2-1/2" Bolt Gr5	2
H-117	5/16" Lock Washer	6
H-118-N	5/16: Ny-Lock Nut	2
H-119	5/16" Serrated Nut	4
H-121	3/8" x 1-1/4" Bolt Gr5	6
H-322	3/8" x 2" Carriage Bolt	2
H-129	3/8" Nut - Serrated	12
H-134	1/2" x 4-1/2" Bolt Gr5	1
H-134-N	1/2" Ny-Lock Nut	1
H-146	5/8" x 5" Bolt Gr5	1
H-148	5/8" x 8" Bolr Gr5	1
H-147	5/8" Flat Washer	2
H-149-N	5/8" Ny-Lock Nut	2
H-202	5/16" Proof Coil Chain	4
H-201	5/16" Grab Hook	1

Prices and specifications subject to change without notice.

All parts are FOB Elmsford, NY

Parts Price Sheet #50911



Visit Greenmonsterinc.com

- **New Products**
- **Product Updates**
- **Upcoming Events**
- **& Green Monster News**
- **ILoveMyMonster.com**

**Innovative
Tenting
Equipment
Made to Last**

